

발 간 등 록 번 호

11-1240000-000346-14

GOVP1200802909

R 315.1 E363ㄷ

R

315.1

E ㄷ

2005 ~ 2030 장래가구추계

2007. 12.

Household Projections for Korea : 2005-2030



통 계 청

Korea National Statistical Office

01256998



2008.2.18

머 리 말

가구는 1차적인 사회집단으로 인구·사회·경제적으로 매우 중요한 단위입니다. 특히 최근에는 고령자 및 1인가구가 크게 증가하는 등 우리나라의 가구 구조가 급속히 변화하고 있어 장래가구추계에 대한 수요가 날로 늘어나고 있습니다.

이에 따라 통계청에서는 가구주율법을 사용하여 2005~2030년의 25년 동안 매년 7월 1일을 기준으로 장래가구추계를 작성하였습니다. 이번 보고서에는 가구의 형성과 해체에 대한 심층분석을 위해 혼인상태 생명표를 작성하여 활용하였고, 이용자의 편의를 위해 연령단위는 각세, 지역단위는 시도로 세분하여 수록하였습니다.

끝으로 이 보고서가 이용자 여러분께 유용한 자료가 되기를 바라며, 발간 되기까지 아낌없는 노력과 협조를 보여주신 여러분께 감사를 드립니다.

2007. 12.

통계청장 이 창 호

이용자 유의사항

1. 장래 추계가구는 매년 7월 1일 기준으로 작성되었습니다.
2. 2001~2004년 가구수는 2000년 및 2005년 기준가구를 이용하여 가구주율법으로 소급하여 추정하였습니다.
3. 시도 자료는 자료의 안정성을 위해 연령은 5세별(전국은 각세)로, 가구구성은 9개(전국은 19개) 형태로 묶어서 제시하였습니다.
4. 세목이 각각 반올림되었으므로 세목의 합계가 총계와 일치되지 않는 경우도 있습니다.
5. 이 책자의 내용을 전재(轉載) 또는 역재(譯載)할 때는 『통계청, 2005~2030 장래가구추계』 ○쪽에서 전재(또는 역재)라고 표기하시기 바랍니다.
6. 수록된 자료에 대해 문의 사항이 있을 때에는 통계청 인구동향과 (☎ 042-481-2261~3)로 문의하시기 바랍니다.

▣ 장래가구추계 보고서 발간에 참여한 사람들

- ◆ 사회통계국장 : 김진규
- ◆ 인구동향과장 : 박경애
- ◆ 담당 사무관 : 김형석
- ◆ 담당 직원 : 김수영, 이태직

차 례

I. 장래가구 추계 개요	1
1. 작성의의	1
2. 추계대상 및 기초자료	2
3. 추계방법	4
II. 과거의 가구 변동 추이(1985~2005)	9
1. 총가구수	9
2. 가구주의 혼인상태별 가구	9
3. 가구주의 성 및 연령별 가구	10
4. 가구구성별 가구	12
5. 가구원수별 가구	13
6. 가구주율	13
III. 전국 장래가구추계 결과(2005~2030)	15
1. 총가구수	15
2. 가구주의 성 및 연령별 가구	16
3. 가구주의 성 및 혼인상태별 가구	21
4. 가구구성별 가구	24
5. 가구원수별 가구	31
IV. 시도별 장래가구추계 결과(2005~2030)	33
1. 총가구수	33
2. 가구주의 연령 및 혼인상태별 가구	35
3. 가구구성별 가구	41
4. 가구원수별 가구	46

V. 통계표 49

[전국]

1. 가구주의 성별 가구	50
2. 가구주의 성 및 연령별 가구	51
3. 가구주의 성 및 혼인상태별 가구	67
4. 가구주의 성, 연령 및 혼인상태별 가구	70
5. 가구구성별 가구	132
6. 가구주의 연령 및 가구구성별 가구	136
7. 가구원수별 가구	198
8. 가구구성 및 가구원수별 가구	200

[시도]

9. 시도 및 가구주의 성별 가구	218
10. 시도, 가구주의 성 및 연령별 가구	230
11. 시도, 가구주의 성 및 혼인상태별 가구	332
12. 시도, 가구주의 성, 연령 및 혼인상태별 가구	383
13. 시도 및 가구구성별 가구	476
14. 시도 및 가구원수별 가구	510

CONTENTS

I. Outline of Household Projections(in Korean)	1
II. Household Changes in 1985~2005(in Korean)	9
III. Highlights of the Household Projections for Whole Country (in Korean)	15
IV. Highlights of the Household Projections for Provinces (in Korean)	33
V. Statistical Tables	49
[Whole Country]	
1. Households by Household Head's Sex	50
2. Households by Household Head's Sex and Age	51
3. Households by Household Head's Sex and Marital Status	67
4. Households by Household Head's Sex, Age and Marital Status	70
5. Households by Household Composition	132
6. Households by Household Head's Age and Household Composition	136
7. Households by Household Size	198
8. Households by Household Composition and Household Size	200
[Province]	
9. Households by Household Head's Sex for Provinces	218
10. Households by Household Head's Sex and Age for Provinces	230
11. Households by Household Head's Sex and Marital Status for Provinces	332
12. Households by Household Head's Sex, Age and Marital Status for Provinces	383
13. Households by Household Composition	476
14. Households by Household Size	510

I. 장래가구추계 개요

1. 작성의의

가. 가구 정보의 중요성

- 가구의 중요성
 - 가구는 사회적으로 최소 공동 생활집단으로서 재생산의 기능을 수행
 - 자녀의 양육, 교육과 부양은 물론 정서적인 역할도 수행
 - 경제적으로는 소비의 기본단위이기 때문에 주택 수급, 가구내구재 시장의 기본단위
- 가구의 양적 및 질적 변화에 대한 정보는 각종 경제·사회 개발계획을 효과적으로 수립하는데 매우 유용
- 최근 한국 사회에서 가족 분화 및 해체가 급속히 진행됨에 따라 가구의 규모나 구조가 크게 변하고 있어, 이를 파악하고 예측하기 위한 장래가구추계가 필요
 - 소가족화, 1인 가구 및 고령자 가구의 증가가 두드러짐

나. 장래가구추계 자료의 활용성

- 정부, 지자체, 기업의 각종 가족복지정책 수립, 가구 내구소비재 수요 예측 및 통계조사의 모집단 등으로 활용
 - 고령자, 여성, 아동 등 정부의 가족복지정책 수립을 위한 기초자료
 - 기업의 주택, 주거용품 등 가구 내구소비재의 수요에 대한 예측 자료
 - 각종 가구단위 표본조사의 모수 등
 - 학교, 연구소 등의 가족관련 연구 및 교육자료 등

2. 추계대상 및 기초자료

가. 가구 및 가구에 대한 정의

(1) 가구

- 가구는 “1인 또는 2인 이상이 모여 취사, 취침 등 생계를 같이 하는 생활 단위”를 말함
 - 실질적으로 함께 살고 있는 사람만이 포함된다는 점에서 주민등록상의 ‘세대’와 다름
 - 예를 들어 군입대자는 ‘가구’에는 미포함되나 ‘세대’에는 포함
 - 동거인 등 혈연관계가 없는 사람이 포함된다는 점에서 혈연관계만 포함하는 ‘가족’과 구분
- 인구주택총조사에서 가구는 다음과 같이 구분
 - ① 일반가구 : 혈연가구, 비혈연 5인 이하의 가구, 1인 가구 등
 - ② 집단가구
 - 집단시설가구 : 기숙사, 고아원, 양로원, 모자원, 특수병원 등의 사회시설 내에서 생활하는 가구
 - 비혈연 6인 이상 가구
 - ③ 외국인 가구
- 가구추계는 「일반가구」만을 대상으로 함

(2) 가구주

- 가구주는 다음과 같이 정의(2005 인구주택총조사의 정의와 동일)
“가구주는 호주 또는 세대주와는 관계없이 가구를 실질적으로 대표하는 사람을 말하며, 혈연관계가 없는 사람끼리 모여 사는 경우에는 그 중 한 사람(대표자)이 가구주가 됨”

나. 추계 대상 연도

- 2005년 ~ 2030년 : 향후 25년간

다. 대상지역 및 기준시점

- 전국 및 16개 시도별로 작성
- 매년 연앙(7월1일) 기준

라. 추계내용

(1) 가구주의 성·연령·혼인상태별 가구

- 가구주의 연령은 전국은 각세, 시도는 5세별로 추정
- 혼인상태는 미혼·유배우·사별·이혼으로 구분

(2) 가구구성별 가구

- 전국은 1인가구, 부부가구, 부+자녀, 모+자녀, 3세대이상, 비친족가구 등 19개 형태, 시도는 9개 형태로 제시

(3) 가구원수별 가구

- 1인 가구, 2인 가구, ……., 7인이상 가구로 구분

마. 기초자료

- 기준가구 작성 및 장래가구주율 추정: 1990, 1995, 2000, 2005년 인구센서스
- 전국 장래가구수 추정: 2006 장래인구추계(2005~2050)
- 시도 장래가구수 추정: 2007 시도별 장래인구추계(2005~2030)
- 장래 혼인상태별 인구 추계: 인구동태자료 및 생명표(1990~2005)

3. 추계방법

가. 기본 개념

- 가구주율(Headship Rate: 성 및 연령별 인구 중 가구주가 되는 비율)의 과거 추이를 수학적 궤도(trajecory)를 이용해 장래에 연장하는 방법
 - 가구주율법은 미국의 국가자원기획위원회(National Resources Planning Committee)가 1930년 미국 센서스를 토대로 실시한 이후 각국에서 널리 사용하고 있으며, 현재 미국, 캐나다, 뉴질랜드 등에서 가구추계에 사용

나. 가구추계의 틀

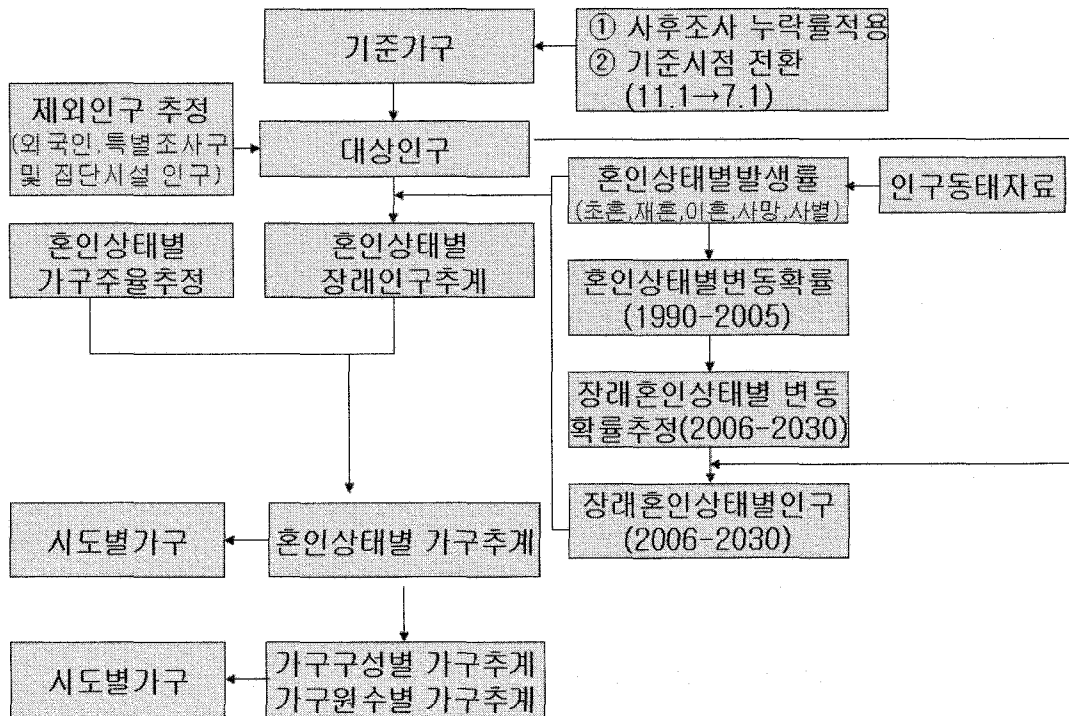


그림 I-1. 장래가구추계 업무흐름도

다. 기준가구의 작성

- 2005년 인구주택총조사의 가구 자료를 기초로 기준가구를 작성
 - 인구주택총조사 사후조사 결과를 이용해 조사과정에서 나타나는 가구의 누락수준을 파악하여 총수만큼 보정
 - 보정해야할 가구수가 확정이 되면 가구특성별로 비례배분하여 기준가구를 작성
 - 2005. 11.1일 기준으로 먼저 작성한 후 연앙(7.1일)으로 이동

라. 대상인구의 작성

- 가구추계는 일반가구만을 대상으로 하기 때문에 일반가구에 포함되지 않는 다음의 인구는 추계인구에서 제외시킴
 - 외국인, 집단가구인구(일반조사구에서 6인이상 비혈연가구), 집단시설가구인구(기숙시설, 특수사회시설), 특별조사구(교도소, 군부대, 전투경찰, 의무소방대 등)
- 기초자료
 - 외국인
 - 법무부 성·연령별 등록외국인 자료 및 불법외국인 자료 : 2005년
 - 제외인구
 - 인구센서스의 시도별 성·연령별 제외인구 : 1990, 1995, 2000, 2005년
- 대상인구 추정(2006~2030년)

$$\text{가구추계 대상인구} = \text{추계인구} - (\text{외국인, 특별조사구 및 집단가구 인구})$$

- ① 외국인 추정
 - 1994~2006년 등록외국인 자료를 기초로 선형로그로 외국인 총수 추정
 - 2005년 장래인구추계에 사용된 등록외국인 자료의 시도 및 연령별 구성비를 이용하여 배분
- ② 제외인구 추정
 - 2005년 인구주택총조사의 특별조사구 및 집단가구 인구의 시도 및 연령별 구성비를 이용하여 추계인구 중 제외인구 추정

마. 혼인상태별 장래인구 추정

(1) 의의

- 가구형성과 해체의 주 요인인 혼인상태변동률을 파악
- 혼인상태별 변동확률을 적용하여 장래혼인상태별 인구추계

(2) 기초자료

- 인구주택총조사 및 인구동태자료(1990, 1995, 2000, 2005)
 - 인구주택총조사 혼인상태별 인구
 - 인구동태자료
 - 혼인상태별 사망, 혼인종류별 혼인(초혼, 사별후 재혼, 이혼후 재혼), 이혼

(3) 작성방법

- 1995~2005년 혼인상태별 변동률 및 혼인상태별 변동확률

$${}_n\pi_x^{ij} = \frac{{}_n m_x^{ij}}{1 + \frac{n}{2} \times \sum_{i \neq j} {}_n m_x^{ij}}$$

- ${}_n\pi_x^{ij}$: n 연령구간 중 혼인상태 변동확률
- ${}_n m_x^{ij}$: n 연령구간 중 혼인상태 변동률
- * 혼인상태별 변동률 및 변동확률을 각세별로 작성

- 2006~2030년 혼인상태별 변동확률 추정

① 초혼, 재혼 및 이혼확률 추정

- 1990~2005년 평균변동률 또는 2000~2005년 변동률이 매 5년마다 증감률이 50% 감소한다는 가정으로 2020년 변동률 추정, 2020년 이후는 확률이 동일하다는 가정
- 2006년, 2007년 변동확률 작성
 - 2006년은 인구동태 연간 실적자료를 반영하고 2007년은 상반기 실적자료로 2006년에 대한 증감방향을 추정

- 연령구간별 초혼율, 재혼율 및 이혼율 증감률을 적용하여 2006년, 2007년 변동확률 추정

② 혼인상태별 사망 및 사별 확률

- 1990~2005년 자료에서 전체 사망확률에 대한 혼인상태별 사망확률비를 산출한 후 장래추계인구의 연령별 사망확률에 적용하여 2006~2030년 각세별 혼인상태별 사망확률 추정

○ 혼인상태별 인구 작성

- 2006~2030년 혼인상태별 인구 산출

- t 년 $x+1$ 세 미혼인구 : $P_{x+1}^s = P_x^s \cdot (1 - {}_n\pi_x^{sm} - {}_n\pi_x^{sd})$
- t 년 $x+1$ 세 유배우인구 $P_{x+1}^m = P_x^m \cdot (1 - \pi_x^{mw} - \pi_x^{mv} - \pi_x^{md}) + P_x^s \cdot \pi_x^{sm} + P_x^w \cdot \pi_x^{wm} + P_x^v \cdot \pi_x^{vm}$
- t 년 $x+1$ 세 사별인구 : $P_{x+1}^w = P_x^w \cdot (1 - \pi_x^{wm} - \pi_x^{wd}) + P_x^m \cdot \pi_x^{mw}$
- t 년 $x+1$ 세 이혼인구 : $P_{x+1}^v = P_x^v \cdot (1 - \pi_x^{vm} - \pi_x^{vd}) + P_x^m \cdot \pi_x^{mv}$

P_x^s : 미혼인구	P_x^m : 유배우인구	P_x^w : 사별인구	P_x^v : 이혼인구
π_x^{sm} :미혼인구초혼확률	π_x^{mw} :유배우사별확률	π_x^{wm} :사별인구재혼확률	π_x^{vm} :이혼인구재혼확률
π_x^{sd} :미혼인구사망확률	π_x^{mv} :유배우이혼확률	π_x^{md} :사별인구사망확률	π_x^{vd} :이혼인구사망확률
	π_x^{md} :유배우사망확률		

바. 가구주의 성 및 혼인상태별 장래가구수 추정

- 특정집단의 가구수는 특정집단의 인구에 특정집단 가구주율을 곱하여 작성

$$H^s(x,t) = \sum_m P^s(m,x,t) \times h^s(m,x,t)$$

- $H^s(x,t)$ 는 가구주의 성 s , 연령 x , 연도 t 의 가구수
- $P^s(m,x,t)$ 는 성 s , 혼인상태 m , 연령 x , 연도 t 의 인구
- $h^s(m,x,t)$ 는 성 s , 혼인상태 m , 연령 x , 연도 t 의 가구주율
- 장래가구주율 추정은 선형로그식을 사용하여 추정

$$h^s(m,x,t) = a \times \ln(n) + b$$

- $h^s(m,x,t)$ 는 성 s , 혼인상태 m , 연령 x , 연도 t 의 가구주율
- $\ln(n)$ 은 추계기간(n)에 대한 자연로그, a 는 기울기, b 는 상수

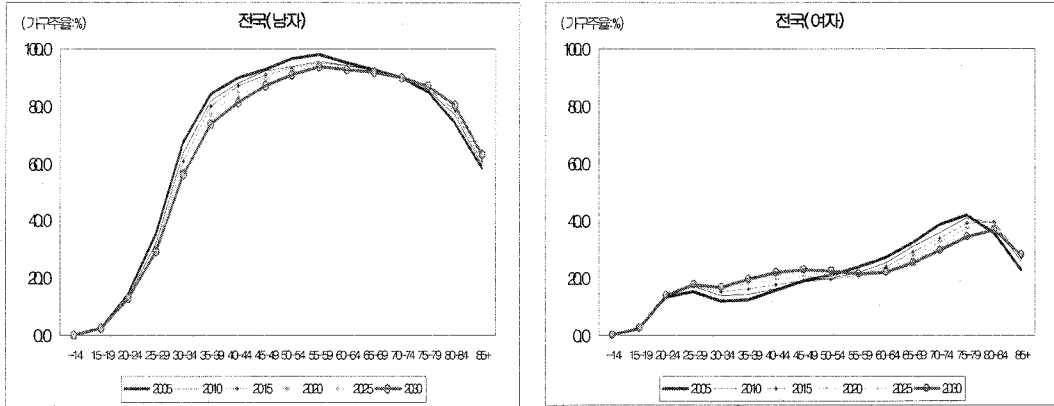


그림 I-2. 장래가구주율(2005~2030)

사. 장래 가구구성 및 가구원수별 가구 추정

- 장래 가구구성별 가구는 선형로그식으로 추정된 2006~2030년의 각세별 가구 구성비를 성 및 혼인상태별 가구수에 곱하여 추정
- 장래 가구원수별 가구는 선형로그식으로 추정된 2006~2030년의 가구구성 및 가구원수별 구성비를 성 및 혼인상태별 가구수에 곱하여 추정

아. 시도별 가구 추정

- 시도별 1995~2005년 혼인상태별 각세별 가구주율을 기초로 선형로그식을 이용하여 추정
- 시도별 가구구성 및 가구원수별 가구구성비는 1995~2005년 가구 구성비 추이를 기초로 선형로그식으로 추정
 - 시도별 총가구 구성비, 전국 연령별 가구구성비, 전국 가구원수별 가구 구성비와 시도별 합이 일치되도록 보정
- 각세별로 작성된 자료를 5세별로 집계하여 제표

Ⅱ. 과거의 가구 변동 추이(1985~2005)

1. 총가구수

- 지난 20년간 우리나라의 일반가구수는 연평균 2~3%대의 증가율을 보여, 인구증가보다 상대적으로 높은 수준을 나타냄
 - 이는 인구 증가 속도가 계속 감소하는 가운데도 1인가구의 증가와 같은 가구 분화(分化)로 가구 증가 속도는 상대적으로 덜 감소하기 때문임

표 Ⅱ-1. 인구 및 일반가구 추이(1985~2005)

(단위 : 명, 가구, %)

	인구(a)	가구(b)	연평균 증가율		(a)/(b)
			인 구	가 구	
1985	40,419,652	9,571,361	1.56	3.73	4.22
1990	43,390,374	11,354,540	1.43	3.48	3.82
1995	44,553,710	12,958,181	0.53	2.68	3.44
2000	45,985,289	14,311,807	0.63	2.01	3.21
2005	47,041,434	15,887,128	0.46	2.11	2.96

주: 1)일반가구에는 집단가구, 사회복지시설 가구, 외국인 가구 등은 미포함

2)증가율은 직전 5년간(예, 2005년은 2000~2005)의 연평균 증가율임

자료: 「인구주택총조사 보고서(통계청, 각년도)」에서 계산

2. 가구주의 혼인상태별 가구

- 2005년 가구주의 혼인상태별 구성을 보면, 성별로 순위나 분포에서 차이가 남
 - 남자는 유배우가 84.6%로 대부분을 차지했으며, 미혼(9.8%), 이혼(3.2%), 사별(2.3%) 순
 - 여자는 사별이 44.4%로 가장 많고, 미혼(23.2%), 유배우(17.9%), 이혼(14.4%) 순
- 연도별로 가구주의 혼인상태별 구성의 변화를 보면, 남녀 모두 일관되게 가장 주된 형태(남자는 유배우, 여자는 사별)는 감소하고 나머지 유형은 증가

표 II-2. 가구주의 혼인 상태별 구성(1985~2005)

(단위 : %)

	1985	1990	1995	2000	2005
o 남자	100.0	100.0	100.0	100.0	100.0
- 유배우	92.3	91.2	89.9	88.3	84.6
- 사별	1.6	2.0	1.9	1.9	2.3
- 이혼	0.5	0.8	1.2	2.1	3.2
- 미혼	5.6	6.0	7.0	7.6	9.8
o 여자	100.0	100.0	100.0	100.0	100.0
- 유배우	22.7	17.7	15.7	16.6	17.9
- 사별	52.3	56.3	56.1	50.5	44.4
- 이혼	4.3	5.6	7.1	11.6	14.4
- 미혼	20.7	20.4	21.1	21.4	23.2

자료: 「인구주택총조사 보고서(통계청, 각년도)」

3. 가구주의 성 및 연령별 가구

- 2005년 가구주의 성별 구성비는 남자가 77.9%, 여자가 22.1%로 전체적으로 5가구 중 4가구는 남자가 가구주였음
 - 연도별로는 남자 가구주 비중은 지속적으로 감소(1985년 84.3% → 2005년 77.9%)한 반면 여자 가구주의 비중은 지속적으로 증가(1985년 15.7% → 2005년 22.1%)
- 연령별 유형을 보면 남자는 일봉(one peak), 여자는 쌍봉(two peaks)의 형태를 보이는데, 2005년의 경우 남자는 40-44세(11.8%), 여자는 45-49세(2.3%)의 연령대 비중이 가장 높았음
 - 1985년에는 가장 비중이 높은 연령층이 남자는 30-34세, 여자는 50-54세
 - 2005년에는 남자는 40-44세가 가장 비중이 높아 가구주가 고령화되었고, 여자는 45-49세가 가장 두드러진 연령층이 되기는 했지만 대체적으로 고령층이 많아지는 가운데 비교적 전연령층에 고루 분포되어 가고 있는 양상을 보이고 있음

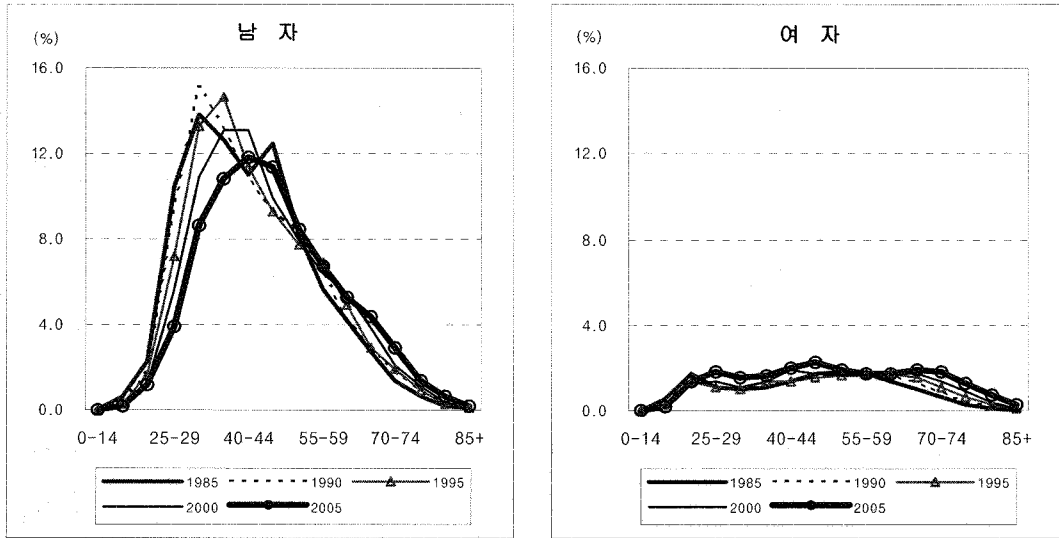


그림 II-1. 가구의 연령별 분포(1985~2005)

표 II-3. 가구의 연령별 분포(1985~2005)

(단위 : %)

	1985		1990		1995		2000		2005	
	남	여	남	여	남	여	남	여	남	여
계	84.3	15.7	84.3	15.7	83.4	16.6	81.5	18.5	77.9	22.1
0-14	0.0	0.0	0.0	0.0	0.0	0.0	0.0	0.0	0.0	0.0
15-19	0.6	0.5	0.4	0.4	0.3	0.3	0.3	0.3	0.2	0.2
20-24	2.3	1.7	1.7	1.5	1.6	1.4	1.2	1.3	1.2	1.4
25-29	10.5	1.1	9.2	1.1	7.2	1.1	5.6	1.4	3.9	1.8
30-34	13.8	1.0	15.2	1.0	13.3	1.0	10.9	1.1	8.6	1.5
35-39	12.6	1.1	13.1	1.2	14.6	1.4	13.1	1.4	10.8	1.6
40-44	11.0	1.4	10.8	1.3	11.4	1.4	13.1	1.9	11.8	2.0
45-49	12.5	1.7	9.2	1.5	9.3	1.5	9.9	1.7	11.4	2.3
50-54	8.2	1.8	8.4	1.7	7.7	1.6	7.9	1.6	8.5	1.9
55-59	5.6	1.7	6.4	1.8	6.9	1.7	6.4	1.6	6.7	1.7
60-64	4.2	1.4	4.1	1.6	4.9	1.7	5.5	1.7	5.3	1.7
65-69	2.7	1.0	2.9	1.3	2.9	1.5	3.8	1.7	4.4	1.9
70-74	1.4	0.6	1.7	0.8	1.9	1.1	2.1	1.4	2.9	1.8
75-79	0.6	0.3	0.8	0.4	0.9	0.6	1.1	0.9	1.4	1.3
80-84	0.2	0.1	0.3	0.2	0.3	0.3	0.4	0.4	0.6	0.7
85+	0.1	0.0	0.1	0.1	0.1	0.1	0.1	0.1	0.2	0.3

자료: 「인구주택총조사 보고서(통계청, 각년도)」

4. 가구구성별 가구

- 2005년 가구구성별 가구분포를 보면 2세대 가구가 전체의 55.4%로 가장 주된 유형의 가구이며, 1인가구(19.9%), 1세대가구(16.2%), 3세대이상 가구(6.9%) 등의 순임
 - 지난 1985년과 비교할 때, 2세대가구(11.6%p)와 3세대이상가구(8.0%p)는 크게 감소한 반면, 1인가구(1985년 13.0%p), 1세대가구(6.6%p)는 큰 폭으로 늘어났음
- 특히 1인가구의 증가가 두드러졌는데, 1985~2005년 중 약 4.8배(251만 가구)가 증가하여 같은 기간 전체 가구수 증가(631만6천 가구)의 39.7%를 차지했음
- 한편, 2005년 핵가족가구(부부가구, 부부+자녀가구, 부+자녀가구, 모+자녀가구)의 비율은 65.0%였는데, 이는 과거 30여년간(1975년 67.7%, 1980년 68.3%) 유지해오던 68%대의 핵가족 가구비율이 1인가구의 증가 영향으로 3%p나 감소한 때문임

표 II-4. 가구구성별 가구 및 구성비 추이(1985~2005)

(단위 : 가구, %)

	계	1세대	2세대	3세대 이상	비친족 가구	1인 가구	(핵가족)
1985	9,571,361 (100.0)	195,529 (9.6)	6,412,196 (67.0)	1,422,830 (14.9)	159,865 (1.7)	660,941 (6.9)	6,586,227 (68.8)
1990	11,354,540 (100.0)	1,219,667 (10.7)	7,529,077 (66.3)	1,418,091 (12.5)	166,224 (1.5)	1,021,481 (9.0)	7,726,327 (68.0)
1995	12,958,181 (100.0)	1,640,434 (12.7)	8,200,487 (63.3)	1,291,864 (10.0)	182,990 (1.4)	1,642,406 (12.7)	8,886,488 (68.6)
2000	14,311,807 (100.0)	2,033,763 (14.2)	8,696,082 (60.8)	1,198,298 (8.4)	159,231 (1.1)	2,224,433 (15.5)	9,780,777 (68.3)
2005	15,887,128 (100.0)	2,574,717 (16.2)	8,807,326 (55.4)	1,108,464 (6.9)	225,946 (1.4)	3,170,675 (19.9)	10,330,684 (65.0)

주: 1세대가구는 부부, 부부+기타친인척 등 동일 세대로 이루어진 가구이고, 2세대가구는 부부+자녀, 부부+부모, 조부모+손자녀 등 2개의 세대로 이루어진 가구이며, 3세대가구는 부부+자녀+양친 등 3개 이상의 세대로 구성된 가구임

자료: 「인구주택총조사 보고서(통계청, 각년도)」에서 계산

5. 가구원수별 가구

- 우리나라의 평균가구원수는 1985년 4.09명, 1995년 3.34명에서 2005년 2.88명으로 줄어들어 소가족화가 지속적으로 진행되고 있음
- 2005년 가장 주된 가구원수별 가구는 4인가구(27.0%)이며, 2인가구(22.2%), 3인가구(20.9%), 1인가구(19.9%) 순이었음
 - 1985년에 비해 비중이 늘어난 가구는 1인가구(13.0%p), 2인가구(9.9%p), 3인가구(4.4%p), 4인가구(1.8%p) 순임
 - 1985년에 비해 비중이 줄어든 가구는 5인가구(-11.8%p), 6인가구(-10.7%p), 7인이상가구(-6.6%p) 순임

표 II-5. 가구원수별 일반가구 구성비 및 평균 가구원수 추이(1985~2005)

(단위 : %, 명)

	1985	1990	1995	2000	2005
계	100.0	100.0	100.0	100.0	100.0
1인	6.9	9.0	12.7	15.5	19.9
2인	12.3	13.8	16.9	19.1	22.2
3인	16.5	19.1	20.3	20.9	20.9
4인	25.2	29.5	31.7	31.1	27.0
5인	19.5	18.9	12.9	10.1	7.7
6인	12.4	5.9	3.8	2.4	1.7
7인 이상	7.2	3.8	1.6	0.9	0.6
평균가구원수	4.09	3.71	3.34	3.12	2.88

자료: 「인구주택총조사 보고서(통계청, 각년도)」에서 계산

6. 가구주율

- 가구주율(가구주÷인구×100)의 연령별 패턴을 보면 남자는 20대후반부터 급격하게 가구주가 되는 비율이 늘어나 30대후반에 일정 수준에 이르면 이후 고령층까지 거의 변동이 없는 고원(plateau) 형태를 보이는 반면, 여자는 혼인전에 일시적으로 피크를 보이고 감소하다가 고령층에서 절정을 이루는 쌍봉(two peaks) 형태를 보임

- 2005년 남자는 55-59세에서 가구주율이 가장 높았는데, 이 연령층은 100명 중 95.1명이 가구주인 것으로 나타남
- 반면 여자는 75-79세에서 가구주율이 가장 높았는데, 이 연령층은 100명 중 41.2명이 가구주인 것으로 나타남

○ 1985~2005년간 연도별 추이를 보면 남자는 55-59세 이전은 가구주율이 낮아졌고 이후는 증가하였으며, 여자는 대부분의 연령층에서 가구주율이 증가하여 우리나라의 가구주는 고령화 및 여성화되고 있음

표 II-6. 연령 및 성별 가구주율(1985~2005)

(단위: 인구100명당 가구주수)

	남자					여자				
	1985	1990	1995	2000	2005	1985	1990	1995	2000	2005
계	41.9	46.1	50.8	53.2	52.9	7.6	8.4	9.8	11.7	14.8
15세 미만	0.0	0.0	0.0	0.0	0.0	0.0	0.0	0.0	0.0	0.0
15 - 19	2.8	2.0	2.2	2.2	2.1	2.7	2.2	2.3	2.3	2.4
20 - 24	14.1	11.9	13.5	12.3	9.9	8.5	7.2	9.0	10.6	13.1
25 - 29	53.2	50.5	47.2	41.1	33.4	5.2	5.7	7.1	9.8	15.4
30 - 34	84.6	81.8	81.7	76.7	66.7	6.0	5.8	6.1	8.0	12.0
35 - 39	92.3	90.9	91.1	89.7	82.9	8.8	8.5	8.7	10.0	12.6
40 - 44	95.7	94.3	94.8	94.0	89.8	12.5	12.1	12.3	13.8	15.5
45 - 49	97.1	96.2	96.5	96.2	92.6	15.8	15.8	15.9	16.8	18.8
50 - 54	97.4	97.0	97.4	97.1	94.3	19.8	19.1	19.7	19.7	20.6
55 - 59	96.1	96.6	97.2	97.0	95.1	23.5	23.2	22.8	22.7	23.2
60 - 64	92.0	94.0	95.1	95.3	94.4	24.4	27.4	27.1	26.0	27.1
65 - 69	74.4	89.0	90.7	91.9	92.4	22.5	27.7	31.2	31.5	32.1
70 - 74	72.1	80.8	83.5	86.3	89.0	19.1	24.5	30.5	35.7	38.3
75 - 79	59.9	70.1	73.3	78.5	83.7	15.5	20.1	25.7	33.9	41.2
80 - 84	45.6	58.5	60.3	44.8	74.6	11.1	15.2	19.2	26.0	35.5
85세 이상	35.7	46.4	46.7	51.0	59.1	7.8	10.8	12.5	16.5	23.0

Ⅲ. 전국 장래가구추계 결과(2005~2030)

1. 총가구수

2007년 우리나라의 총가구수는 1,641만7천 가구로 추정되며, 2030년에는 1,987만 1천 가구에 달할 전망이다

- 2007년 현재 우리나라의 총가구수는 1,641만7천 가구로 추정되는데, 이는 전년에 비해 1.6% 증가한 수준으로 인구증가율(0.33%) 보다 5배정도 높은 수준
- 우리나라의 인구는 2018년 정점을 이룬 후 감소할 것으로 전망되지만, 가구는 적어도 2030년까지는 지속적으로 증가(증가율은 매년 감소)할 것으로 전망

표 Ⅲ-1. 인구 및 가구수 추이(2005~2030)

(단위: 천 명, %, 천 가구, 명)

	추계인구		일반가구원	일반가구		평균가구원
		증가율			증가율	
2005	48 138	0.21	46 084	15 971	1.59	2.89
2006	48 297	0.33	46 259	16 158	1.17	2.86
2007	48 456	0.33	46 426	16 417	1.60	2.83
2008	48 607	0.31	46 578	16 673	1.56	2.79
2009	48 747	0.29	46 708	16 917	1.46	2.76
2010	48 875	0.26	46 815	17 152	1.39	2.73
2011	48 989	0.23	46 903	17 380	1.33	2.70
2012	49 083	0.19	46 970	17 596	1.25	2.67
2013	49 163	0.16	47 026	17 803	1.18	2.64
2014	49 227	0.13	47 075	18 002	1.11	2.62
2015	49 277	0.10	47 119	18 192	1.06	2.59
2016	49 312	0.07	47 157	18 374	1.00	2.57
2017	49 332	0.04	47 190	18 547	0.94	2.54
2018	49 340	0.02	47 215	18 712	0.89	2.52
2019	49 338	-0.00	47 230	18 867	0.83	2.50
2020	49 326	-0.02	47 235	19 012	0.77	2.48
2021	49 300	-0.05	47 235	19 147	0.71	2.47
2022	49 263	-0.07	47 233	19 273	0.66	2.45
2023	49 219	-0.09	47 225	19 391	0.61	2.44
2024	49 168	-0.10	47 203	19 498	0.55	2.42
2025	49 108	-0.12	47 166	19 594	0.49	2.41
2026	49 039	-0.14	47 113	19 676	0.42	2.39
2027	48 959	-0.16	47 041	19 745	0.35	2.38
2028	48 866	-0.19	46 951	19 800	0.28	2.37
2029	48 758	-0.22	46 846	19 843	0.21	2.36
2030	48 635	-0.25	46 725	19 871	0.14	2.35

주: 1) 2005년 일반가구수는 2005년 인구주택총조사 자료에 조사누락분을 보정한 자료이며, 2006년 이후는 추계가구

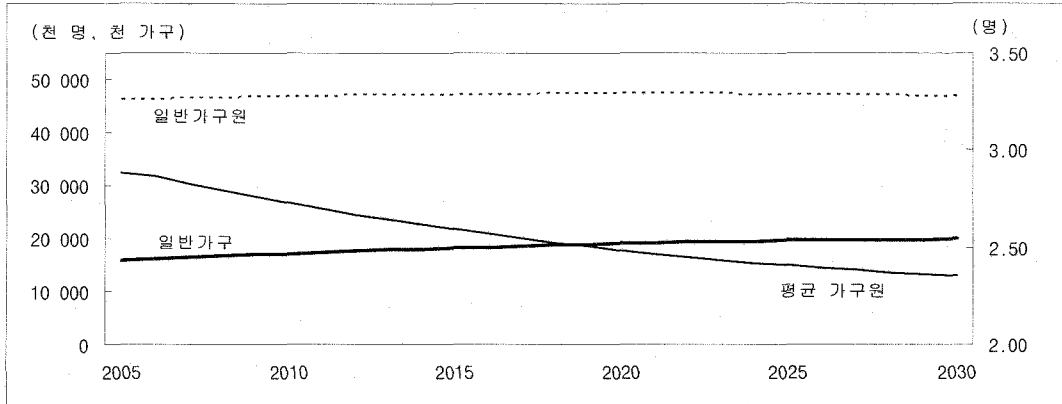


그림 Ⅲ-1. 인구 및 가구수 추이

- 2005년 1,597만1천 가구, 2010년 1,715만2천 가구, 2020년 1,901만2천 가구, 2030년에는 1,987만1천 가구로 증가
- 2007년의 우리나라 일반가구의 평균 가구원수는 2.83명으로 추정되는데, 앞으로도 소가족화의 지속으로 2010년은 2.73명, 2020년은 2.48명, 2030년에는 2.35명으로 줄어들 것으로 전망

2. 가구주의 성 및 연령별 가구

고령자 및 여자 가구주의 비중이 크게 증가할 전망: 2005~2030년중 65세 이상 가구주는 15.2%→32.3%, 여자 가구주는 21.7%→23.9%로 증가

- 2007년 전체 가구 중에 남자 가구주 가구는 1,279만5천 가구로 전체의 77.9%, 여자 가구주는 362만2천 가구로 전체의 22.1%를 차지
 - 2005~2030 기간 중 여자 가구주의 비중은 지속적으로 증가하여 2010년은 여자 가구주가 22.2%(380만9천 가구), 2020년에는 23.1%(439만7천 가구), 2030년에는 23.9%(474만6천 가구)로 증가할 것으로 전망
- 남자 가구주의 연령별 가구분포
 - 2007년에는 25-29세(전체 가구의 3.6%, 59만8천 가구)부터 증가하기 시작하여, 45-49세에 전체 가구의 11.7%(1,91만6천 가구)로 가장 많아지다가 점차 감소하는 분포를 나타냄

- 2005~2030 기간 중 45세 미만의 비중은 점차 감소하고 고연령층은 점차 증가하여, 65세이상 고령자 가구주가 2005년에는 전체 가구의 9.4%(150만 8천 가구)였지만 2030년에는 22.6%(448만9천 가구)로 늘어날 것으로 전망

○ 여자 가구주의 연령별 가구분포

- 2007년에는 20-24세(전체 가구의 1.3%, 20만6천 가구)부터 서서히 늘어나기 시작하여 25-29세에 전체 가구의 1.9%(30만6천 가구)로 증가하다가 이후 일단 30-34세(1.5%)에 감소세로 바뀐 후, 다시 증가하여 45-49세에 전체 가구의 2.3%(37만9천 가구)를 차지하여 피크에 이르는 쌍봉(two peaks) 패턴을 보임
- 2005~2030 기간 중에는 고령층 가구주가 점차 증가하여 65세이상 가구주가 2005년에 전체 가구의 5.8%(92만4천 가구)였지만, 2030년에는 9.7%(192만 1천 가구)로 늘어날 것으로 전망

○ 가구주의 중위연령은 2007년 47.5세에서 2030년 57.3세로 9.8세 증가할 것으로 전망

○ 가구주의 성 및 연령별 가구 변화의 주요 특징은

- 1) 남녀 모두 50세미만 가구주의 비중은 감소하는 반면 50대 후반 이상 고령자 가구주의 비중은 크게 증가하며,
- 2) 여성의 이혼 및 생애독신의 증가, 기대수명의 연장, 사회적 지위향상 등으로 여성 가구주 비중도 지속적으로 증가함

표 III-2. 가구주의 성 및 연령별 가구수, 구성비 및 중위연령

(단위 : 천 가구, %, 세)

	2005	2007	2010	2020	2030	2005	2007	2010	2020	2030
남자	12 504	12 795	13 344	14 614	15 125	78.3	77.9	77.8	76.9	76.1
0-14	1	1	1	1	1	0.0	0.0	0.0	0.0	0.0
15-19	35	34	36	27	20	0.2	0.2	0.2	0.1	0.1
20-24	184	164	146	145	91	1.2	1.0	0.8	0.8	0.5
25-29	639	598	554	467	321	4.0	3.6	3.2	2.5	1.6
30-34	1 403	1 275	1 172	858	830	8.8	7.8	6.8	4.5	4.2
35-39	1 738	1 756	1 710	1 385	1 230	10.9	10.7	10.0	7.3	6.2
40-44	1 893	1 838	1 822	1 599	1 252	11.9	11.2	10.6	8.4	6.3
45-49	1 813	1 916	1 904	1 861	1 572	11.4	11.7	11.1	9.8	7.9
50-54	1 355	1 530	1 803	1 854	1 670	8.5	9.3	10.5	9.8	8.4
55-59	1 078	1 125	1 305	1 887	1 886	6.8	6.9	7.6	9.9	9.5
60-64	857	872	994	1 685	1 765	5.4	5.3	5.8	8.9	8.9
65-69	695	746	764	1 126	1 647	4.3	4.5	4.5	5.9	8.3
70-74	452	517	587	781	1 366	2.8	3.1	3.4	4.1	6.9
75-79	227	266	348	509	802	1.4	1.6	2.0	2.7	4.0
80-84	101	115	143	294	427	0.6	0.7	0.8	1.5	2.2
85+	34	43	57	137	247	0.2	0.3	0.3	0.7	1.2
65+	1 508	1 687	1 899	2 846	4 489	9.4	10.3	11.1	15.0	22.6
여자	3 467	3 622	3 809	4 397	4 746	21.7	22.1	22.2	23.1	23.9
0-14	1	1	1	0	1	0.0	0.0	0.0	0.0	0.0
15-19	36	35	36	29	22	0.2	0.2	0.2	0.2	0.1
20-24	227	206	182	185	125	1.4	1.3	1.1	1.0	0.6
25-29	276	306	296	265	191	1.7	1.9	1.7	1.4	1.0
30-34	240	244	252	229	230	1.5	1.5	1.5	1.2	1.2
35-39	255	281	294	311	289	1.6	1.7	1.7	1.6	1.5
40-44	318	312	327	346	304	2.0	1.9	1.9	1.8	1.5
45-49	360	379	374	407	394	2.3	2.3	2.2	2.1	2.0
50-54	292	326	379	398	400	1.8	2.0	2.2	2.1	2.0
55-59	267	275	304	414	436	1.7	1.7	1.8	2.2	2.2
60-64	272	271	280	428	433	1.7	1.7	1.6	2.3	2.2
65-69	297	297	298	369	497	1.9	1.8	1.7	1.9	2.5
70-74	283	291	306	331	517	1.8	1.8	1.8	1.7	2.6
75-79	202	226	264	305	400	1.3	1.4	1.5	1.6	2.0
80-84	103	121	148	237	286	0.6	0.7	0.9	1.2	1.4
85+	39	50	67	143	221	0.2	0.3	0.4	0.8	1.1
65+	924	986	1 084	1 385	1 921	5.8	6.0	6.3	7.3	9.7
중위 연령	46.6	47.5	48.9	53.0	57.3					

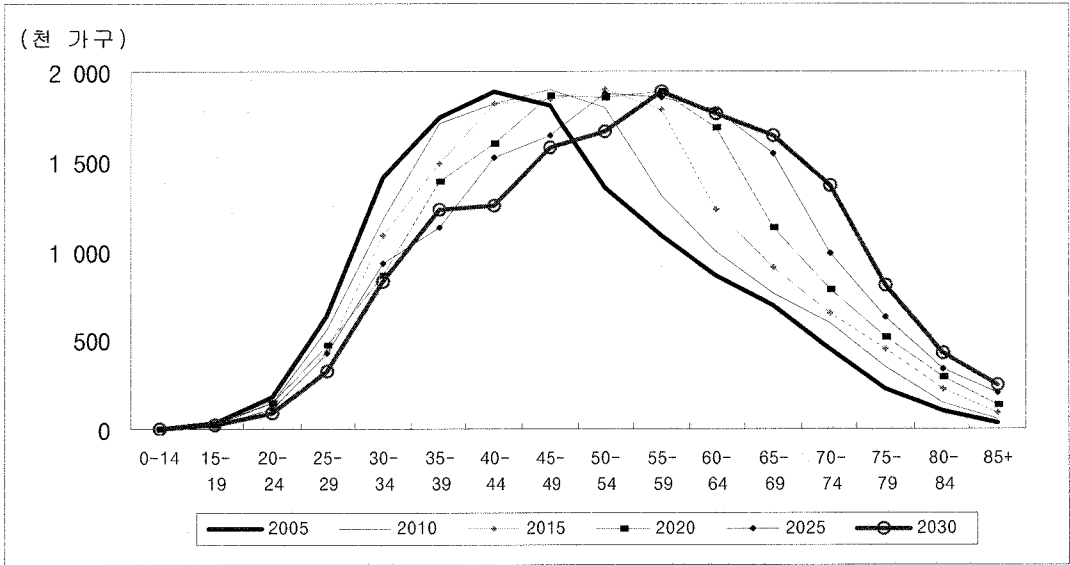


그림 Ⅲ-2. 가구주의 연령별 가구수(남자)

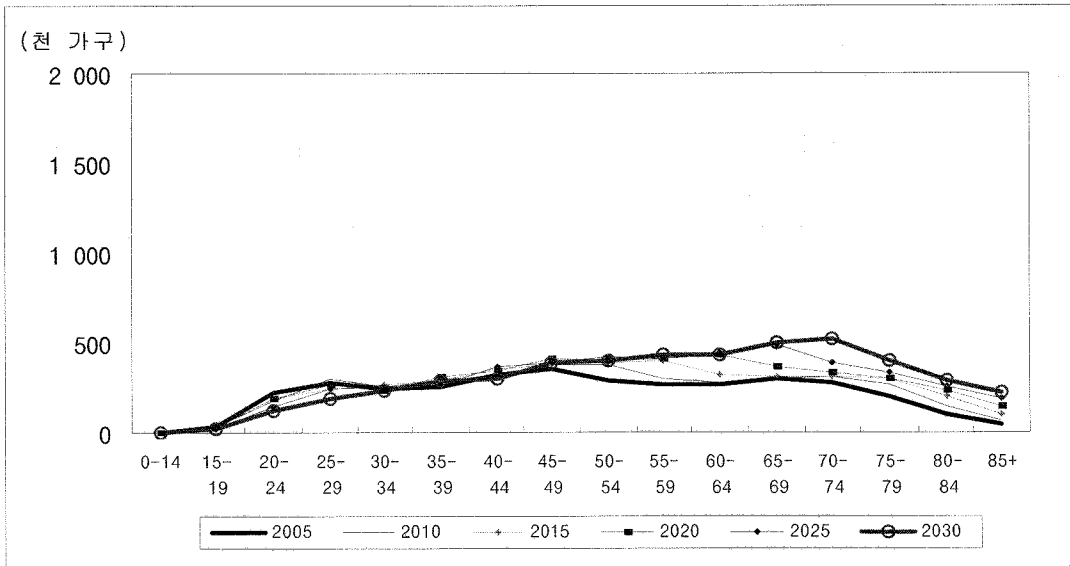


그림 Ⅲ-3. 가구주의 연령별 가구수(여자)

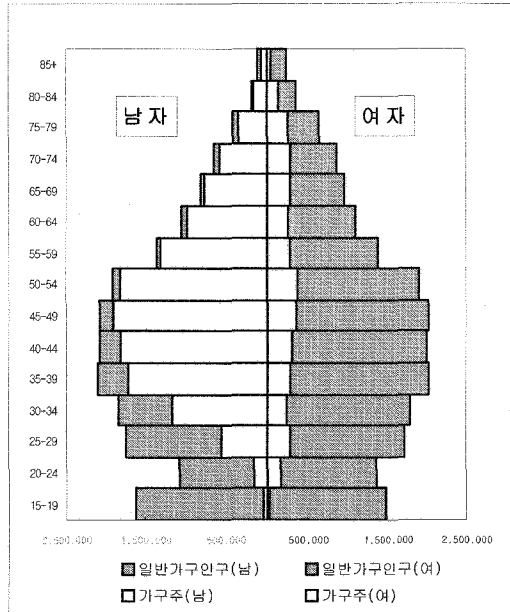
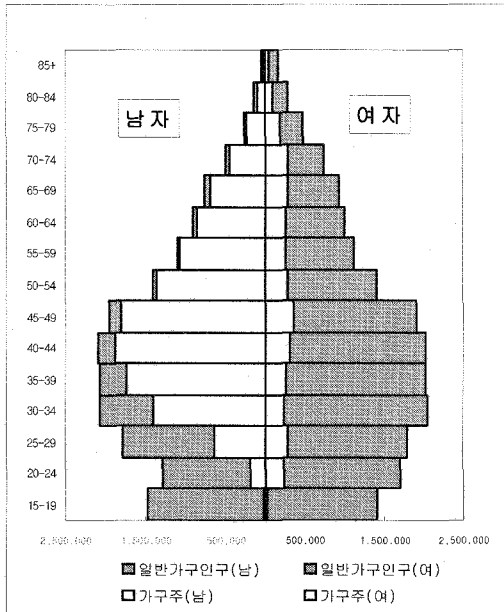


그림 Ⅲ-4. 가구의 성 및 연령 분포(2005) 그림 Ⅲ-5. 가구의 성 및 연령 분포(2010)

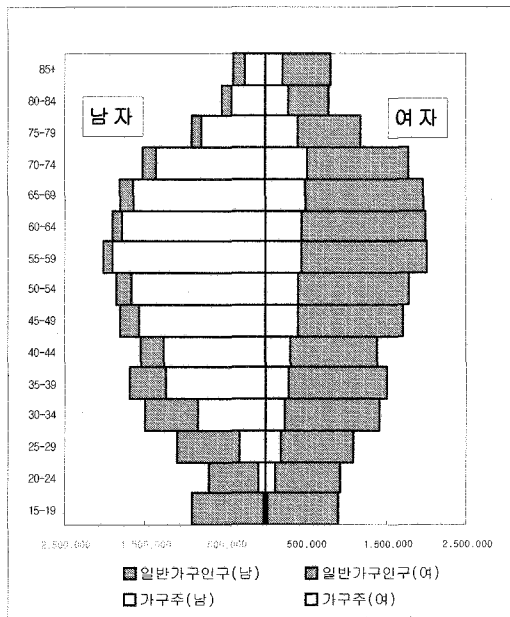
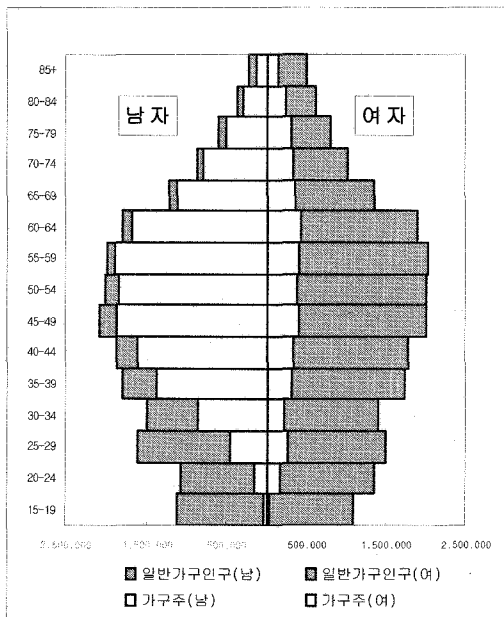


그림 Ⅲ-6. 가구의 성 및 연령 분포(2020) 그림 Ⅲ-7. 가구의 성 및 연령 분포(2030)

3. 가구주의 성 및 혼인상태별 가구

2005~2030 기간 중 가구주의 혼인상태별 구성비는 미혼(12.5%→16.4%), 이혼(5.6%→10.4%)은 늘고, 유배우(70.6%→63.5%), 사별(11.4%→9.7%)은 감소

- 2007년 유배우가 가구주인 가구는 1,141만4천 가구(전체의 69.5%)로 가구주의 혼인상태 중 가장 많았고, 다음은 미혼(212만3천 가구, 12.9%), 사별(181만8천 가구, 11.1%), 이혼(106만2천 가구, 6.5%)의 순임
 - 남자는 유배우(1,075만1천 가구), 미혼(127만3천 가구), 이혼(49만 가구), 사별(28만1천 가구)의 순인 반면,
 - 여자는 사별(153만7천 가구), 미혼(85만 가구), 유배우(66만2천 가구), 이혼(57만3천 가구) 순임

- 2005~2030년 기간 중 가구주의 혼인상태별 구성비는 초혼연령의 상승, 생애 독신 및 이혼의 증가, 기대수명의 상승 등의 영향으로 미혼 및 이혼은 늘어나고 유배우 및 사별은 감소할 것으로 전망
 - 미 혼: 199만5천 가구, 12.5%(2005년) → 326만3천 가구, 16.4%(2030년)
 - 이 혼: 89만 가구, 5.6%(2005년) → 206만6천 가구, 10.4%(2030년)
 - 유배우: 1,126만8천 가구, 70.6%(2005년) → 1,261만5천 가구, 63.5%(2030년)
 - 사 별: 181만7천 가구, 11.4%(2005년) → 192만7천 가구, 9.7%(2030년)

- 2005~2030년 기간 중 남자 가구주의 혼인상태 순위(유배우, 미혼, 이혼, 사별)는 변동이 없지만, 여자는 2005년에 사별, 미혼, 유배우, 이혼의 순서가 2011년부터는 사별, 미혼, 이혼, 유배우로 바뀔 것으로 추정

표 Ⅲ-3. 가구주의 성 및 혼인상태별 가구수

(단위 : 천 가구, %)

		2005	2007	2010	2020	2030	2005	2007	2010	2020	2030
합	계	15 971	16 417	17 152	19 012	19 871	100.0	100.0	100.0	100.0	100.0
	미혼	1 995	2 123	2 258	2 861	3 263	12.5	12.9	13.2	15.1	16.4
	유배우	11 268	11 414	11 799	12 493	12 615	70.6	69.5	68.8	65.7	63.5
	사별	1 817	1 818	1 822	1 849	1 927	11.4	11.1	10.6	9.7	9.7
	이혼	890	1 062	1 273	1 808	2 066	5.6	6.5	7.4	9.5	10.4
남	계	12 504	12 795	13 344	14 614	15 125	100.0	100.0	100.0	100.0	100.0
	미혼	1 201	1 273	1 356	1 719	1 988	9.6	10.0	10.2	11.8	13.1
	유배우	10 625	10 751	11 105	11 736	11 834	85.0	84.0	83.2	80.3	78.2
	사별	280	281	284	304	338	2.2	2.2	2.1	2.1	2.2
	이혼	397	490	598	857	965	3.2	3.8	4.5	5.9	6.4
여	계	3 467	3 622	3 809	4 397	4 746	100.0	100.0	100.0	100.0	100.0
	미혼	794	850	902	1 143	1 275	22.9	23.5	23.7	26.0	26.9
	유배우	643	662	694	758	780	18.5	18.3	18.2	17.2	16.4
	사별	1 537	1 537	1 537	1 545	1 589	44.3	42.4	40.4	35.1	33.5
	이혼	493	573	675	951	1 102	14.2	15.8	17.7	21.6	23.2

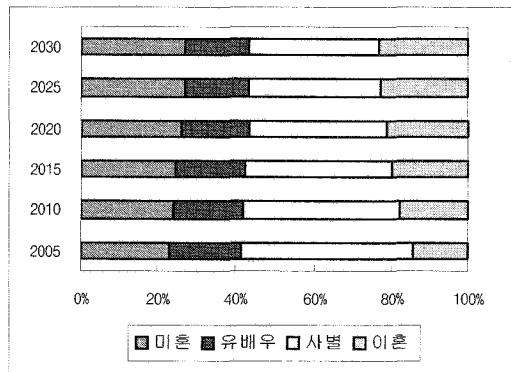
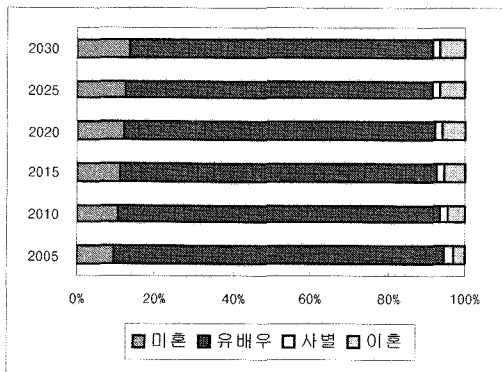


그림 Ⅲ-8. 혼인상태별 가구주(남자)

그림 Ⅲ-9. 혼인상태별 가구주(여자)

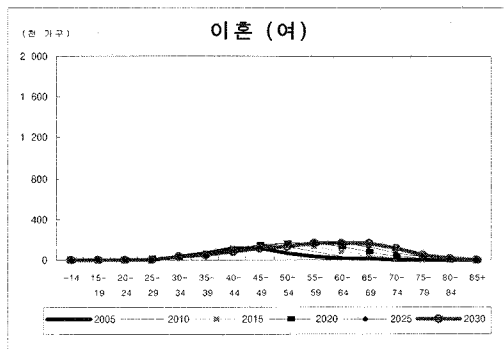
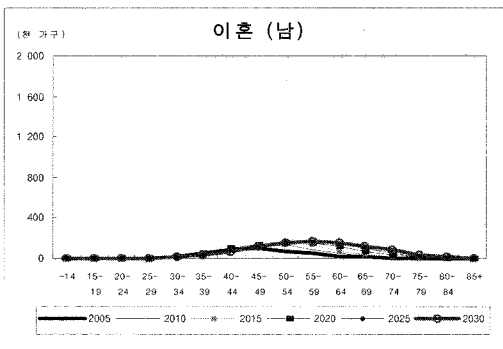
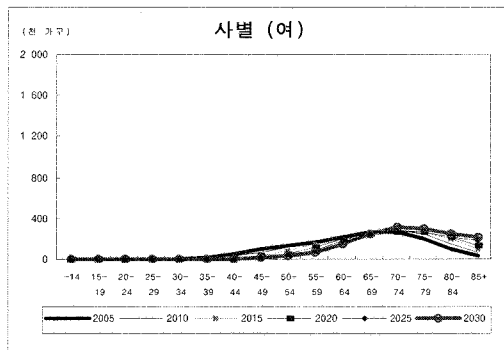
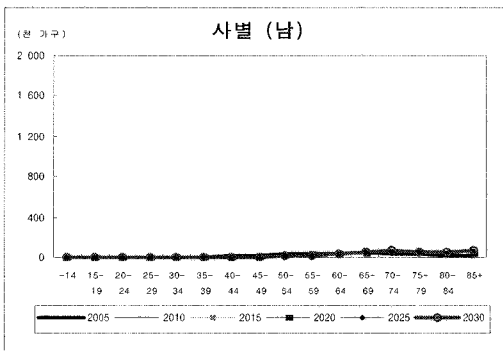
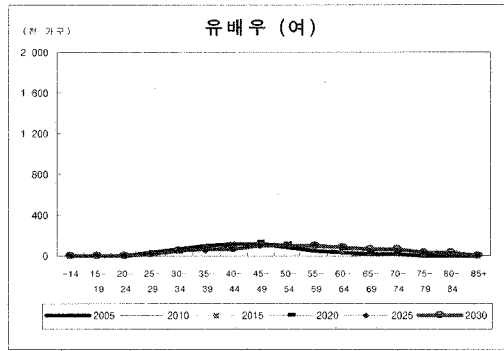
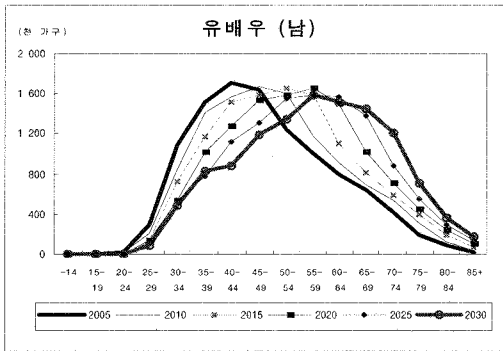
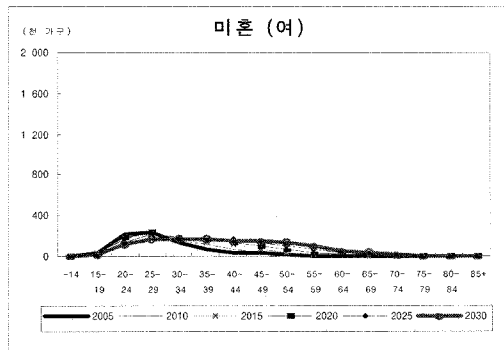
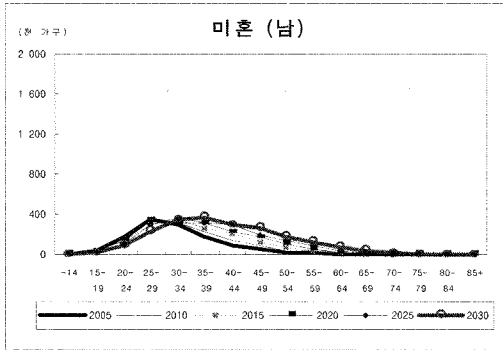


그림 Ⅲ-10. 가구주의 성, 연령 및 혼인상태별 분포

4. 가구구성별 가구

2007년 우리나라의 가장 주된 가구유형은 전체의 42%를 차지한 “부부+자녀 가구”이며, 다음은 20.1%의 “1인가구”, 14.6%의 “부부가구” 순임

- 2007년 우리나라의 가장 주된 가구유형은 “부부+자녀가구”인데 688만9천 가구(전체의 42.0%)였으며, 다음은 “1인가구” 329만8천 가구(20.1%), “부부가구” 239만1천 가구(14.6%), “모+자녀가구” 112만 가구(6.8%), “부부+자녀+한부모가구” 57만5천 가구(3.5%) 등의 순으로 나타남

※ 외국의 「1인 가구」 비율 : 호주(Series B: 2006년, 26.4%), 독일(2005년, microcensus:37.5%), 미국(ACS: 2006년, 27.3%), 일본(세대수 장래추계: 2007년 29.5%)

- 2005~2030년 기간 중 “부부가구”는 226만8천 가구(전체의 14.2%)에서 411만 2천 가구(20.7%)로 늘고 “1인가구”는 318만7천 가구(20.0%)에서 471만3천 가구(23.7%)로 크게 늘어나는 반면, “부부+자녀가구”는 674만4천 가구(42.2%)에서 670만9천 가구(33.8%)로 감소할 것으로 전망

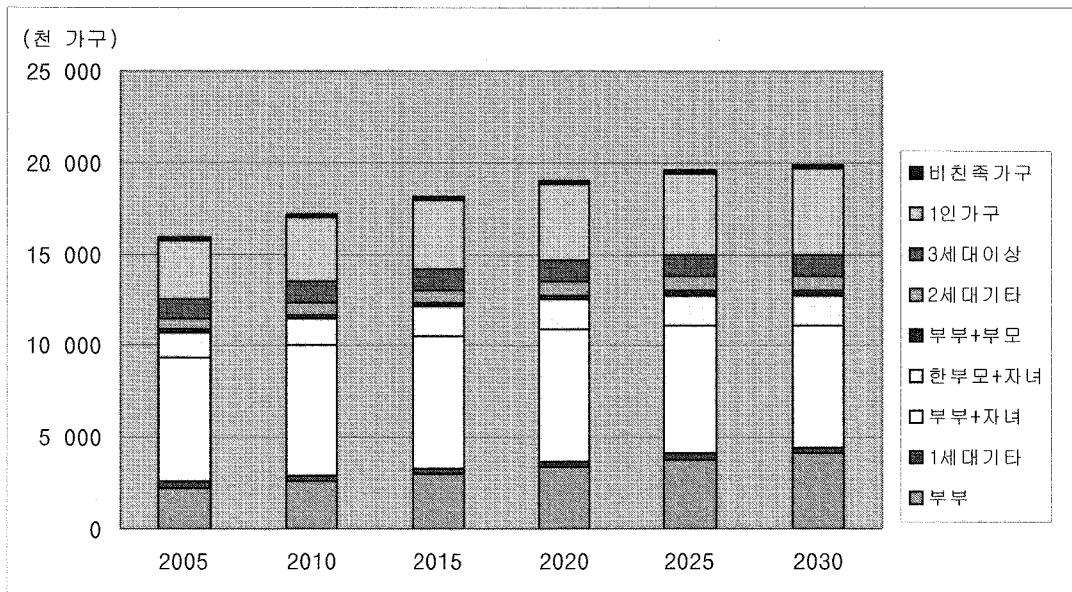


그림 III-11. 가구구성별 가구분포

표 Ⅲ-4. 가구구성별 가구

(단위 : 천 가구, %)

	2005	2007	2010	2020	2030	2005	2007	2010	2020	2030
계	15 971	16 417	17 152	19 012	19 871	100.0	100.0	100.0	100.0	100.0
부부	2 268	2 391	2 603	3 360	4 112	14.2	14.6	15.2	17.7	20.7
부부+형제자매(친인척)	34	34	35	38	39	0.2	0.2	0.2	0.2	0.2
가구주+형제자매	206	203	196	180	142	1.3	1.2	1.1	0.9	0.7
가구주+기타친인척	33	34	36	41	42	0.2	0.2	0.2	0.2	0.2
1세대기타	45	48	51	61	66	0.3	0.3	0.3	0.3	0.3
부부+자녀	6 744	6 889	7 092	7 215	6 709	42.2	42.0	41.3	38.0	33.8
부+자녀	288	301	322	367	366	1.8	1.8	1.9	1.9	1.8
모+자녀	1 088	1 120	1 173	1 270	1 252	6.8	6.8	6.8	6.7	6.3
부부+양친	23	25	27	34	38	0.1	0.2	0.2	0.2	0.2
부부+한부모	132	139	153	200	221	0.8	0.8	0.9	1.0	1.1
부부+자녀+형제자매	74	70	65	49	38	0.5	0.4	0.4	0.3	0.2
조부모+손자녀	58	62	69	98	132	0.4	0.4	0.4	0.5	0.7
2세대기타	451	461	488	570	644	2.8	2.8	2.8	3.0	3.2
부부+자녀+양친	141	144	147	156	154	0.9	0.9	0.9	0.8	0.8
부부+자녀+한부모	569	575	588	581	521	3.6	3.5	3.4	3.1	2.6
3세대기타	386	391	410	472	514	2.4	2.4	2.4	2.5	2.6
4세대이상	16	16	16	17	15	0.1	0.1	0.1	0.1	0.1
1인가구	3 187	3 298	3 473	4 109	4 713	20.0	20.1	20.3	21.6	23.7
비친족가구	228	217	208	193	151	1.4	1.3	1.2	1.0	0.8

가. 부부가구

2005~2030 기간 중 가구주가 65세이상인 고령 “부부가구”는 82만2천 가구에서 2030년에는 223만 가구로 2.7배가 증가할 것으로 추정

- 2007년 “부부가구”는 239만1천 가구인데, 2030년에는 411만2천 가구로 172만 2천 가구가 늘어날 것으로 전망
- 2007년 “부부가구” 가구주의 연령별 분포를 보면
 - 25-29세에 상당수 혼인이 이루어지면서 12만9천 가구(전체 “부부가구”의 5.4%)가 형성

- 30-34세에서는 혼인이 계속 증가하여 첫 번째 정점(20만6천, 8.6%)을 보임
- 35-39세에는 결혼한 부부의 출산이 시작되면서 “부부가구”가 감소하여 10만 5천 가구(4.4%)로 감소
- 40-44세는 자녀가 있는 가구가 많아짐에 따라 “부부가구”구성비는 더욱 감소하여 중간 최저 수준인 7만6천 가구(3.2%)까지 감소
- 45-49세는 가족생애주기 상 이른바 “빈 둥지(empty nest)”의 가족 축소기가 시작하는 연령으로 자녀들이 교육, 취업, 혼인 등으로 집을 떠남으로 “부부가구”가 크게 늘어 15만7천 가구(6.6%)로 증가
- 50세 이후는 빈 둥지의 확대로 “부부가구”가 점점 더 늘어나게 되며, 65-69세에 두 번째 정점(최고봉)에 이르게 됨
- 70세 이후의 가족해체기에는 배우자의 사망으로 “부부가구”의 해체가 시작되면서 감소하여 85세 이상에서는 2만3천 가구(1.0%)로 축소

○ 2005~2030년 기간 중의 “부부가구” 가구주의 연령별 분포 추이를 보면

- 가족생애 주기상 가족형성기의 무자녀기(initial childless stage)에 해당하는 20-30대 가구주 가구는 초혼연령의 상승으로 점점 줄어드는 반면,
- 55-59세 이상의 “부부가구”는 대체적으로 계속 증가하고 있는데, 이는 출산율 저하로 숫자가 줄어드는 자녀들이 학업 및 취업, 혼인 등으로 가족을 떠나면서 비교적 젊은 시기에 부부만 남게 되기 때문임
- 이후 65세 이상 고령층 “부부 가구”는 괄목할 만한 증가세를 보여 2005년 822만 가구(전체 “부부가구”의 36.2%)에서 2030년에는 223만 가구(전체 “부부가구”의 54.2%)로 증가하는데, 이는 기대수명의 연장으로 자녀 출가후 부부만의 “빈 둥지”기간이 점점 길어지기 때문임

○ 2005~2030년 기간 중 “부부가구”의 1차 피크연령은 평균 30.6세, 2차 피크 연령은 65.2세로 나타나, 가족형성의 무자녀기에서 자식들이 분가하고 부부만 남게 되는 시기까지의 두 피크 연령간의 차이는 평균 34.6년으로 나타남

표 III-5. 가구주의 연령별 “부부가구”

(단위: 천 가구, %)

	2005	2007	2010	2020	2030	2005	2007	2010	2020	2030
계	2 268	2 391	2 603	3 360	4 112	100.0	100.0	100.0	100.0	100.0
0-14	0	0	0	0	0	0.0	0.0	0.0	0.0	0.0
15-19	0	0	0	0	0	0.0	0.0	0.0	0.0	0.0
20-24	13	11	9	6	2	0.6	0.5	0.3	0.2	0.1
25-29	131	129	124	101	71	5.8	5.4	4.8	3.0	1.7
30-34	222	206	198	155	155	9.8	8.6	7.6	4.6	3.8
35-39	102	105	102	88	82	4.5	4.4	3.9	2.6	2.0
40-44	77	76	76	72	60	3.4	3.2	2.9	2.1	1.5
45-49	146	157	161	169	156	6.4	6.6	6.2	5.0	3.8
50-54	199	227	271	291	277	8.8	9.5	10.4	8.7	6.7
55-59	243	254	291	429	439	10.7	10.6	11.2	12.8	10.7
60-64	313	317	355	602	639	13.8	13.2	13.6	17.9	15.5
65-69	347	370	382	551	810	15.3	15.5	14.7	16.4	19.7
70-74	263	288	320	406	697	11.6	12.1	12.3	12.1	16.9
75-79	136	157	196	261	387	6.0	6.6	7.5	7.8	9.4
80-84	58	70	87	160	215	2.6	2.9	3.3	4.7	5.2
85+	18	23	31	71	120	0.8	1.0	1.2	2.1	2.9
65+	822	909	1 016	1 448	2 230	36.2	38.0	39.0	43.1	54.2

나. 부부와 자녀가구

2007년 “모+자녀가구”는 112만 가구로 “부+자녀가구(30만1천 가구)” 보다 3.7배가 더 많았으며, 연령대별로는 두 형태의 가구 모두 45-49세가 가장 많았음

- 우리나라의 가장 주된 가구유형인 “부부+자녀가구”는 2007년에 688만9천 가구인데, 자녀출산기(childbearing stage)인 30-34세(68만9천 가구)부터 급격히 많아져 40-44세에 136만2천 가구로 절정에 달함
 - 앞으로는 만혼의 영향으로 이러한 피크 연령이 늦추어져서 2017년(전체 “부부+자녀가구”의 17.7%)부터는 45-49세로 이동(2022~2025년은 예외)할 것으로 보임
 - “부부+자녀가구”의 총수는 총가구수 증가에 따라 2016년(729만 가구)까지는 점점 증가하다가 이후 감소하게 됨
- 2005~2030년 기간 중 “부부+자녀가구”가 전체 가구에서 차지하는 비중은 2005년 전체 가구의 42.2%에서 점점 감소하여 2020년 38.0%, 2030년 33.8%까지 감소함

- 이러한 비중 감소는 저출산으로 자녀수가 감소하여 부부가구가 늘어난데 따른 것임

○ “부+자녀가구” 및 “모+자녀가구”는 부모가 이혼하거나 사별한 경우도 있지만 직업 등의 이유로 부모가 떨어져 사는 경우도 포함되는데, 2007년의 경우 “모+자녀가구”는 112만 가구로 “부+자녀가구(30만1천 가구)”보다 3.7배가 더 많게 나타남

- 2005~2030년 기간 중 연령별로는 “부+자녀가구” 및 “모+자녀가구” 모두 45-49세(일부 연도는 50-54세)가 가장 많았음

표 Ⅲ-6. 가구주의 연령별 “부부+자녀 가구” 및 “한부모+자녀 가구”

(단위 : 천 가구, %)

	2005			2007			2010			2020			2030		
	부부+자녀	부+자녀	모+자녀	부부+자녀	부+자녀	모+자녀	부부+자녀	부+자녀	모+자녀	부부+자녀	부+자녀	모+자녀	부부+자녀	부+자녀	모+자녀
계	6 744	288 1 088	6 889	301 1 120	7 092	322 1 173	7 215	367 1 270	6 709	366 1 252					
0-14	0	0	0	0	0	0	0	0	0	0	0	0	0	0	0
15-19	0	0	1	0	0	1	0	0	1	0	0	1	0	0	1
20-24	8	1	11	7	1	10	6	1	9	4	1	9	2	1	6
25-29	134	4	36	127	4	37	119	3	35	84	3	31	54	2	22
30-34	748	11	84	689	10	79	631	9	74	467	7	59	442	8	59
35-39	1 229	26	134	1 255	27	137	1 235	27	137	1 040	24	119	921	21	108
40-44	1 401	51	187	1 362	49	182	1 361	50	183	1 225	46	169	973	38	138
45-49	1 253	63	205	1 320	67	216	1 305	67	215	1 287	69	213	1 103	62	184
50-54	833	50	152	939	57	169	1 100	67	197	1 123	71	199	1 022	66	180
55-59	568	36	109	593	37	113	687	44	130	977	63	182	987	65	180
60-64	322	22	74	333	23	74	373	25	82	626	42	133	652	44	136
65-69	161	13	49	169	14	50	170	14	50	246	19	70	344	27	99
70-74	62	7	28	64	7	30	69	8	34	84	9	43	138	16	75
75-79	19	3	13	22	3	15	26	4	19	32	5	25	46	8	39
80-84	6	1	4	7	2	5	8	2	6	14	3	12	18	5	17
85+	1	1	1	2	1	1	2	1	2	5	2	5	7	3	8
65+	249	25	95	263	26	102	276	28	111	380	39	155	554	58	237
계	100.0	100.0	100.0	100.0	100.0	100.0	100.0	100.0	100.0	100.0	100.0	100.0	100.0	100.0	100.0
0-14	0.0	0.0	0.0	0.0	0.0	0.0	0.0	0.0	0.0	0.0	0.0	0.0	0.0	0.0	0.0
15-19	0.0	0.1	0.1	0.0	0.1	0.1	0.0	0.1	0.1	0.0	0.1	0.1	0.0	0.0	0.1
20-24	0.1	0.5	1.0	0.1	0.4	0.9	0.1	0.4	0.8	0.1	0.4	0.7	0.0	0.3	0.5
25-29	2.0	1.3	3.3	1.8	1.2	3.3	1.7	1.1	3.0	1.2	0.8	2.4	0.8	0.6	1.8
30-34	11.1	3.7	7.8	10.0	3.3	7.0	8.9	2.9	6.3	6.5	2.0	4.6	6.6	2.1	4.7
35-39	18.2	9.1	12.3	18.2	9.0	12.3	17.4	8.4	11.7	14.4	6.5	9.4	13.7	5.9	8.6
40-44	20.8	17.5	17.1	19.8	16.4	16.3	19.2	15.4	15.6	17.0	12.6	13.3	14.5	10.4	11.0
45-49	18.6	21.8	18.9	19.2	22.3	19.3	18.4	20.9	18.3	17.8	18.8	16.8	16.4	16.9	14.7
50-54	12.3	17.3	14.0	13.6	18.8	15.1	15.5	20.8	16.8	15.6	19.3	15.7	15.2	18.1	14.4
55-59	8.4	12.5	10.0	8.6	12.4	10.1	9.7	13.5	11.1	13.5	17.2	14.3	14.7	17.7	14.4
60-64	4.8	7.7	6.8	4.8	7.5	6.6	5.3	7.8	7.0	8.7	11.5	10.5	9.7	12.1	10.9
65-69	2.4	4.5	4.5	2.4	4.5	4.5	2.4	4.3	4.3	3.4	5.3	5.5	5.1	7.4	7.9
70-74	0.9	2.4	2.5	0.9	2.3	2.7	1.0	2.3	2.9	1.2	2.5	3.4	2.1	4.2	6.0
75-79	0.3	1.0	1.2	0.3	1.1	1.3	0.4	1.3	1.6	0.4	1.5	2.0	0.7	2.2	3.1
80-84	0.1	0.5	0.4	0.1	0.5	0.5	0.1	0.6	0.5	0.2	0.9	0.9	0.3	1.2	1.3
85+	0.0	0.2	0.1	0.0	0.2	0.1	0.0	0.3	0.2	0.1	0.5	0.4	0.1	0.9	0.6
65+	3.7	8.6	8.7	3.8	8.6	9.1	3.9	8.7	9.4	5.3	10.7	12.2	8.3	15.9	18.9

다. 1인가구

2007년 1인가구는 329만8천 가구인데 65세이상 고령 가구가 88만3천 가구로 전체 1인가구의 26.8%를 차지

- 우리나라 가구유형에서 두 번째로 많은 형태인 1인가구는 2007년에 329만8천 가구인데,
 - 연령별로는 20-24세(23만7천 가구, 전체 1인가구의 7.2%)부터 두드러지게 증가하기 시작하여 25-29세(41만6천 가구, 12.6%)에 1차 피크에 도달한 후 연령대별로 등락을 거듭한 후 70-74세(27만1천 가구, 8.2%)에 작은 봉우리를 보이다가 다시 감소하는 패턴을 보임
 - 65세이상 고령 1인가구는 88만3천 가구로 전체 1인가구의 26.8%를 차지
- 2005~2030년 기간 중 1인가구는 연평균 1.6%씩 늘어나 2005년 318만7천 가구에서 2020년에는 410만9천 가구, 2030년에는 471만3천 가구로 늘어날 것으로 전망

표 III-7. 1인 가구

(단위 : 천 가구, %)

	2005	2007	2010	2020	2030	2005	2007	2010	2020	2030
계	3 187	3 298	3 473	4 109	4 713	100.0	100.0	100.0	100.0	100.0
0-14	1	1	1	0	0	0.0	0.0	0.0	0.0	0.0
15-19	44	43	45	37	28	1.4	1.3	1.3	0.9	0.6
20-24	262	237	212	218	147	8.2	7.2	6.1	5.3	3.1
25-29	417	416	389	354	253	13.1	12.6	11.2	8.6	5.4
30-34	373	347	335	267	272	11.7	10.5	9.6	6.5	5.8
35-39	271	280	278	247	236	8.5	8.5	8.0	6.0	5.0
40-44	239	235	239	229	194	7.5	7.1	6.9	5.6	4.1
45-49	237	254	256	270	248	7.4	7.7	7.4	6.6	5.3
50-54	191	217	259	280	270	6.0	6.6	7.5	6.8	5.7
55-59	179	187	217	323	338	5.6	5.7	6.2	7.9	7.2
60-64	197	199	222	370	389	6.2	6.0	6.4	9.0	8.2
65-69	234	248	255	354	515	7.3	7.5	7.3	8.6	10.9
70-74	236	271	304	387	665	7.4	8.2	8.7	9.4	14.1
75-79	177	207	262	364	548	5.6	6.3	7.5	8.8	11.6
80-84	94	110	138	261	359	2.9	3.3	4.0	6.4	7.6
85+	36	46	63	147	252	1.1	1.4	1.8	3.6	5.3
65+	777	883	1 021	1 512	2 338	24.4	26.8	29.4	36.8	49.6

- 연령별로 차지하는 비율은 45세 미만 연령층은 초혼연령 상승 및 생애 독신의 증가에도 불구하고 인구규모가 줄어들기 때문에 다소 감소하는 반면, 50세 이상은 기대수명의 연장에 따른 인구규모의 확대로 크게 늘어날 것으로 보임

※ 2005~2050 장래인구추계결과(통계청, 2006)에 따르면, 15~44세 인구는 2005년 2,351만명, 2020년 1,945만명, 2030년 1,596만명으로 감소하고, 50세 이상 인구는 2005년 1,143만명, 2020년 1,958만명, 2030년 2,353만명으로 증가

- 특히 65세이상 고령 1인가구는 2005년 77만7천 가구(전체 1인가구의 24.4%)에서 2020년에는 151만2천 가구(36.8%), 2030년에는 233만8천 가구(49.6%)로 증가할 것으로 보임

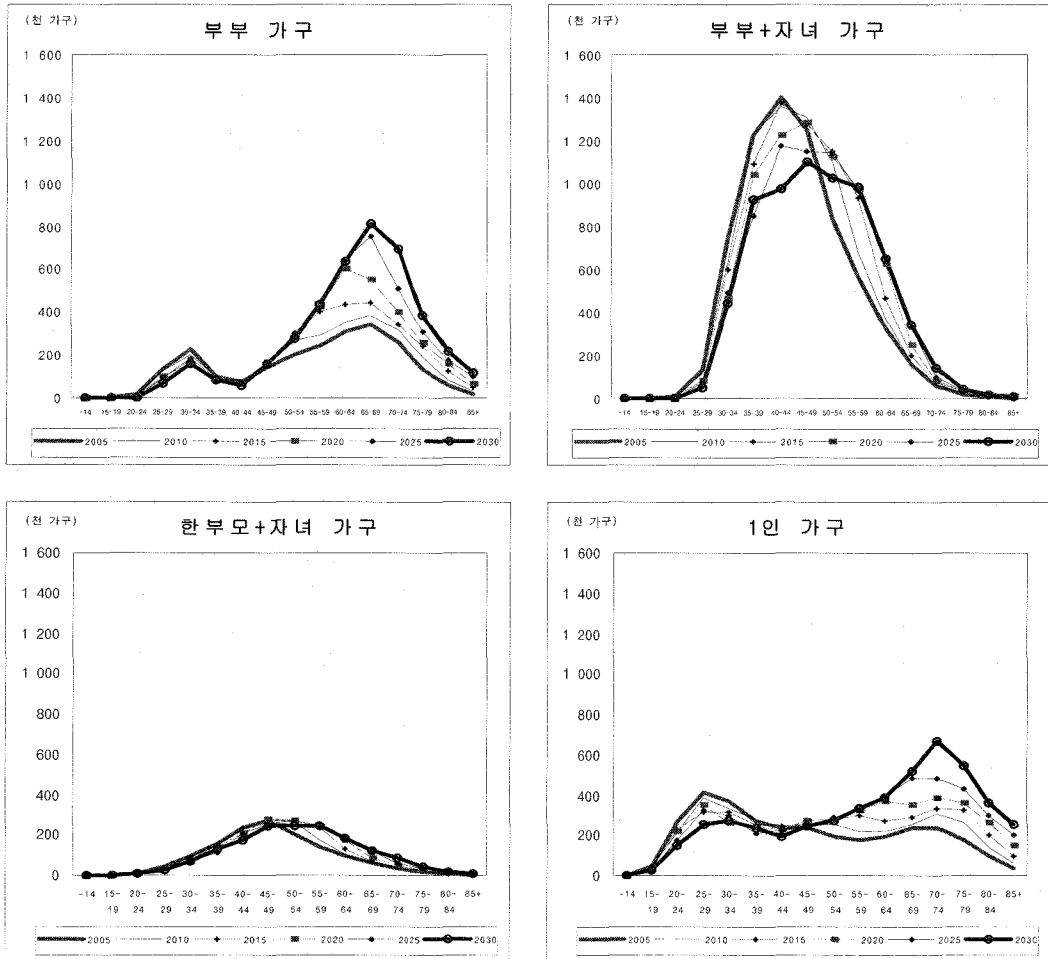


그림 III-12. 가구주의 연령 및 가구구성별 가구수 분포

5. 가구원수별 가구

2007년 가구원수별로는 4인가구(440만9천 가구, 전체의 26.9%), 2인가구(369만3천 가구, 22.5%)의 순이며, 평균가구원수는 2.83명으로 나타남

- 2007년 가구원수별로 가구분포를 보면, 4인가구(440만9천 가구, 전체의 26.9%), 2인가구(369만3천 가구, 22.5%), 3인가구(344만3천 가구, 21%), 1인가구(329만8천 가구, 20.1%), 5인가구(123만가구, 7.5%)의 순으로 나타남
 - 평균 가구원수는 2.83명임
 - ※ 외국의 평균 가구원수 : 미국(ACS: 2006년, 2.61명), 독일(microcensus: 2005년, 2.11명), 일본(세대수 장래추계: 2007년 2.53명), 프랑스(2005추계: 2005년, 2.31명)
- 2005~2030년 기간 중 가구원수별 가구추이를 보면
 - 가족의 분화 및 소가족화의 진행으로 1인 및 2인 가구는 지속적으로 증가하고 3인이상 가구는 지속적으로 감소할 것으로 전망
 - 1인가구: 2005년 318만7천 가구(20.0%)→ 2030년 471만3천 가구(23.7%)
 - 2인가구: 2005년 353만6천 가구(22.1%)→ 2030년 558만3천 가구(28.1%)
 - 3인가구: 2005년 334만4천 가구(20.9%)→ 2030년 379만7천 가구(19.1%)
 - 4인가구: 2005년 431만4천 가구(27.0%)→ 2030년 451만9천 가구(22.7%)
 - 5인가구: 2005년 122만8천 가구(7.7%) → 2030년 107만5천 가구(5.4%)
 - 평균 가구원수는 2005년 2.89명에서 2010년에는 2.73명, 2020년에는 2.48명, 2030년에는 2.35명으로 가구규모가 계속 감소할 것임
 - 가구원수별 분포 순위는 2005년 4인가구>2인가구>3인가구>1인가구>5인가구의 순서였는데, 2030년에는 2인가구>1인가구>4인가구>3인가구>5인가구 순서임
 - 2016년부터는 1인가구(384만 가구, 20.9%)가 3인가구(381만 가구, 20.7%)보다 많아지고
 - 2020년부터는 2인가구(484만4천 가구, 25.5%)가 4인가구(474만6천 가구, 25.0%)보다 많아지고
 - 2028년부터는 1인가구(459만6천 가구, 23.2%)가 4인가구(458만6천 가구, 23.2%)보다 많아지게 됨

표 Ⅲ-8. 가구원수별 가구

(단위 : 천 가구, %)

	2005	2007	2010	2020	2030	2005	2007	2010	2020	2030
계	15 971	16 417	17 152	19 012	19 871	100.0	100.0	100.0	100.0	100.0
1 인	3 187	3 298	3 473	4 109	4 713	20.0	20.1	20.3	21.6	23.7
2 인	3 536	3 693	3 958	4 844	5 583	22.1	22.5	23.1	25.5	28.1
3 인	3 344	3 443	3 595	3 866	3 797	20.9	21.0	21.0	20.3	19.1
4 인	4 314	4 409	4 564	4 746	4 519	27.0	26.9	26.6	25.0	22.7
5 인	1 228	1 230	1 241	1 196	1 075	7.7	7.5	7.2	6.3	5.4
6 인	268	256	244	203	166	1.7	1.6	1.4	1.1	0.8
7 인이상	93	88	77	47	18	0.6	0.5	0.4	0.2	0.1
평균	2.89	2.83	2.73	2.48	2.35					

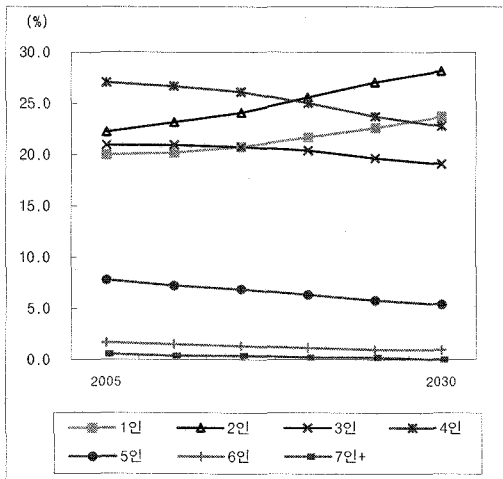


그림 Ⅲ-13. 가구원수별 가구 추이

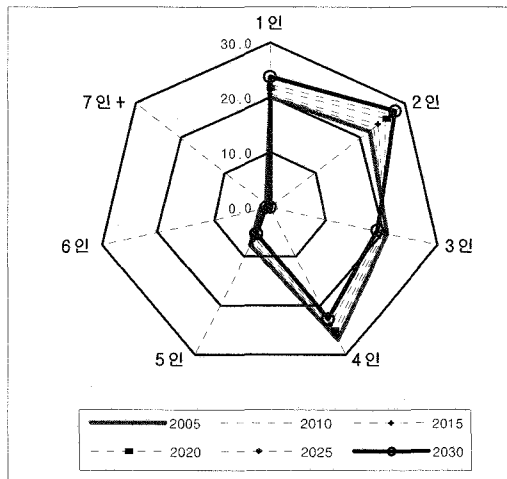


그림 Ⅲ-14. 가구원수별 가구 분포

IV. 시도별 장래가구추계 결과(2005~2030)

1. 총가구수

수도권의 가구는 2007년 784만(전체 가구의 47.8%)였는데, 2015년에는 912만 5천 가구로 전국 가구의 절반(50.2%)을 넘을 것으로 추정

- 2007년 현재 시도별 가구수는 경기(355만 가구, 21.6%), 서울(342만7천 가구, 20.9%), 부산(119만7천 가구, 7.3%), 경남(107만9천 가구, 6.6%) 순임
 - 수도권은 784만 가구로 전국 가구의 47.8%를 차지하고 있음
- 수도권의 가구는 2015년 912만5천 가구로 전체 가구의 절반(50.2%)을 넘을 것으로 추정됨
 - 인구는 가구보다 4년 빠른 2011년(50.1%)에 절반을 넘는 것으로 추정되는데, 이는 수도권의 지역에서 소규모 가구가 더 많기 때문임
- 2005~2030년 기간 중 시도별로 가구수의 증감 변화를 보면
 - 가구가 계속 증가하는 시도: 인천, 광주, 대전, 울산, 경기, 충남, 경남, 제주
 - 가구가 증가하다가 감소로 바뀌는 시도: 서울(2027), 강원(2019), 경북(2019), 부산(2022), 대구(2024), 충북(2029)
 - 가구가 계속 감소하는 시도: 전북, 전남

표 IV-1. 시도별 가구수

(단위 : 천 가구, %)

	2005		2007		2010		2020		2030	
전국	15 971	100.0	16 417	100.0	17 152	100.0	19 012	100.0	19 871	100.0
서울	3 339	20.9	3 427	20.9	3 570	20.8	3 884	20.4	3 911	19.7
부산	1 184	7.4	1 197	7.3	1 224	7.1	1 269	6.7	1 238	6.2
대구	810	5.1	818	5.0	834	4.9	865	4.5	855	4.3
인천	831	5.2	863	5.3	915	5.3	1 065	5.6	1 165	5.9
광주	461	2.9	473	2.9	490	2.9	530	2.8	542	2.7
대전	482	3.0	500	3.0	527	3.1	605	3.2	654	3.3
울산	342	2.1	349	2.1	368	2.1	423	2.2	462	2.3
경기	3 342	20.9	3 550	21.6	3 881	22.6	4 810	25.3	5 480	27.6
강원	528	3.3	532	3.2	540	3.1	551	2.9	531	2.7
충북	507	3.2	516	3.1	531	3.1	569	3.0	579	2.9
충남	664	4.2	682	4.2	712	4.1	797	4.2	851	4.3
전북	629	3.9	626	3.8	624	3.6	611	3.2	580	2.9
전남	672	4.2	664	4.0	657	3.8	616	3.2	563	2.8
경북	947	5.9	956	5.8	969	5.6	984	5.2	956	4.8
경남	1 054	6.6	1 079	6.6	1 120	6.5	1 221	6.4	1 280	6.4
제주	179	1.1	184	1.1	192	1.1	212	1.1	223	1.1
수도권	7 512	47.0	7 840	47.8	8 366	48.8	9 760	51.3	10 557	53.1

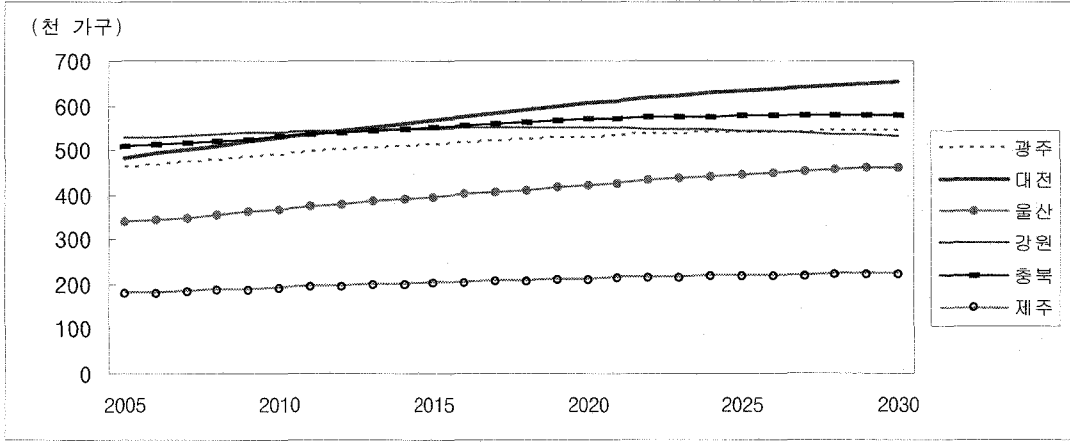
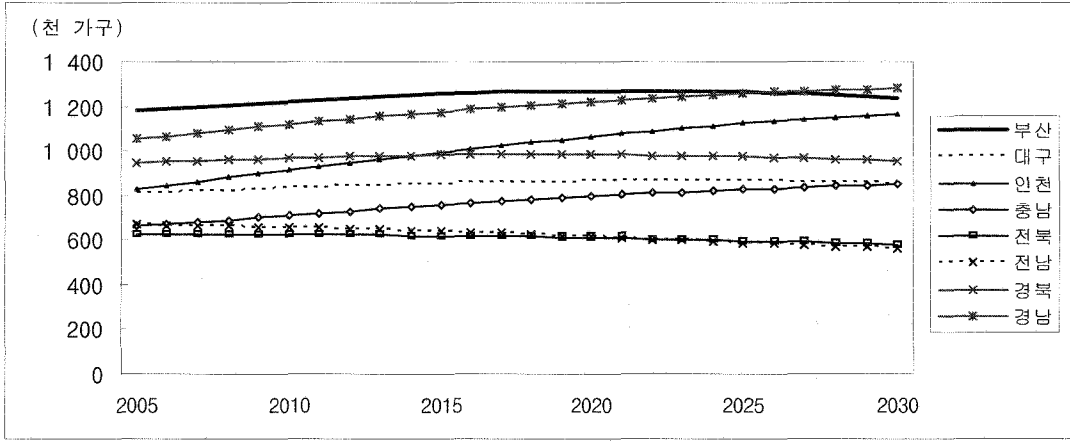
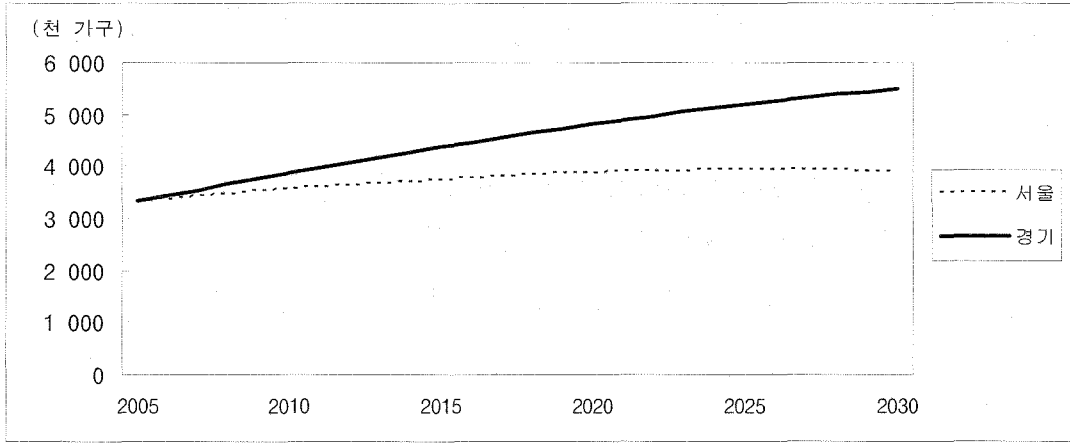


그림 IV-1. 시도별 가구수 추이(2005~2030)

2. 가구주의 연령 및 혼인상태별 가구

2007년 65세 이상 고령가구의 비율이 가장 높은 시도는 전남(31.8%)이며, 전북(25.7%), 경북(24.7%), 충남(23.3%), 강원(21.5%), 제주(20.0%)는 20%를 초과한 반면, 울산은 10.0%로 가장 낮음

- 2007년 전국의 65세 이상 고령 가구 비율은 16.3%인데, 시도별로는 전남(31.8%)이 가장 높고 다음은 전북(25.7%), 경북(24.7%), 충남(23.3%), 강원(21.5%), 제주(20.0%)의 순임
 - 반면 울산(10.0%)이 65세 이상 고령 가구의 비율이 가장 낮았고, 대전(11.8%), 경기(11.8%), 인천(11.8%), 서울(13.1%) 등 젊은 인구가 많은 특광역시 및 경기지역이 상대적으로 낮게 나타났음

- 2005~2030년 기간 중 전국의 65세이상 고령가구의 비율은 2005년 15.2%에서 2030년에는 32.3%로 17%p 증가할 것으로 보이는데,
 - 시도별로는 울산(24.8%p), 부산(24.1%p), 대구(21.2%p) 등과 같이 비교적 인구가 젊어 고령자가 상대적으로 적은 특·광역시에서 고령가구 비율이 20%p 이상 높게 증가할 것으로 보임

표 IV-2. 시도 및 가구주의 연령계층별 가구수

(단위 : 천 가구, %, %p)

		2005	2007	2010	2020	2030	2005 (a)	2007	2010	2020	2030 (b)	b-a
전국	계	15 971	16 417	17 152	19 012	19 871	100.0	100.0	100.0	100.0	100.0	
	0-39	5 034	4 901	4 679	3 902	3 349	31.5	29.9	27.3	20.5	16.9	-14.7
	40-64	8 505	8 844	9 491	10 879	10 112	53.3	53.9	55.3	57.2	50.9	-2.4
	65+	2 432	2 673	2 982	4 232	6 411	15.2	16.3	17.4	22.3	32.3	17.0
서울	계	3 339	3 427	3 570	3 884	3 911	100.0	100.0	100.0	100.0	100.0	
	0-39	1 141	1 142	1 113	895	690	34.2	33.3	31.2	23.0	17.6	-16.5
	40-64	1 806	1 837	1 930	2 171	2 065	54.1	53.6	54.0	55.9	52.8	-1.3
	65+	391	448	527	819	1 157	11.7	13.1	14.8	21.1	29.6	17.8
부산	계	1 184	1 197	1 224	1 269	1 238	100.0	100.0	100.0	100.0	100.0	
	0-39	295	280	261	204	154	24.9	23.4	21.3	16.1	12.5	-12.4
	40-64	716	722	737	717	604	60.5	60.3	60.2	56.5	48.8	-11.7
	65+	173	195	226	348	479	14.6	16.3	18.5	27.4	38.7	24.1
대구	계	810	818	834	865	855	100.0	100.0	100.0	100.0	100.0	
	0-39	243	227	207	162	134	30.0	27.8	24.8	18.7	15.7	-14.3
	40-64	460	472	493	505	426	56.8	57.7	59.1	58.4	49.9	-6.9
	65+	107	119	134	198	295	13.2	14.5	16.1	22.9	34.5	21.2
인천	계	831	863	915	1 065	1 165	100.0	100.0	100.0	100.0	100.0	
	0-39	277	271	261	235	211	33.3	31.4	28.5	22.0	18.1	-15.2
	40-64	463	490	536	633	595	55.7	56.8	58.5	59.4	51.0	-4.7
	65+	91	102	119	197	359	10.9	11.8	13.0	18.5	30.8	19.9
광주	계	461	473	490	530	542	100.0	100.0	100.0	100.0	100.0	
	0-39	165	161	152	125	106	35.8	34.0	31.0	23.6	19.6	-16.3
	40-64	238	248	265	295	269	51.7	52.5	54.0	55.6	49.6	-2.1
	65+	57	64	73	110	167	12.4	13.5	14.9	20.7	30.8	18.4
대전	계	482	500	527	605	654	100.0	100.0	100.0	100.0	100.0	
	0-39	177	175	171	158	135	36.6	35.0	32.5	26.2	20.6	-16.0
	40-64	254	266	288	334	332	52.6	53.2	54.6	55.2	50.8	-1.8
	65+	52	59	68	113	187	10.8	11.8	12.9	18.6	28.6	17.8
울산	계	342	349	368	423	462	100.0	100.0	100.0	100.0	100.0	
	0-39	116	107	100	86	84	33.9	30.6	27.1	20.2	18.1	-15.7
	40-64	196	208	227	255	223	57.3	59.5	61.5	60.2	48.2	-9.1
	65+	30	35	42	83	156	8.8	10.0	11.4	19.5	33.7	24.8

(단위 : 천 가구, %, %p)

		2005	2007	2010	2020	2030	2005 (a)	2007	2010	2020	2030 (b)	b-a
경기	계	3 342	3 550	3 881	4 810	5 480	100.0	100.0	100.0	100.0	100.0	
	0-39	1 213	1 210	1 196	1 086	1 038	36.3	34.1	30.8	22.6	18.9	-17.4
	40-64	1 762	1 921	2 195	2 920	2 937	52.7	54.1	56.6	60.7	53.6	0.9
	65+	367	419	490	805	1 506	11.0	11.8	12.6	16.7	27.5	16.5
강원	계	528	532	540	551	531	100.0	100.0	100.0	100.0	100.0	
	0-39	149	138	125	96	75	28.1	26.0	23.1	17.5	14.2	-14.0
	40-64	274	280	292	305	250	51.8	52.5	54.0	55.4	47.0	-4.8
	65+	106	114	124	149	206	20.1	21.5	22.9	27.1	38.8	18.8
충북	계	507	516	531	569	579	100.0	100.0	100.0	100.0	100.0	
	0-39	158	150	139	114	91	31.1	29.0	26.2	20.0	15.7	-15.4
	40-64	254	264	282	316	282	50.2	51.2	53.2	55.6	48.7	-1.5
	65+	95	102	109	139	206	18.7	19.7	20.6	24.4	35.6	16.9
충남	계	664	682	712	797	851	100.0	100.0	100.0	100.0	100.0	
	0-39	193	189	182	151	124	29.0	27.7	25.6	18.9	14.5	-14.5
	40-64	321	334	362	445	441	48.3	49.0	50.9	55.8	51.8	3.4
	65+	150	159	168	202	286	22.6	23.3	23.5	25.3	33.7	11.0
전북	계	629	626	624	611	580	100.0	100.0	100.0	100.0	100.0	
	0-39	157	146	130	99	83	25.0	23.3	20.8	16.2	14.3	-10.7
	40-64	318	319	327	321	265	50.6	51.0	52.4	52.6	45.6	-5.0
	65+	153	161	167	190	232	24.4	25.7	26.8	31.1	40.1	15.7
전남	계	672	664	657	616	563	100.0	100.0	100.0	100.0	100.0	
	0-39	138	124	106	73	69	20.6	18.7	16.2	11.9	12.3	-8.3
	40-64	330	329	332	315	238	49.1	49.5	50.6	51.2	42.2	-6.9
	65+	203	211	218	227	256	30.3	31.8	33.2	36.9	45.5	15.2
북경	계	947	956	969	984	956	100.0	100.0	100.0	100.0	100.0	
	0-39	252	239	220	172	127	26.6	25.0	22.7	17.5	13.3	-13.2
	40-64	471	480	501	520	451	49.8	50.2	51.7	52.9	47.2	-2.6
	65+	224	237	248	292	377	23.7	24.7	25.6	29.6	39.5	15.8
남경	계	1 054	1 079	1 120	1 221	1 280	100.0	100.0	100.0	100.0	100.0	
	0-39	307	291	269	210	194	29.2	27.0	24.1	17.2	15.2	-14.0
	40-64	549	576	621	704	624	52.1	53.4	55.5	57.7	48.8	-3.3
	65+	197	212	229	306	461	18.7	19.6	20.5	25.1	36.0	17.3
제주	계	179	184	192	212	223	100.0	100.0	100.0	100.0	100.0	
	0-39	53	50	46	36	34	29.7	27.5	24.0	16.9	15.0	-14.6
	40-64	92	96	104	122	110	51.4	52.5	54.5	57.6	49.5	-1.9
	65+	34	37	41	54	79	18.9	20.0	21.5	25.5	35.4	16.5

2007년 유배우, 미혼, 이혼 가구주 비율은 특광역시 및 수도권이 각각 높은 수준을 나타낸 반면 사별 가구주 비율은 고령자 가구가 많은 도 지역에서 높음

- 2007년 전국의 가구주의 혼인상태별 가구는 유배우(1,141만4천 가구, 69.5%), 미혼(212만3천 가구, 12.9%), 사별(181만8천 가구, 11.1%), 이혼(106만2천 가구, 6.5%)의 순서였는데, 시도별로 볼 때
 - 유배우 가구주의 비율이 높은 곳은 울산(74%), 경기(72.7%), 인천(70.6%), 대구(70.2%) 등
 - 미혼 가구주 비율이 높은 곳은 서울(17.9%), 대전(16%), 광주(14.1%) 등
 - 사별 가구주 비율이 높은 곳은 전남(21.2%), 전북(16.6%), 경북(16.4%) 등
 - 이혼 가구주 비율이 높은 곳은 부산(8.2%), 인천(8.2%), 제주(7.6%) 등

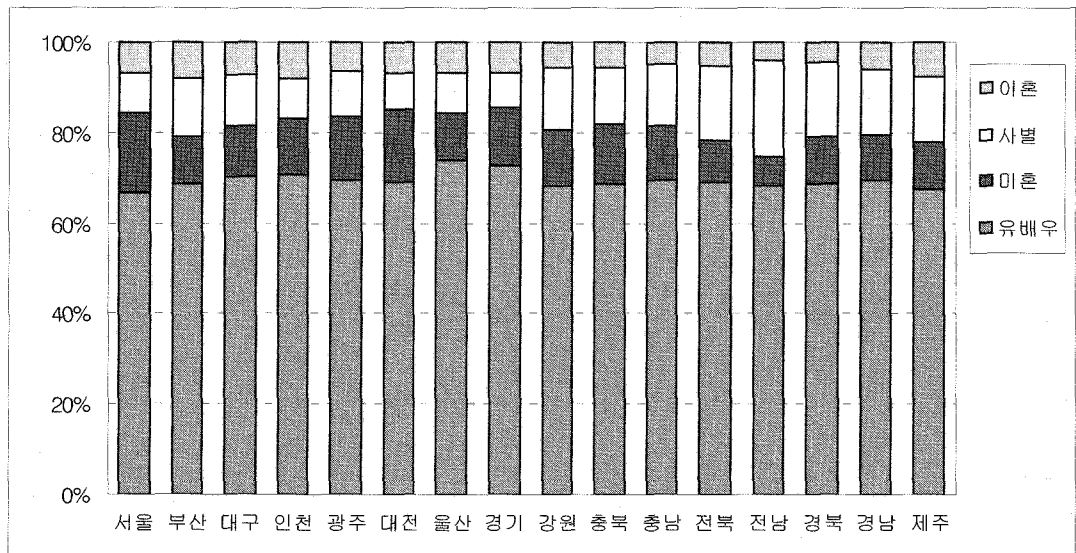


그림 IV-2. 시도 및 가구주의 혼인상태별 가구 분포(2007년)

표 IV-3. 시도 및 가구주의 혼인상태별 가구수

(단위 : 천 가구, %)

		2005	2007	2010	2020	2030	2005	2007	2010	2020	2030
전국	계	15 971	16 417	17 152	19 012	19 871	100.0	100.0	100.0	100.0	100.0
	미 혼	1 995	2 123	2 258	2 861	3 263	12.5	12.9	13.2	15.1	16.4
	유배우	11 268	11 414	11 799	12 493	12 615	70.6	69.5	68.8	65.7	63.5
	사 별	1 817	1 818	1 822	1 849	1 927	11.4	11.1	10.6	9.7	9.7
	이 혼	890	1 062	1 273	1 808	2 066	5.6	6.5	7.4	9.5	10.4
서울	계	3 339	3 427	3 570	3 884	3 911	100.0	100.0	100.0	100.0	100.0
	미 혼	575	612	647	763	824	17.2	17.9	18.1	19.6	21.1
	유배우	2 268	2 284	2 345	2 407	2 303	67.9	66.6	65.7	62.0	58.9
	사 별	296	297	299	318	337	8.9	8.7	8.4	8.2	8.6
	이 혼	201	234	279	396	447	6.0	6.8	7.8	10.2	11.4
부산	계	1 184	1 197	1 224	1 269	1 238	100.0	100.0	100.0	100.0	100.0
	미 혼	120	124	129	155	172	10.1	10.3	10.6	12.2	13.9
	유배우	825	822	827	807	747	69.7	68.7	67.5	63.6	60.3
	사 별	152	153	155	160	164	12.8	12.8	12.6	12.6	13.2
	이 혼	87	98	114	147	155	7.4	8.2	9.3	11.6	12.6
대구	계	810	818	834	865	855	100.0	100.0	100.0	100.0	100.0
	미 혼	91	93	96	113	122	11.2	11.4	11.5	13.0	14.2
	유배우	577	574	578	570	542	71.2	70.2	69.3	65.9	63.3
	사 별	93	92	91	93	95	11.5	11.3	11.0	10.7	11.1
	이 혼	49	59	69	90	97	6.1	7.2	8.2	10.4	11.3
인천	계	831	863	915	1 065	1 165	100.0	100.0	100.0	100.0	100.0
	미 혼	100	109	119	161	194	12.0	12.6	13.0	15.1	16.6
	유배우	597	609	634	694	724	71.8	70.6	69.3	65.1	62.2
	사 별	73	75	77	88	104	8.7	8.6	8.5	8.3	8.9
	이 혼	62	71	85	122	143	7.4	8.2	9.3	11.4	12.3
광주	계	461	473	490	530	542	100.0	100.0	100.0	100.0	100.0
	미 혼	64	66	68	79	84	13.8	14.1	13.8	14.9	15.4
	유배우	325	329	339	353	352	70.6	69.6	69.2	66.7	64.9
	사 별	47	47	48	50	54	10.3	10.0	9.7	9.4	9.9
	이 혼	24	30	35	48	53	5.3	6.3	7.2	9.0	9.8
대전	계	482	500	527	605	654	100.0	100.0	100.0	100.0	100.0
	미 혼	75	80	85	106	120	15.5	16.0	16.1	17.5	18.4
	유배우	339	345	359	392	407	70.2	69.0	68.1	64.8	62.3
	사 별	41	41	42	46	52	8.4	8.2	7.9	7.6	8.0
	이 혼	28	34	41	61	74	5.9	6.8	7.9	10.1	11.3
울산	계	342	349	368	423	462	100.0	100.0	100.0	100.0	100.0
	미 혼	35	37	39	52	61	10.2	10.5	10.5	12.3	13.3
	유배우	258	259	269	289	301	75.6	74.0	72.9	68.3	65.2
	사 별	29	30	32	40	51	8.4	8.6	8.6	9.4	11.0
	이 혼	20	24	29	42	49	5.8	6.9	8.0	10.0	10.5

(단위 : 천 가구, %)

		2005	2007	2010	2020	2030	2005	2007	2010	2020	2030
경기	계	3 342	3 550	3 881	4 810	5 480	100.0	100.0	100.0	100.0	100.0
	미혼	415	461	519	749	945	12.4	13.0	13.4	15.6	17.2
	유배우	2 478	2 582	2 779	3 246	3 536	74.1	72.7	71.6	67.5	64.5
	사별	258	267	279	322	382	7.7	7.5	7.2	6.7	7.0
	이혼	191	240	304	493	618	5.7	6.8	7.8	10.3	11.3
강원	계	528	532	540	551	531	100.0	100.0	100.0	100.0	100.0
	미혼	64	65	66	77	79	12.0	12.2	12.2	13.9	14.8
	유배우	366	364	367	362	342	69.2	68.4	67.9	65.7	64.5
	사별	73	72	71	66	62	13.8	13.6	13.2	12.1	11.7
	이혼	26	31	36	46	48	4.9	5.8	6.6	8.3	9.0
충북	계	507	516	531	569	579	100.0	100.0	100.0	100.0	100.0
	미혼	66	69	70	83	87	13.0	13.3	13.3	14.7	15.1
	유배우	353	355	364	382	386	69.6	68.8	68.6	67.1	66.7
	사별	65	64	63	60	59	12.8	12.4	11.9	10.5	10.2
	이혼	23	28	33	44	47	4.6	5.5	6.2	7.7	8.1
충남	계	664	682	712	797	851	100.0	100.0	100.0	100.0	100.0
	미혼	79	83	86	109	126	11.8	12.1	12.1	13.7	14.9
	유배우	466	474	497	551	585	70.1	69.6	69.8	69.1	68.8
	사별	94	93	91	83	80	14.2	13.7	12.8	10.5	9.4
	이혼	26	32	38	53	60	3.9	4.6	5.3	6.7	7.0
전북	계	629	626	624	611	580	100.0	100.0	100.0	100.0	100.0
	미혼	57	58	59	70	74	9.0	9.2	9.4	11.5	12.7
	유배우	438	432	429	409	386	69.6	69.0	68.7	67.0	66.4
	사별	106	104	100	87	78	16.9	16.6	16.0	14.3	13.4
	이혼	28	32	37	44	44	4.4	5.2	5.9	7.1	7.5
전남	계	672	664	657	616	563	100.0	100.0	100.0	100.0	100.0
	미혼	41	41	42	52	54	6.1	6.2	6.4	8.4	9.6
	유배우	462	454	448	412	377	68.8	68.4	68.2	67.0	67.0
	사별	145	141	136	115	96	21.6	21.2	20.6	18.7	17.1
	이혼	23	28	31	36	35	3.5	4.2	4.8	5.9	6.3
경북	계	947	956	969	984	956	100.0	100.0	100.0	100.0	100.0
	미혼	96	100	103	117	118	10.2	10.5	10.6	11.9	12.4
	유배우	655	656	664	667	648	69.2	68.6	68.5	67.8	67.8
	사별	160	157	153	138	127	16.9	16.4	15.8	14.0	13.3
	이혼	36	43	50	62	63	3.8	4.5	5.1	6.3	6.6
경남	계	1 054	1 079	1 120	1 221	1 280	100.0	100.0	100.0	100.0	100.0
	미혼	100	106	112	148	171	9.5	9.8	10.0	12.1	13.4
	유배우	742	751	773	816	840	70.4	69.6	69.1	66.8	65.6
	사별	159	159	158	156	161	15.1	14.7	14.2	12.8	12.6
	이혼	53	64	76	101	108	5.0	5.9	6.8	8.3	8.5
제주	계	179	184	192	212	223	100.0	100.0	100.0	100.0	100.0
	미혼	19	19	21	28	32	10.4	10.6	10.7	13.0	14.5
	유배우	122	124	128	136	139	67.9	67.5	66.9	63.9	62.2
	사별	27	26	26	26	26	14.8	14.4	13.7	12.2	11.7
	이혼	12	14	17	23	26	6.9	7.6	8.7	10.9	11.7

3. 가구구성별 가구

2007년 “1인가구” 나 “부부가구” 구성비는 고령자가 많은 전남, 경북, 강원 등에서 상대적으로 높은 비율을 보임

- 2007년 전국의 가구구성별 가구형태는 “부부+자녀가구”(688만9천가구, 42%), “1인가구”(329만8천 가구, 20.1%), “부부가구”(239만1천 가구, 14.6%)의 순이었는데, 시도별로는
 - “부부+자녀가구”의 비율이 높은 곳은 울산(50.6%), 경기(46.8%), 인천(46.6%) 등
 - “1인가구”의 비율이 높은 곳은 전남(24.7%), 경북(24%), 강원(23.7%) 등
 - “부부가구”의 비율이 높은 곳은 전남(23.8%), 경북(21.2%), 충남(21.1%) 등

- 2005~2030년 기간 중
 - “1인가구” 비율이 많이 증가하는 시도는 충남(5.4%p), 충북(5.3%p), 강원(5.2%p) 등
 - “부부가구” 비율이 많이 증가하는 시도는 전남(11.3%p), 강원(9.8%p), 충남(9.7%p) 등

표 IV-4. 시도 및 가구구성별 가구수

(단위 : 천 가구, %, %p)

		2005	2007	2010	2020	2030	2005	2007	2010	2020	2030	b-a
							(a)				(b)	
전국	계	15 971	16 417	17 152	19 012	19 871	100.0	100.0	100.0	100.0	100.0	
	부부	2 268	2 391	2 603	3 360	4 112	14.2	14.6	15.2	17.7	20.7	6.5
	1세대기타	318	320	319	320	289	2.0	1.9	1.9	1.7	1.5	-0.5
	부부+자녀	6 744	6 889	7 092	7 215	6 709	42.2	42.0	41.3	38.0	33.8	-8.5
	한부모+자녀	1 376	1 421	1 495	1 637	1 618	8.6	8.7	8.7	8.6	8.1	-0.5
	부부+부모	155	164	180	234	259	1.0	1.0	1.0	1.2	1.3	0.3
	2세대기타	583	593	622	717	814	3.6	3.6	3.6	3.8	4.1	0.4
	3세대이상	1 112	1 126	1 161	1 225	1 204	7.0	6.9	6.8	6.4	6.1	-0.9
	1인가구	3 187	3 298	3 473	4 109	4 713	20.0	20.1	20.3	21.6	23.7	3.8
	비친족가구	228	217	208	193	151	1.4	1.3	1.2	1.0	0.8	-0.7
서울	계	3 339	3 427	3 570	3 884	3 911	100.0	100.0	100.0	100.0	100.0	
	부부	367	388	424	547	654	11.0	11.3	11.9	14.1	16.7	5.7
	1세대기타	109	110	110	108	92	3.3	3.2	3.1	2.8	2.4	-0.9
	부부+자녀	1 456	1 488	1 533	1 550	1 415	43.6	43.4	42.9	39.9	36.2	-7.4
	한부모+자녀	320	330	346	372	354	9.6	9.6	9.7	9.6	9.0	-0.5
	부부+부모	20	21	23	31	34	0.6	0.6	0.7	0.8	0.9	0.3
	2세대기타	123	121	124	133	140	3.7	3.5	3.5	3.4	3.6	-0.1
	3세대이상	215	217	223	232	221	6.4	6.3	6.3	6.0	5.7	-0.8
	1인가구	681	706	744	872	972	20.4	20.6	20.8	22.4	24.9	4.4
	비친족가구	47	44	43	39	29	1.4	1.3	1.2	1.0	0.7	-0.7
부산	계	1 184	1 197	1 224	1 269	1 238	100.0	100.0	100.0	100.0	100.0	
	부부	152	159	171	211	247	12.9	13.3	13.9	16.7	19.9	7.1
	1세대기타	18	18	17	16	14	1.5	1.5	1.4	1.3	1.1	-0.4
	부부+자녀	523	524	526	496	427	44.1	43.8	42.9	39.1	34.5	-9.7
	한부모+자녀	129	131	135	139	129	10.9	11.0	11.1	11.0	10.4	-0.5
	부부+부모	8	9	9	12	13	0.7	0.7	0.8	0.9	1.0	0.3
	2세대기타	39	39	40	43	46	3.3	3.2	3.2	3.4	3.7	0.4
	3세대이상	83	83	83	82	76	7.0	6.9	6.8	6.5	6.1	-0.9
	1인가구	222	227	234	262	284	18.7	18.9	19.1	20.7	22.9	4.2
	비친족가구	10	9	8	7	5	0.8	0.7	0.7	0.5	0.4	-0.4
대구	계	810	818	834	865	855	100.0	100.0	100.0	100.0	100.0	
	부부	97	101	108	133	156	12.0	12.4	13.0	15.4	18.2	6.2
	1세대기타	15	14	13	10	8	1.9	1.7	1.5	1.2	0.9	-1.0
	부부+자녀	372	374	376	364	326	45.9	45.7	45.1	42.0	38.1	-7.8
	한부모+자녀	82	83	85	88	82	10.1	10.1	10.2	10.1	9.6	-0.5
	부부+부모	6	6	6	8	9	0.7	0.7	0.8	0.9	1.0	0.3
	2세대기타	26	26	27	29	31	3.2	3.2	3.2	3.3	3.6	0.4
	3세대이상	57	57	57	56	52	7.0	6.9	6.8	6.5	6.1	-0.9
	1인가구	147	150	155	172	187	18.2	18.3	18.5	19.9	21.9	3.7
	비친족가구	8	7	7	5	4	1.0	0.9	0.8	0.6	0.5	-0.5

(단위 : 천 가구, %, %p)

		2005	2007	2010	2020	2030	2005 (a)	2007	2010	2020	2030 (b)	b-a
인천	계	831	863	915	1 065	1 165	100.0	100.0	100.0	100.0	100.0	
	부부	94	100	111	151	193	11.3	11.6	12.1	14.2	16.6	5.3
	1세대기타	16	16	17	19	18	1.9	1.9	1.8	1.8	1.6	-0.3
	부부+자녀	389	402	421	456	457	46.8	46.6	46.0	42.8	39.2	-7.6
	한부모+자녀	83	87	93	108	114	9.9	10.0	10.1	10.2	9.8	-0.2
	부부+부모	6	6	7	10	11	0.7	0.7	0.8	0.9	1.0	0.3
	2세대기타	31	31	33	40	47	3.8	3.6	3.6	3.7	4.0	0.3
	3세대이상	61	62	65	73	75	7.3	7.2	7.1	6.8	6.5	-0.8
	1인가구	143	150	160	201	243	17.2	17.4	17.5	18.9	20.9	3.7
	비친족가구	9	8	8	8	6	1.1	0.9	0.9	0.7	0.5	-0.6
광주	계	461	473	490	530	542	100.0	100.0	100.0	100.0	100.0	
	부부	53	56	60	78	95	11.4	11.8	12.3	14.7	17.4	6.0
	1세대기타	14	14	13	11	8	3.1	2.9	2.6	2.0	1.5	-1.6
	부부+자녀	208	213	219	223	209	45.1	45.0	44.7	42.0	38.5	-6.6
	한부모+자녀	47	48	50	53	52	10.1	10.2	10.2	10.1	9.6	-0.5
	부부+부모	3	3	3	4	5	0.6	0.6	0.6	0.8	0.8	0.3
	2세대기타	17	17	18	19	21	3.7	3.6	3.6	3.6	3.8	0.1
	3세대이상	27	27	27	28	26	5.9	5.7	5.6	5.2	4.8	-1.1
	1인가구	88	91	95	110	124	19.0	19.2	19.4	20.8	23.0	3.9
	비친족가구	5	5	5	4	3	1.1	1.0	0.9	0.8	0.6	-0.5
대전	계	482	500	527	605	654	100.0	100.0	100.0	100.0	100.0	
	부부	55	58	64	86	110	11.3	11.6	12.1	14.3	16.8	5.5
	1세대기타	12	12	11	11	10	2.4	2.3	2.1	1.8	1.5	-0.9
	부부+자녀	211	217	226	241	235	43.7	43.4	42.9	39.8	35.9	-7.7
	한부모+자녀	46	48	51	58	60	9.5	9.6	9.7	9.6	9.2	-0.3
	부부+부모	3	3	4	5	6	0.7	0.7	0.7	0.9	0.9	0.3
	2세대기타	16	16	17	20	23	3.3	3.3	3.3	3.3	3.5	0.2
	3세대이상	33	34	35	39	39	6.9	6.8	6.7	6.4	6.0	-0.9
	1인가구	99	104	111	138	166	20.6	20.8	21.1	22.9	25.4	4.8
	비친족가구	8	8	7	7	5	1.6	1.5	1.4	1.1	0.8	-0.8
울산	계	342	349	368	423	462	100.0	100.0	100.0	100.0	100.0	
	부부	42	46	51	72	94	12.4	13.0	14.0	17.1	20.4	8.0
	1세대기타	4	4	4	4	4	1.1	1.1	1.0	0.9	0.8	-0.3
	부부+자녀	177	177	180	185	179	51.9	50.6	48.9	43.8	38.8	-13.1
	한부모+자녀	27	28	30	36	37	7.9	8.0	8.3	8.4	8.1	0.2
	부부+부모	2	2	3	4	4	0.6	0.7	0.7	0.9	1.0	0.3
	2세대기타	9	9	9	12	15	2.5	2.5	2.6	2.8	3.1	0.7
	3세대이상	19	19	20	22	23	5.5	5.4	5.3	5.2	5.1	-0.4
	1인가구	58	61	67	84	102	17.1	17.6	18.1	19.9	22.0	4.9
	비친족가구	4	4	4	4	4	1.1	1.2	1.1	1.0	0.8	-0.4

(단위 : 천 가구, %, %p)

		2005	2007	2010	2020	2030	2005 (a)	2007	2010	2020	2030 (b)	b-a
경기	계	3 342	3 550	3 881	4 810	5 480	100.0	100.0	100.0	100.0	100.0	
	부부	408	445	507	734	979	12.2	12.5	13.1	15.3	17.9	5.7
	1세대기타	64	68	73	86	89	1.9	1.9	1.9	1.8	1.6	-0.3
	부부+자녀	1 572	1 663	1 796	2 084	2 180	47.0	46.8	46.3	43.3	39.8	-7.2
	한부모+자녀	270	288	318	391	424	8.1	8.1	8.2	8.1	7.7	-0.3
	부부+부모	26	29	33	48	58	0.8	0.8	0.8	1.0	1.1	0.3
	2세대기타	132	138	152	195	242	4.0	3.9	3.9	4.1	4.4	0.5
	3세대이상	255	267	288	340	365	7.6	7.5	7.4	7.1	6.7	-1.0
	1인가구	565	605	666	881	1 101	16.9	17.0	17.2	18.3	20.1	3.2
	비친족가구	51	48	48	50	43	1.5	1.3	1.2	1.0	0.8	-0.7
강원	계	528	532	540	551	531	100.0	100.0	100.0	100.0	100.0	
	부부	99	103	110	133	152	18.8	19.4	20.3	24.1	28.6	9.8
	1세대기타	7	7	6	6	5	1.3	1.2	1.2	1.0	0.9	-0.4
	부부+자녀	178	177	174	148	108	33.7	33.2	32.1	26.8	20.3	-13.4
	한부모+자녀	41	41	42	41	37	7.8	7.7	7.7	7.5	7.0	-0.8
	부부+부모	8	8	9	11	12	1.6	1.6	1.7	2.0	2.2	0.7
	2세대기타	20	21	21	24	26	3.8	3.9	4.0	4.3	4.8	1.0
	3세대이상	42	41	41	39	35	7.9	7.7	7.6	7.1	6.6	-1.3
	1인가구	124	126	129	142	152	23.5	23.7	24.0	25.9	28.6	5.2
	비친족가구	9	8	8	7	5	1.7	1.6	1.5	1.2	0.9	-0.8
충북	계	507	516	531	569	579	100.0	100.0	100.0	100.0	100.0	
	부부	89	93	100	125	149	17.5	17.9	18.7	22.0	25.7	8.2
	1세대기타	8	7	7	6	5	1.5	1.4	1.3	1.0	0.8	-0.7
	부부+자녀	185	186	187	175	146	36.4	36.0	35.2	30.7	25.2	-11.3
	한부모+자녀	38	39	40	42	40	7.5	7.5	7.5	7.4	6.9	-0.5
	부부+부모	8	8	8	10	11	1.5	1.5	1.6	1.8	1.9	0.5
	2세대기타	18	18	19	22	24	3.5	3.5	3.6	3.8	4.2	0.7
	3세대이상	39	39	39	39	37	7.7	7.6	7.4	6.9	6.3	-1.4
	1인가구	115	118	123	143	162	22.7	22.9	23.2	25.1	28.0	5.3
	비친족가구	9	9	8	7	6	1.8	1.7	1.5	1.3	1.0	-0.8
충남	계	664	682	712	797	851	100.0	100.0	100.0	100.0	100.0	
	부부	137	144	157	206	258	20.6	21.1	22.1	25.8	30.3	9.7
	1세대기타	8	8	8	8	8	1.1	1.1	1.1	1.1	1.0	-0.2
	부부+자녀	221	223	226	213	175	33.2	32.6	31.7	26.7	20.6	-12.6
	한부모+자녀	42	43	44	48	47	6.3	6.3	6.2	6.0	5.5	-0.7
	부부+부모	13	13	14	19	21	1.9	1.9	2.0	2.4	2.5	0.6
	2세대기타	24	25	27	32	38	3.6	3.7	3.7	4.1	4.5	0.9
	3세대이상	51	52	52	52	50	7.7	7.6	7.3	6.6	5.8	-1.9
	1인가구	150	155	164	200	238	22.6	22.8	23.1	25.1	28.0	5.4
	비친족가구	19	20	19	18	15	2.9	2.9	2.7	2.3	1.7	-1.2

(단위 : 천 가구, %, %p)

		2005	2007	2010	2020	2030	2005 (a)	2007	2010	2020	2030 (b)	b-a
전북	계	629	626	624	611	580	100.0	100.0	100.0	100.0	100.0	
	부부	121	123	129	148	167	19.2	19.7	20.6	24.3	28.7	9.5
	1세대기타	9	9	8	6	5	1.5	1.4	1.2	1.0	0.8	-0.6
	부부+자녀	224	220	213	178	133	35.6	35.1	34.1	29.1	22.9	-12.7
	한부모+자녀	51	50	50	48	43	8.0	8.0	8.1	7.9	7.3	-0.7
	부부+부모	9	10	10	12	12	1.5	1.5	1.6	1.9	2.1	0.6
	2세대기타	24	25	25	26	28	3.9	3.9	4.0	4.3	4.8	1.0
	3세대이상	45	44	43	39	34	7.2	7.1	7.0	6.5	5.9	-1.3
	1인가구	139	139	140	148	156	22.1	22.2	22.5	24.2	26.8	4.8
비친족가구	7	6	6	5	3	1.1	1.0	0.9	0.8	0.6	-0.5	
전남	계	672	664	657	616	563	100.0	100.0	100.0	100.0	100.0	
	부부	155	158	163	180	194	23.1	23.8	24.9	29.2	34.4	11.3
	1세대기타	8	7	6	5	4	1.1	1.0	1.0	0.8	0.7	-0.5
	부부+자녀	209	202	192	143	89	31.1	30.5	29.2	23.2	15.8	-15.4
	한부모+자녀	44	43	42	38	32	6.5	6.5	6.5	6.2	5.7	-0.8
	부부+부모	13	13	13	15	14	1.9	1.9	2.0	2.4	2.5	0.7
	2세대기타	28	29	29	30	30	4.2	4.3	4.4	4.8	5.4	1.2
	3세대이상	44	42	41	36	30	6.5	6.4	6.3	5.8	5.4	-1.1
	1인가구	165	164	164	165	167	24.6	24.7	25.0	26.9	29.6	5.1
비친족가구	7	6	6	4	3	1.0	0.9	0.8	0.7	0.5	-0.5	
경북	계	947	956	969	984	956	100.0	100.0	100.0	100.0	100.0	
	부부	196	203	214	253	286	20.7	21.2	22.1	25.7	29.9	9.1
	1세대기타	11	10	10	8	7	1.1	1.1	1.0	0.8	0.7	-0.4
	부부+자녀	324	322	318	276	212	34.2	33.7	32.8	28.0	22.2	-12.0
	한부모+자녀	62	62	63	63	57	6.5	6.5	6.5	6.4	6.0	-0.5
	부부+부모	17	17	18	22	22	1.8	1.8	1.9	2.2	2.3	0.5
	2세대기타	32	33	34	37	40	3.4	3.5	3.5	3.8	4.2	0.8
	3세대이상	61	60	60	57	50	6.4	6.3	6.2	5.8	5.3	-1.2
	1인가구	226	230	235	254	271	23.9	24.0	24.2	25.9	28.4	4.4
비친족가구	18	18	17	14	10	1.9	1.9	1.7	1.4	1.1	-0.8	
경남	계	1 054	1 079	1 120	1 221	1 280	100.0	100.0	100.0	100.0	100.0	
	부부	177	187	204	265	331	16.8	17.3	18.2	21.7	25.9	9.0
	1세대기타	14	14	13	12	11	1.3	1.3	1.2	1.0	0.9	-0.5
	부부+자녀	423	428	432	409	350	40.2	39.6	38.6	33.5	27.3	-12.8
	한부모+자녀	80	83	86	93	92	7.6	7.6	7.7	7.6	7.2	-0.4
	부부+부모	13	14	16	21	24	1.2	1.3	1.4	1.7	1.8	0.6
	2세대기타	36	38	40	46	53	3.4	3.5	3.5	3.8	4.2	0.8
	3세대이상	69	70	72	76	76	6.6	6.5	6.5	6.3	6.0	-0.6
	1인가구	226	233	244	287	333	21.4	21.6	21.8	23.5	26.0	4.6
비친족가구	15	14	13	12	9	1.4	1.3	1.2	1.0	0.7	-0.7	
제주	계	179	184	192	212	223	100.0	100.0	100.0	100.0	100.0	
	부부	25	27	29	39	49	14.1	14.5	15.3	18.3	22.0	8.0
	1세대기타	4	4	4	3	3	2.2	2.1	2.0	1.6	1.2	-1.0
	부부+자녀	73	74	76	76	69	40.5	40.2	39.5	35.7	30.9	-9.6
	한부모+자녀	16	17	17	19	19	9.2	9.1	9.1	8.9	8.3	-0.9
	부부+부모	1	2	2	2	3	0.8	0.8	0.9	1.1	1.2	0.4
	2세대기타	7	7	8	9	11	3.8	3.9	4.0	4.3	4.8	1.0
	3세대이상	12	12	12	14	14	6.5	6.5	6.4	6.4	6.3	-0.2
	1인가구	38	40	41	48	54	21.5	21.5	21.6	22.6	24.4	2.9
비친족가구	3	3	2	2	2	1.5	1.4	1.3	1.1	0.8	-0.7	

4. 가구원수별 가구

2007년 전국에서 가장 가구규모가 작은 시도는 경북(2.6명)이며, 가장 큰 시도는 울산(2.98명)임

- 2007년 전국의 평균 가구원수는 2.83명인데, 시도별로는 가구 규모가 가장 작은 시도는 경북(2.6명)이며, 가장 큰 시도는 울산(2.98명)임
 - 전국평균 보다 가구규모가 작은 시도: 경북(2.6명), 전남(2.61명), 강원(2.63명), 충남(2.67명), 전북(2.71명), 충북(2.73명), 경남(2.77명), 서울(2.8명)
 - 전국 평균 보다 가구규모가 큰 시도: 울산(2.98명), 경기(2.97명), 광주(2.95명), 대구(2.93명), 인천(2.92명), 제주(2.88명), 대전(2.87명), 부산(2.85명)

- 2005~2030 기간 중 전국적으로는 소가족화의 진행으로 가구규모가 평균 0.53명이 감소할 것으로 전망되는데, 시도별로는 부산(0.67명), 울산(0.64명), 인천(0.62명), 대구(0.62명) 순으로 많이 감소하며, 전남(0.37명), 경북(0.44명), 충남(0.47명) 순으로 적게 감소할 것으로 예상

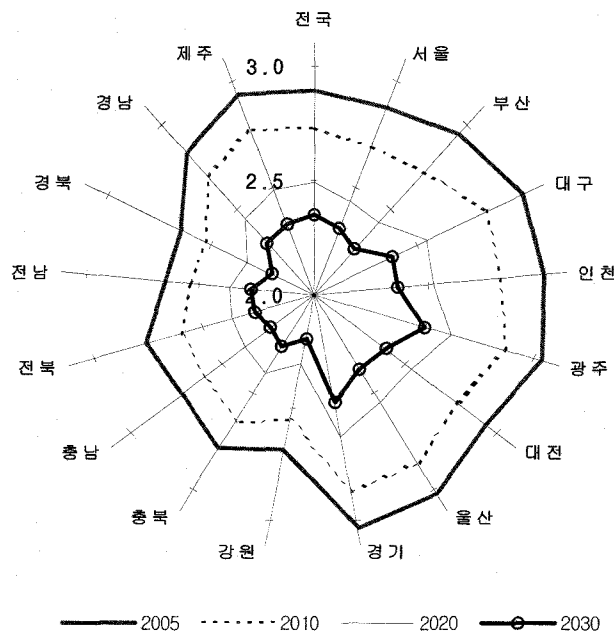


그림 IV-3. 시도별 평균가구원수 분포

표 IV-5. 시도별 평균가구원수

(단위 : 명)

	2005(a)	2007	2010	2020	2030(b)	a-b
전 국	2.89	2.83	2.73	2.48	2.35	0.53
서 울	2.87	2.80	2.69	2.43	2.30	0.57
부 산	2.93	2.85	2.72	2.42	2.26	0.67
대 구	3.00	2.93	2.82	2.55	2.38	0.62
인 천	2.99	2.92	2.80	2.52	2.37	0.62
광 주	3.02	2.95	2.86	2.62	2.49	0.53
대 전	2.93	2.87	2.78	2.53	2.39	0.54
울 산	3.01	2.98	2.86	2.55	2.38	0.64
경 기	3.03	2.97	2.87	2.62	2.47	0.56
강 원	2.69	2.63	2.55	2.31	2.19	0.49
충 북	2.78	2.73	2.64	2.40	2.26	0.52
충 남	2.71	2.67	2.59	2.37	2.24	0.47
전 북	2.77	2.71	2.60	2.37	2.26	0.50
전 남	2.65	2.61	2.54	2.36	2.28	0.37
경 북	2.64	2.60	2.52	2.32	2.20	0.44
경 남	2.82	2.77	2.69	2.45	2.31	0.52
제 주	2.93	2.88	2.77	2.49	2.33	0.60

표 IV-6. 시도 및 가구원수별 가구수(2007, 2030)

(단위 : 천 가구, %)

		계	1인	2인	3인	4인	5인	6인+	계	1인	2인	3인	4인	5인	6인+
2007	전국	16 417	3 298	3 693	3 443	4 409	1 230	344	100.0	20.1	22.5	21.0	26.9	7.5	2.1
	서울	3 427	706	707	760	943	249	63	100.0	20.6	20.6	22.2	27.5	7.3	1.8
	부산	1 197	227	264	277	327	82	21	100.0	18.9	22.0	23.1	27.3	6.8	1.8
	대구	818	150	169	183	240	61	15	100.0	18.3	20.6	22.3	29.4	7.5	1.8
	인천	863	150	170	194	265	67	18	100.0	17.4	19.7	22.4	30.7	7.8	2.1
	광주	473	91	96	96	134	45	10	100.0	19.2	20.4	20.3	28.4	9.6	2.2
	대전	500	104	100	104	139	41	11	100.0	20.8	20.0	20.9	27.8	8.2	2.3
	울산	349	61	68	78	112	24	5	100.0	17.6	19.6	22.5	31.9	7.0	1.5
	경기	3 550	605	701	768	1 097	293	86	100.0	17.0	19.7	21.6	30.9	8.3	2.4
	강원	532	126	145	103	111	35	13	100.0	23.7	27.2	19.4	20.8	6.5	2.4
	충북	516	118	131	98	118	38	13	100.0	22.9	25.4	19.0	22.9	7.4	2.4
	충남	682	155	194	125	143	47	17	100.0	22.8	28.5	18.3	20.9	7.0	2.6
	전북	626	139	169	117	135	50	16	100.0	22.2	27.0	18.6	21.6	7.9	2.6
	전남	664	164	201	111	124	49	16	100.0	24.7	30.3	16.7	18.6	7.3	2.4
	경북	956	230	271	179	204	57	15	100.0	24.0	28.3	18.8	21.4	6.0	1.5
	경남	1 079	233	265	214	274	74	20	100.0	21.6	24.5	19.8	25.4	6.8	1.8
	제주	184	40	42	36	43	18	5	100.0	21.5	22.8	19.4	23.5	9.8	2.9
2030	전국	19 871	4 713	5 583	3 797	4 519	1 075	184	100.0	23.7	28.1	19.1	22.7	5.4	0.9
	서울	3 911	972	1 038	796	894	184	27	100.0	24.9	26.5	20.4	22.8	4.7	0.7
	부산	1 238	284	357	265	276	51	5	100.0	22.9	28.8	21.4	22.3	4.2	0.4
	대구	855	187	224	174	219	45	5	100.0	21.9	26.2	20.4	25.6	5.3	0.6
	인천	1 165	243	292	237	316	65	12	100.0	20.9	25.0	20.3	27.1	5.6	1.0
	광주	542	124	140	101	134	39	4	100.0	23.0	25.9	18.7	24.7	7.1	0.7
	대전	654	166	165	124	154	39	5	100.0	25.4	25.3	19.0	23.5	6.0	0.8
	울산	462	102	123	96	113	23	5	100.0	22.0	26.7	20.8	24.4	5.1	1.1
	경기	5 480	1 101	1 357	1 068	1 531	352	72	100.0	20.1	24.8	19.5	27.9	6.4	1.3
	강원	531	152	184	92	74	23	6	100.0	28.6	34.7	17.3	13.9	4.4	1.0
	충북	579	162	184	98	99	31	6	100.0	28.0	31.7	16.9	17.0	5.4	1.0
	충남	851	238	303	139	124	40	6	100.0	28.0	35.6	16.4	14.6	4.7	0.7
	전북	580	156	198	98	91	32	5	100.0	26.8	34.1	16.9	15.8	5.6	0.9
	전남	563	167	213	83	64	30	6	100.0	29.6	37.9	14.7	11.4	5.3	1.0
	경북	956	271	332	160	147	41	5	100.0	28.4	34.7	16.7	15.3	4.3	0.6
	경남	1 280	333	406	227	241	62	11	100.0	26.0	31.7	17.7	18.8	4.9	0.9
	제주	223	54	66	40	43	17	3	100.0	24.4	29.5	17.8	19.1	7.8	1.4

V. 통계 표
STATISTICAL TABLES
[전 국]

1. 가구주의 성별 가구

Households by Household Head's Sex

단위 : 가구, %
Unit : household, %

연도 Year	가구주의 성별 가구 By sex			구성비 Percent distribution	
	계 Both sexes	남자 Male	여자 Female	남자 Male	여자 Female
2000	14,507,010	11,824,237	2,682,773	81.5	18.5
2001	14,843,989	11,986,398	2,857,591	80.7	19.3
2002	15,170,029	12,143,272	3,026,757	80.0	20.0
2003	15,465,163	12,285,112	3,180,051	79.4	20.6
2004	15,720,436	12,397,100	3,323,336	78.9	21.1
2005	15,971,010	12,503,571	3,467,439	78.3	21.7
2006	16,158,334	12,611,741	3,546,593	78.1	21.9
2007	16,417,423	12,795,140	3,622,283	77.9	22.1
2008	16,673,162	12,984,449	3,688,713	77.9	22.1
2009	16,916,966	13,167,748	3,749,218	77.8	22.2
2010	17,152,277	13,343,648	3,808,629	77.8	22.2
2011	17,379,667	13,511,361	3,868,306	77.7	22.3
2012	17,596,139	13,667,648	3,928,491	77.7	22.3
2013	17,803,198	13,815,027	3,988,171	77.6	22.4
2014	18,001,541	13,953,907	4,047,634	77.5	22.5
2015	18,191,663	14,084,414	4,107,249	77.4	22.6
2016	18,373,604	14,206,597	4,167,007	77.3	22.7
2017	18,546,858	14,320,482	4,226,376	77.2	22.8
2018	18,711,665	14,426,481	4,285,184	77.1	22.9
2019	18,867,058	14,524,579	4,342,479	77.0	23.0
2020	19,011,815	14,614,411	4,397,404	76.9	23.1
2021	19,146,744	14,697,233	4,449,511	76.8	23.2
2022	19,273,336	14,776,639	4,496,697	76.7	23.3
2023	19,390,772	14,851,284	4,539,488	76.6	23.4
2024	19,497,903	14,919,552	4,578,351	76.5	23.5
2025	19,593,767	14,979,949	4,613,818	76.5	23.5
2026	19,676,345	15,030,721	4,645,624	76.4	23.6
2027	19,745,090	15,071,049	4,674,041	76.3	23.7
2028	19,800,362	15,100,446	4,699,916	76.3	23.7
2029	19,842,705	15,118,722	4,723,983	76.2	23.8
2030	19,871,144	15,124,902	4,746,242	76.1	23.9

2. 가구주의 성 및 연령별 가구

Households by Household Head's Sex and Age

단위 : 가구, %

Unit : household, %

【2000년】

연령 Age group	가구주의 성별 가구 By sex			구성비 Percent distribution		
	계 Both sexes	남자 Male	여자 Female	계 Both sexes	남자 Male	여자 Female
계 All ages	14,507,010	11,824,237	2,682,773	100.0	100.0	100.0
0-14	1,511	730	781	0.0	0.0	0.0
15-19	79,640	39,714	39,926	0.5	0.3	1.5
20-24	354,421	163,039	191,382	2.4	1.4	7.1
25-29	1,035,485	835,505	199,980	7.1	7.1	7.5
30-34	1,779,889	1,618,619	161,270	12.3	13.7	6.0
35-39	2,112,698	1,906,050	206,648	14.6	16.1	7.7
40-44	2,152,281	1,884,811	267,470	14.8	15.9	10.0
45-49	1,674,310	1,430,861	243,449	11.5	12.1	9.1
50-54	1,377,480	1,148,031	229,449	9.5	9.7	8.6
55-59	1,165,016	933,144	231,872	8.0	7.9	8.6
60-64	1,040,754	791,368	249,386	7.2	6.7	9.3
65-69	775,902	526,412	249,490	5.3	4.5	9.3
70-74	502,998	299,501	203,497	3.5	2.5	7.6
75-79	295,470	164,507	130,963	2.0	1.4	4.9
80-84	117,438	62,287	55,151	0.8	0.5	2.1
85+	41,717	19,658	22,059	0.3	0.2	0.8

【2001년】

연령 Age group	가구주의 성별 가구 By sex			구성비 Percent distribution		
	계 Both sexes	남자 Male	여자 Female	계 Both sexes	남자 Male	여자 Female
계 All ages	14,843,989	11,986,398	2,857,591	100.0	100.0	100.0
0-14	1,501	739	762	0.0	0.0	0.0
15-19	76,289	37,114	39,175	0.5	0.3	1.4
20-24	367,198	167,846	199,352	2.5	1.4	7.0
25-29	1,031,994	811,783	220,211	7.0	6.8	7.7
30-34	1,775,237	1,588,578	186,659	12.0	13.3	6.5
35-39	2,078,090	1,860,180	217,910	14.0	15.5	7.6
40-44	2,208,282	1,921,159	287,123	14.9	16.0	10.0
45-49	1,765,888	1,497,912	267,976	11.9	12.5	9.4
50-54	1,399,663	1,160,840	238,823	9.4	9.7	8.4
55-59	1,180,666	946,315	234,351	8.0	7.9	8.2
60-64	1,080,585	821,502	259,083	7.3	6.9	9.1
65-69	840,834	578,047	262,787	5.7	4.8	9.2
70-74	539,367	324,578	214,789	3.6	2.7	7.5
75-79	319,858	177,894	141,964	2.2	1.5	5.0
80-84	131,939	69,623	62,316	0.9	0.6	2.2
85+	46,598	22,288	24,310	0.3	0.2	0.9

2. 가구주의 성 및 연령별 가구(계속)

Households by Household Head's Sex and Age(Cont'd)

단위 : 가구, %

Unit : household, %

【2002년】

연령 Age group	가구주의 성별 가구 By sex			구성비 Percent distribution		
	계 Both sexes	남자 Male	여자 Female	계 Both sexes	남자 Male	여자 Female
계 All ages	15,170,029	12,143,272	3,026,757	100.0	100.0	100.0
0-14	1,522	769	753	0.0	0.0	0.0
15-19	74,461	36,268	38,193	0.5	0.3	1.3
20-24	386,613	175,007	211,606	2.5	1.4	7.0
25-29	991,495	758,402	233,093	6.5	6.2	7.7
30-34	1,775,312	1,567,100	208,212	11.7	12.9	6.9
35-39	2,047,209	1,820,929	226,280	13.5	15.0	7.5
40-44	2,253,294	1,949,972	303,322	14.9	16.1	10.0
45-49	1,875,289	1,584,691	290,598	12.4	13.0	9.6
50-54	1,437,621	1,188,444	249,177	9.5	9.8	8.2
55-59	1,202,193	963,758	238,435	7.9	7.9	7.9
60-64	1,108,173	840,724	267,449	7.3	6.9	8.8
65-69	888,194	614,801	273,393	5.9	5.1	9.0
70-74	583,792	351,618	232,174	3.8	2.9	7.7
75-79	343,001	188,089	154,912	2.3	1.5	5.1
80-84	149,221	77,728	71,493	1.0	0.6	2.4
85+	52,639	24,972	27,667	0.3	0.2	0.9

【2003년】

연령 Age group	가구주의 성별 가구 By sex			구성비 Percent distribution		
	계 Both sexes	남자 Male	여자 Female	계 Both sexes	남자 Male	여자 Female
계 All ages	15,465,163	12,285,112	3,180,051	100.0	100.0	100.0
0-14	1,547	798	749	0.0	0.0	0.0
15-19	72,781	35,508	37,273	0.5	0.3	1.2
20-24	404,267	182,493	221,774	2.6	1.5	7.0
25-29	953,917	708,500	245,417	6.2	5.8	7.7
30-34	1,760,580	1,536,223	224,357	11.4	12.5	7.1
35-39	2,018,299	1,784,417	233,882	13.1	14.5	7.4
40-44	2,268,629	1,955,014	313,615	14.7	15.9	9.9
45-49	1,992,907	1,677,950	314,957	12.9	13.7	9.9
50-54	1,472,874	1,215,353	257,521	9.5	9.9	8.1
55-59	1,239,912	994,170	245,742	8.0	8.1	7.7
60-64	1,124,223	852,519	271,704	7.3	6.9	8.5
65-69	930,331	646,930	283,401	6.0	5.3	8.9
70-74	630,858	382,578	248,280	4.1	3.1	7.8
75-79	367,013	198,771	168,242	2.4	1.6	5.3
80-84	167,904	86,044	81,860	1.1	0.7	2.6
85+	59,121	27,844	31,277	0.4	0.2	1.0

2. 가구주의 성 및 연령별 가구(계속)

Households by Household Head's Sex and Age(Cont'd)

단위 : 가구, %

Unit : household, %

【2004년】

연령 Age group	가구주의 성별 가구 By sex			구성비 Percent distribution		
	계 Both sexes	남자 Male	여자 Female	계 Both sexes	남자 Male	여자 Female
계 All ages	15,720,436	12,397,100	3,323,336	100.0	100.0	100.0
0-14	1,603	841	762	0.0	0.0	0.0
15-19	72,699	35,695	37,004	0.5	0.3	1.1
20-24	411,890	185,530	226,360	2.6	1.5	6.8
25-29	930,336	671,215	259,121	5.9	5.4	7.8
30-34	1,708,907	1,473,694	235,213	10.9	11.9	7.1
35-39	2,004,879	1,760,750	244,129	12.8	14.2	7.3
40-44	2,242,279	1,925,126	317,153	14.3	15.5	9.5
45-49	2,085,578	1,746,583	338,995	13.3	14.1	10.2
50-54	1,552,726	1,283,180	269,546	9.9	10.4	8.1
55-59	1,290,610	1,035,536	255,074	8.2	8.4	7.7
60-64	1,126,188	854,362	271,826	7.2	6.9	8.2
65-69	962,104	670,731	291,373	6.1	5.4	8.8
70-74	681,500	416,973	264,527	4.3	3.4	8.0
75-79	396,084	212,355	183,729	2.5	1.7	5.5
80-84	186,885	93,524	93,361	1.2	0.8	2.8
85+	66,168	31,005	35,163	0.4	0.3	1.1

【2005년】

연령 Age group	가구주의 성별 가구 By sex			구성비 Percent distribution		
	계 Both sexes	남자 Male	여자 Female	계 Both sexes	남자 Male	여자 Female
계 All ages	15,971,010	12,503,571	3,467,439	100.0	100.0	100.0
0-14	1,661	884	777	0.0	0.0	0.0
15-19	70,407	34,894	35,513	0.4	0.3	1.0
20-24	411,015	184,331	226,684	2.6	1.5	6.5
25-29	914,847	639,217	275,630	5.7	5.1	7.9
30-34	1,642,710	1,402,716	239,994	10.3	11.2	6.9
35-39	1,992,875	1,738,092	254,783	12.5	13.9	7.3
40-44	2,210,756	1,892,728	318,028	13.8	15.1	9.2
45-49	2,173,069	1,812,747	360,322	13.6	14.5	10.4
50-54	1,646,824	1,355,027	291,797	10.3	10.8	8.4
55-59	1,345,817	1,078,349	267,468	8.4	8.6	7.7
60-64	1,128,782	856,584	272,198	7.1	6.9	7.9
65-69	991,520	694,514	297,006	6.2	5.6	8.6
70-74	734,945	452,055	282,890	4.6	3.6	8.2
75-79	428,330	226,598	201,732	2.7	1.8	5.8
80-84	203,791	100,565	103,226	1.3	0.8	3.0
85+	73,661	34,270	39,391	0.5	0.3	1.1

2. 가구주의 성 및 연령별 가구(계속)

Households by Household Head's Sex and Age(Cont'd)

단위 : 가구, %

Unit : household, %

【2006년】

연령 Age group	가구주의 성별 가구 By sex			구성비 Percent distribution		
	계 Both sexes	남자 Male	여자 Female	계 Both sexes	남자 Male	여자 Female
계 All ages	16,158,334	12,611,741	3,546,593	100.0	100.0	100.0
0-14	1,657	879	778	0.0	0.0	0.0
15-19	69,854	34,128	35,726	0.4	0.3	1.0
20-24	392,161	174,476	217,685	2.4	1.4	6.1
25-29	896,065	603,405	292,660	5.5	4.8	8.3
30-34	1,580,466	1,336,509	243,957	9.8	10.6	6.9
35-39	2,013,016	1,744,374	268,642	12.5	13.8	7.6
40-44	2,182,620	1,868,289	314,331	13.5	14.8	8.9
45-49	2,247,436	1,876,395	371,041	13.9	14.9	10.5
50-54	1,737,317	1,429,431	307,886	10.8	11.3	8.7
55-59	1,361,284	1,091,871	269,413	8.4	8.7	7.6
60-64	1,125,490	855,365	270,125	7.0	6.8	7.6
65-69	1,017,337	720,708	296,629	6.3	5.7	8.4
70-74	772,966	486,021	286,945	4.8	3.9	8.1
75-79	457,962	243,934	214,028	2.8	1.9	6.0
80-84	219,868	107,869	111,999	1.4	0.9	3.2
85+	82,835	38,087	44,748	0.5	0.3	1.3

【2007년】

연령 Age group	가구주의 성별 가구 By sex			구성비 Percent distribution		
	계 Both sexes	남자 Male	여자 Female	계 Both sexes	남자 Male	여자 Female
계 All ages	16,417,423	12,795,140	3,622,283	100.0	100.0	100.0
0-14	1,660	888	772	0.0	0.0	0.0
15-19	68,552	33,772	34,780	0.4	0.3	1.0
20-24	369,818	163,507	206,311	2.3	1.3	5.7
25-29	903,894	598,342	305,552	5.5	4.7	8.4
30-34	1,519,119	1,274,871	244,248	9.3	10.0	6.7
35-39	2,037,640	1,756,457	281,183	12.4	13.7	7.8
40-44	2,150,474	1,837,984	312,490	13.1	14.4	8.6
45-49	2,294,919	1,915,700	379,219	14.0	15.0	10.5
50-54	1,855,493	1,529,720	325,773	11.3	12.0	9.0
55-59	1,399,535	1,124,840	274,695	8.5	8.8	7.6
60-64	1,143,393	872,407	270,986	7.0	6.8	7.5
65-69	1,043,506	746,137	297,369	6.4	5.8	8.2
70-74	808,309	516,830	291,479	4.9	4.0	8.0
75-79	492,360	265,928	226,432	3.0	2.1	6.3
80-84	236,044	115,216	120,828	1.4	0.9	3.3
85+	92,707	42,541	50,166	0.6	0.3	1.4

2. 가구의 성 및 연령별 가구(계속)

Households by Household Head's Sex and Age(Cont'd)

단위 : 가구, %

Unit : household, %

【2008년】

연령 Age group	가구의 성별 가구 By sex			구성비 Percent distribution		
	계 Both sexes	남자 Male	여자 Female	계 Both sexes	남자 Male	여자 Female
계 All ages	16,673,162	12,984,449	3,688,713	100.0	100.0	100.0
0-14	1,639	873	766	0.0	0.0	0.0
15-19	68,957	34,278	34,679	0.4	0.3	0.9
20-24	349,993	154,404	195,589	2.1	1.2	5.3
25-29	902,549	592,241	310,308	5.4	4.6	8.4
30-34	1,469,253	1,226,103	243,150	8.8	9.4	6.6
35-39	2,052,193	1,762,160	290,033	12.3	13.6	7.9
40-44	2,129,605	1,815,081	314,524	12.8	14.0	8.5
45-49	2,314,300	1,932,466	381,834	13.9	14.9	10.4
50-54	1,975,806	1,631,431	344,375	11.9	12.6	9.3
55-59	1,443,392	1,161,830	281,562	8.7	8.9	7.6
60-64	1,180,163	906,965	273,198	7.1	7.0	7.4
65-69	1,059,314	761,334	297,980	6.4	5.9	8.1
70-74	839,677	543,397	296,280	5.0	4.2	8.0
75-79	530,197	291,207	238,990	3.2	2.2	6.5
80-84	252,915	123,124	129,791	1.5	0.9	3.5
85+	103,209	47,555	55,654	0.6	0.4	1.5

【2009년】

연령 Age group	가구의 성별 가구 By sex			구성비 Percent distribution		
	계 Both sexes	남자 Male	여자 Female	계 Both sexes	남자 Male	여자 Female
계 All ages	16,916,966	13,167,748	3,749,218	100.0	100.0	100.0
0-14	1,596	845	751	0.0	0.0	0.0
15-19	70,223	34,921	35,302	0.4	0.3	0.9
20-24	336,113	148,692	187,421	2.0	1.1	5.0
25-29	884,789	578,463	306,326	5.2	4.4	8.2
30-34	1,434,656	1,189,309	245,347	8.5	9.0	6.5
35-39	2,042,516	1,748,289	294,227	12.1	13.3	7.8
40-44	2,129,625	1,810,459	319,166	12.6	13.7	8.5
45-49	2,305,056	1,925,155	379,901	13.6	14.6	10.1
50-54	2,090,059	1,727,586	362,473	12.4	13.1	9.7
55-59	1,508,265	1,217,343	290,922	8.9	9.2	7.8
60-64	1,228,714	952,265	276,449	7.3	7.2	7.4
65-69	1,062,397	764,257	298,140	6.3	5.8	8.0
70-74	867,814	566,724	301,090	5.1	4.3	8.0
75-79	570,066	318,467	251,599	3.4	2.4	6.7
80-84	271,518	132,567	138,951	1.6	1.0	3.7
85+	113,559	52,406	61,153	0.7	0.4	1.6

2. 가구주의 성 및 연령별 가구(계속)

Households by Household Head's Sex and Age(Cont'd)

단위 : 가구, %
Unit : household, %

【2010년】

연령 Age group	가구주의 성별 가구 By sex			구성비 Percent distribution		
	계 Both sexes	남자 Male	여자 Female	계 Both sexes	남자 Male	여자 Female
계 All ages	17,152,277	13,343,648	3,808,629	100.0	100.0	100.0
0-14	1,563	825	738	0.0	0.0	0.0
15-19	72,078	35,660	36,418	0.4	0.3	1.0
20-24	328,061	145,684	182,377	1.9	1.1	4.8
25-29	849,573	553,935	295,638	5.0	4.2	7.8
30-34	1,424,184	1,172,151	252,033	8.3	8.8	6.6
35-39	2,003,418	1,709,630	293,788	11.7	12.8	7.7
40-44	2,149,316	1,822,302	327,014	12.5	13.7	8.6
45-49	2,277,599	1,903,695	373,904	13.3	14.3	9.8
50-54	2,181,794	1,802,635	379,159	12.7	13.5	10.0
55-59	1,608,908	1,304,665	304,243	9.4	9.8	8.0
60-64	1,273,543	993,770	279,773	7.4	7.4	7.3
65-69	1,062,159	764,178	297,981	6.2	5.7	7.8
70-74	892,807	586,635	306,172	5.2	4.4	8.0
75-79	612,032	347,537	264,495	3.6	2.6	6.9
80-84	291,532	143,319	148,213	1.7	1.1	3.9
85+	123,710	57,027	66,683	0.7	0.4	1.8

【2011년】

연령 Age group	가구주의 성별 가구 By sex			구성비 Percent distribution		
	계 Both sexes	남자 Male	여자 Female	계 Both sexes	남자 Male	여자 Female
계 All ages	17,379,667	13,511,361	3,868,306	100.0	100.0	100.0
0-14	1,496	787	709	0.0	0.0	0.0
15-19	73,574	36,375	37,199	0.4	0.3	1.0
20-24	322,285	142,321	179,964	1.9	1.1	4.7
25-29	805,921	524,129	281,792	4.6	3.9	7.3
30-34	1,432,506	1,170,589	261,917	8.2	8.7	6.8
35-39	1,941,901	1,651,474	290,427	11.2	12.2	7.5
40-44	2,180,859	1,842,252	338,607	12.5	13.6	8.8
45-49	2,244,889	1,878,121	366,768	12.9	13.9	9.5
50-54	2,250,766	1,859,736	391,030	13.0	13.8	10.1
55-59	1,732,889	1,407,368	325,521	10.0	10.4	8.4
60-64	1,312,757	1,027,259	285,498	7.6	7.6	7.4
65-69	1,063,364	769,478	293,886	6.1	5.7	7.6
70-74	917,478	608,080	309,398	5.3	4.5	8.0
75-79	648,749	375,061	273,688	3.7	2.8	7.1
80-84	315,389	156,195	159,194	1.8	1.2	4.1
85+	134,844	62,136	72,708	0.8	0.5	1.9

2. 가구의 성 및 연령별 가구(계속)

Households by Household Head's Sex and Age(Cont'd)

단위 : 가구, %
Unit : household, %

【2012년】

연령 Age group	가구의 성별 가구 By sex			구성비 Percent distribution		
	계 Both sexes	남자 Male	여자 Female	계 Both sexes	남자 Male	여자 Female
계 All ages	17,596,139	13,667,648	3,928,491	100.0	100.0	100.0
0-14	1,434	756	678	0.0	0.0	0.0
15-19	73,836	36,612	37,224	0.4	0.3	0.9
20-24	324,250	143,037	181,213	1.8	1.0	4.6
25-29	757,616	490,397	267,219	4.3	3.6	6.8
30-34	1,444,060	1,173,165	270,895	8.2	8.6	6.9
35-39	1,872,285	1,586,339	285,946	10.6	11.6	7.3
40-44	2,212,713	1,862,824	349,889	12.6	13.6	8.9
45-49	2,214,699	1,852,078	362,621	12.6	13.6	9.2
50-54	2,300,424	1,901,247	399,177	13.1	13.9	10.2
55-59	1,853,466	1,507,765	345,701	10.5	11.0	8.8
60-64	1,350,252	1,059,764	290,488	7.7	7.8	7.4
65-69	1,080,495	787,914	292,581	6.1	5.8	7.4
70-74	945,855	630,598	315,257	5.4	4.6	8.0
75-79	676,968	396,801	280,167	3.8	2.9	7.1
80-84	341,660	170,815	170,845	1.9	1.2	4.3
85+	146,126	67,536	78,590	0.8	0.5	2.0

【2013년】

연령 Age group	가구의 성별 가구 By sex			구성비 Percent distribution		
	계 Both sexes	남자 Male	여자 Female	계 Both sexes	남자 Male	여자 Female
계 All ages	17,803,198	13,815,027	3,988,171	100.0	100.0	100.0
0-14	1,387	733	654	0.0	0.0	0.0
15-19	73,152	36,220	36,932	0.4	0.3	0.9
20-24	331,157	146,433	184,724	1.9	1.1	4.6
25-29	716,925	462,054	254,871	4.0	3.3	6.4
30-34	1,439,809	1,163,970	275,839	8.1	8.4	6.9
35-39	1,812,418	1,529,822	282,596	10.2	11.1	7.1
40-44	2,230,562	1,872,856	357,706	12.5	13.6	9.0
45-49	2,196,914	1,833,139	363,775	12.3	13.3	9.1
50-54	2,322,073	1,920,543	401,530	13.0	13.9	10.1
55-59	1,975,566	1,610,159	365,407	11.1	11.7	9.2
60-64	1,392,456	1,095,692	296,764	7.8	7.9	7.4
65-69	1,118,569	821,980	296,589	6.3	5.9	7.4
70-74	962,412	644,571	317,841	5.4	4.7	8.0
75-79	702,753	416,490	286,263	3.9	3.0	7.2
80-84	368,943	187,093	181,850	2.1	1.4	4.6
85+	158,102	73,272	84,830	0.9	0.5	2.1

2. 가구주의 성 및 연령별 가구(계속)

Households by Household Head's Sex and Age(Cont'd)

단위 : 가구, %

Unit : household, %

【2014년】

연령 Age group	가구주의 성별 가구 By sex			구성비 Percent distribution		
	계 Both sexes	남자 Male	여자 Female	계 Both sexes	남자 Male	여자 Female
계 All ages	18,001,541	13,953,907	4,047,634	100.0	100.0	100.0
0-14	1,350	715	635	0.0	0.0	0.0
15-19	71,772	35,296	36,476	0.4	0.3	0.9
20-24	339,730	150,383	189,347	1.9	1.1	4.7
25-29	690,602	444,387	246,215	3.8	3.2	6.1
30-34	1,407,738	1,133,607	274,131	7.8	8.1	6.8
35-39	1,777,146	1,493,501	283,645	9.9	10.7	7.0
40-44	2,221,573	1,860,851	360,722	12.3	13.3	8.9
45-49	2,201,731	1,832,222	369,509	12.2	13.1	9.1
50-54	2,315,040	1,915,813	399,227	12.9	13.7	9.9
55-59	2,091,036	1,706,679	384,357	11.6	12.2	9.5
60-64	1,456,895	1,149,107	307,788	8.1	8.2	7.6
65-69	1,169,194	864,450	304,744	6.5	6.2	7.5
70-74	963,653	648,517	315,136	5.4	4.6	7.8
75-79	726,444	434,674	291,770	4.0	3.1	7.2
80-84	396,473	204,231	192,242	2.2	1.5	4.7
85+	171,164	79,474	91,690	1.0	0.6	2.3

【2015년】

연령 Age group	가구주의 성별 가구 By sex			구성비 Percent distribution		
	계 Both sexes	남자 Male	여자 Female	계 Both sexes	남자 Male	여자 Female
계 All ages	18,191,663	14,084,414	4,107,249	100.0	100.0	100.0
0-14	1,257	662	595	0.0	0.0	0.0
15-19	69,893	34,084	35,809	0.4	0.2	0.9
20-24	347,693	153,988	193,705	1.9	1.1	4.7
25-29	678,731	436,902	241,829	3.7	3.1	5.9
30-34	1,347,891	1,081,329	266,562	7.4	7.7	6.5
35-39	1,773,263	1,482,821	290,442	9.7	10.5	7.1
40-44	2,180,849	1,822,291	358,558	12.0	12.9	8.7
45-49	2,227,061	1,848,079	378,982	12.2	13.1	9.2
50-54	2,290,164	1,897,004	393,160	12.6	13.5	9.6
55-59	2,182,372	1,782,527	399,845	12.0	12.7	9.7
60-64	1,558,528	1,232,362	326,166	8.6	8.7	7.9
65-69	1,216,326	902,440	313,886	6.7	6.4	7.6
70-74	961,199	650,478	310,721	5.3	4.6	7.6
75-79	746,847	450,960	295,887	4.1	3.2	7.2
80-84	424,391	222,392	201,999	2.3	1.6	4.9
85+	185,198	86,095	99,103	1.0	0.6	2.4

2. 가구주의 성 및 연령별 가구(계속)

Households by Household Head's Sex and Age(Cont'd)

단위 : 가구, %
Unit : household, %

【2016년】

연령 Age group	가구주의 성별 가구 By sex			구성비 Percent distribution		
	계 Both sexes	남자 Male	여자 Female	계 Both sexes	남자 Male	여자 Female
계 All ages	18,373,604	14,206,597	4,167,007	100.0	100.0	100.0
0-14	1,152	605	547	0.0	0.0	0.0
15-19	67,572	32,734	34,838	0.4	0.2	0.8
20-24	352,066	156,348	195,718	1.9	1.1	4.7
25-29	674,038	432,158	241,880	3.7	3.0	5.8
30-34	1,277,068	1,020,972	256,096	7.0	7.2	6.1
35-39	1,791,797	1,490,443	301,354	9.8	10.5	7.2
40-44	2,115,328	1,762,883	352,445	11.5	12.4	8.5
45-49	2,262,690	1,871,994	390,696	12.3	13.2	9.4
50-54	2,259,678	1,874,146	385,532	12.3	13.2	9.3
55-59	2,253,380	1,841,277	412,103	12.3	13.0	9.9
60-64	1,678,144	1,329,443	348,701	9.1	9.4	8.4
65-69	1,254,150	933,200	320,950	6.8	6.6	7.7
70-74	964,748	657,578	307,170	5.3	4.6	7.4
75-79	769,960	469,156	300,804	4.2	3.3	7.2
80-84	450,790	239,816	210,974	2.5	1.7	5.1
85+	201,043	93,844	107,199	1.1	0.7	2.6

【2017년】

연령 Age group	가구주의 성별 가구 By sex			구성비 Percent distribution		
	계 Both sexes	남자 Male	여자 Female	계 Both sexes	남자 Male	여자 Female
계 All ages	18,546,858	14,320,482	4,226,376	100.0	100.0	100.0
0-14	1,087	573	514	0.0	0.0	0.0
15-19	65,132	31,590	33,542	0.4	0.2	0.8
20-24	351,601	156,358	195,243	1.9	1.1	4.6
25-29	683,403	437,096	246,307	3.7	3.1	5.8
30-34	1,201,475	956,451	245,024	6.5	6.7	5.8
35-39	1,811,632	1,499,540	312,092	9.8	10.5	7.4
40-44	2,041,660	1,696,500	345,160	11.0	11.8	8.2
45-49	2,297,665	1,895,872	401,793	12.4	13.2	9.5
50-54	2,231,595	1,850,748	380,847	12.0	12.9	9.0
55-59	2,305,077	1,884,564	420,513	12.4	13.2	9.9
60-64	1,794,353	1,424,408	369,945	9.7	9.9	8.8
65-69	1,290,927	963,865	327,062	7.0	6.7	7.7
70-74	982,818	676,123	306,695	5.3	4.7	7.3
75-79	796,019	488,531	307,488	4.3	3.4	7.3
80-84	473,245	254,967	218,278	2.6	1.8	5.2
85+	219,169	103,296	115,873	1.2	0.7	2.7

2. 가구주의 성 및 연령별 가구(계속)

Households by Household Head's Sex and Age(Cont'd)

단위 : 가구. %

Unit : household. %

【2018년】

연령 Age group	가구주의 성별 가구 By sex			구성비 Percent distribution		
	계 Both sexes	남자 Male	여자 Female	계 Both sexes	남자 Male	여자 Female
계 All ages	18,711,665	14,426,481	4,285,184	100.0	100.0	100.0
0-14	1,051	554	497	0.0	0.0	0.0
15-19	63,259	30,762	32,497	0.3	0.2	0.8
20-24	346,689	153,809	192,880	1.9	1.1	4.5
25-29	700,708	448,083	252,625	3.7	3.1	5.9
30-34	1,139,410	903,419	235,991	6.1	6.3	5.5
35-39	1,808,535	1,489,561	318,974	9.7	10.3	7.4
40-44	1,979,620	1,640,068	339,552	10.6	11.4	7.9
45-49	2,317,444	1,908,451	408,993	12.4	13.2	9.5
50-54	2,216,291	1,834,435	381,856	11.8	12.7	8.9
55-59	2,328,930	1,905,843	423,087	12.4	13.2	9.9
60-64	1,912,403	1,521,400	391,003	10.2	10.5	9.1
65-69	1,333,066	998,357	334,709	7.1	6.9	7.8
70-74	1,019,751	707,963	311,788	5.4	4.9	7.3
75-79	812,026	501,045	310,981	4.3	3.5	7.3
80-84	494,131	268,943	225,188	2.6	1.9	5.3
85+	238,351	113,788	124,563	1.3	0.8	2.9

【2019년】

연령 Age group	가구주의 성별 가구 By sex			구성비 Percent distribution		
	계 Both sexes	남자 Male	여자 Female	계 Both sexes	남자 Male	여자 Female
계 All ages	18,867,058	14,524,579	4,342,479	100.0	100.0	100.0
0-14	1,013	526	487	0.0	0.0	0.0
15-19	61,207	29,637	31,570	0.3	0.2	0.7
20-24	338,730	149,529	189,201	1.8	1.0	4.4
25-29	718,235	459,023	259,212	3.8	3.2	6.0
30-34	1,101,459	871,073	230,386	5.8	6.0	5.3
35-39	1,769,002	1,450,501	318,501	9.4	10.0	7.3
40-44	1,945,373	1,605,920	339,453	10.3	11.1	7.8
45-49	2,309,144	1,898,190	410,954	12.2	13.1	9.5
50-54	2,223,649	1,835,866	387,783	11.8	12.6	8.9
55-59	2,323,985	1,903,465	420,520	12.3	13.1	9.7
60-64	2,024,296	1,612,907	411,389	10.7	11.1	9.5
65-69	1,396,386	1,048,799	347,587	7.4	7.2	8.0
70-74	1,067,473	746,421	321,052	5.7	5.1	7.4
75-79	814,895	505,626	309,269	4.3	3.5	7.1
80-84	513,723	282,087	231,636	2.7	1.9	5.3
85+	258,488	125,009	133,479	1.4	0.9	3.1

2. 가구의 성 및 연령별 가구(계속)

Households by Household Head's Sex and Age(Cont'd)

단위 : 가구, %

Unit : household, %

【2020년】

연령 Age group	가구의 성별 가구 By sex			구성비 Percent distribution		
	계 Both sexes	남자 Male	여자 Female	계 Both sexes	남자 Male	여자 Female
계 All ages	19,011,815	14,614,411	4,397,404	100.0	100.0	100.0
0-14	1,011	524	487	0.0	0.0	0.0
15-19	56,859	27,448	29,411	0.3	0.2	0.7
20-24	329,880	144,542	185,338	1.7	1.0	4.2
25-29	731,410	466,882	264,528	3.8	3.2	6.0
30-34	1,086,812	858,133	228,679	5.7	5.9	5.2
35-39	1,695,572	1,384,577	310,995	8.9	9.5	7.1
40-44	1,945,555	1,599,273	346,282	10.2	10.9	7.9
45-49	2,267,746	1,860,518	407,228	11.9	12.7	9.3
50-54	2,251,647	1,854,091	397,556	11.8	12.7	9.0
55-59	2,300,827	1,886,964	413,863	12.1	12.9	9.4
60-64	2,112,918	1,684,991	427,927	11.1	11.5	9.7
65-69	1,494,967	1,126,101	368,866	7.9	7.7	8.4
70-74	1,111,907	780,630	331,277	5.8	5.3	7.5
75-79	813,743	508,526	305,217	4.3	3.5	6.9
80-84	531,336	294,220	237,116	2.8	2.0	5.4
85+	279,625	136,991	142,634	1.5	0.9	3.2

【2021년】

연령 Age group	가구의 성별 가구 By sex			구성비 Percent distribution		
	계 Both sexes	남자 Male	여자 Female	계 Both sexes	남자 Male	여자 Female
계 All ages	19,146,744	14,697,233	4,449,511	100.0	100.0	100.0
0-14	1,009	523	486	0.0	0.0	0.0
15-19	51,812	25,036	26,776	0.3	0.2	0.6
20-24	319,666	139,118	180,548	1.7	0.9	4.1
25-29	735,611	469,062	266,549	3.8	3.2	6.0
30-34	1,083,316	852,514	230,802	5.7	5.8	5.2
35-39	1,611,686	1,311,998	299,688	8.4	8.9	6.7
40-44	1,969,991	1,612,083	357,908	10.3	11.0	8.0
45-49	2,200,832	1,801,638	399,194	11.5	12.3	9.0
50-54	2,289,947	1,880,266	409,681	12.0	12.8	9.2
55-59	2,271,730	1,866,095	405,635	11.9	12.7	9.1
60-64	2,182,003	1,741,043	440,960	11.4	11.8	9.9
65-69	1,610,216	1,215,877	394,339	8.4	8.3	8.9
70-74	1,148,241	808,789	339,452	6.0	5.5	7.6
75-79	818,349	516,119	302,230	4.3	3.5	6.8
80-84	551,170	307,860	243,310	2.9	2.1	5.5
85+	301,165	149,212	151,953	1.6	1.0	3.4

2. 가구주의 성 및 연령별 가구(계속)

Households by Household Head's Sex and Age(Cont'd)

단위 : 가구, %

Unit : household, %

【2022년】

연령 Age group	가구주의 성별 가구 By sex			구성비 Percent distribution		
	계 Both sexes	남자 Male	여자 Female	계 Both sexes	남자 Male	여자 Female
계 All ages	19,273,336	14,776,639	4,496,697	100.0	100.0	100.0
0-14	1,003	516	487	0.0	0.0	0.0
15-19	48,737	23,494	25,243	0.3	0.2	0.6
20-24	307,193	133,904	173,289	1.6	0.9	3.9
25-29	729,195	464,239	264,956	3.8	3.1	5.9
30-34	1,101,409	865,342	236,067	5.7	5.9	5.2
35-39	1,522,176	1,235,029	287,147	7.9	8.4	6.4
40-44	1,995,102	1,626,154	368,948	10.4	11.0	8.2
45-49	2,125,753	1,736,038	389,715	11.0	11.7	8.7
50-54	2,327,291	1,906,281	421,010	12.1	12.9	9.4
55-59	2,244,607	1,844,481	400,126	11.6	12.5	8.9
60-64	2,232,633	1,782,686	449,947	11.6	12.1	10.0
65-69	1,722,299	1,303,863	418,436	8.9	8.8	9.3
70-74	1,184,195	837,486	346,709	6.1	5.7	7.7
75-79	836,526	533,534	302,992	4.3	3.6	6.7
80-84	572,987	322,330	250,657	3.0	2.2	5.6
85+	322,230	161,262	160,968	1.7	1.1	3.6

【2023년】

연령 Age group	가구주의 성별 가구 By sex			구성비 Percent distribution		
	계 Both sexes	남자 Male	여자 Female	계 Both sexes	남자 Male	여자 Female
계 All ages	19,390,772	14,851,284	4,539,488	100.0	100.0	100.0
0-14	1,008	517	491	0.0	0.0	0.0
15-19	46,986	22,631	24,355	0.2	0.2	0.5
20-24	293,979	128,769	165,210	1.5	0.9	3.6
25-29	713,181	452,747	260,434	3.7	3.0	5.7
30-34	1,130,980	888,681	242,299	5.8	6.0	5.3
35-39	1,449,093	1,172,636	276,457	7.5	7.9	6.1
40-44	1,994,437	1,619,431	375,006	10.3	10.9	8.3
45-49	2,063,424	1,681,386	382,038	10.6	11.3	8.4
50-54	2,348,979	1,920,844	428,135	12.1	12.9	9.4
55-59	2,230,090	1,829,932	400,158	11.5	12.3	8.8
60-64	2,256,425	1,803,667	452,758	11.6	12.1	10.0
65-69	1,835,881	1,393,513	442,368	9.5	9.4	9.7
70-74	1,225,391	869,869	355,522	6.3	5.9	7.8
75-79	871,125	561,588	309,537	4.5	3.8	6.8
80-84	586,825	331,852	254,973	3.0	2.2	5.6
85+	342,968	173,221	169,747	1.8	1.2	3.7

2. 가구의 성 및 연령별 가구(계속)

Households by Household Head's Sex and Age(Cont'd)

단위 : 가구, %

Unit : household, %

【2024년】

연령 Age group	가구의 성별 가구 By sex			구성비 Percent distribution		
	계 Both sexes	남자 Male	여자 Female	계 Both sexes	남자 Male	여자 Female
계 All ages	19,497,903	14,919,552	4,578,351	100.0	100.0	100.0
0-14	1,003	513	490	0.0	0.0	0.0
15-19	45,123	21,692	23,431	0.2	0.1	0.5
20-24	280,076	122,778	157,298	1.4	0.8	3.4
25-29	691,345	437,511	253,834	3.5	2.9	5.5
30-34	1,158,800	910,619	248,181	5.9	6.1	5.4
35-39	1,406,646	1,137,220	269,426	7.2	7.6	5.9
40-44	1,953,703	1,581,389	372,314	10.0	10.6	8.1
45-49	2,030,474	1,650,071	380,403	10.4	11.1	8.3
50-54	2,341,935	1,912,314	429,621	12.0	12.8	9.4
55-59	2,238,300	1,833,086	405,214	11.5	12.3	8.9
60-64	2,252,036	1,802,385	449,651	11.6	12.1	9.8
65-69	1,943,776	1,478,306	465,470	10.0	9.9	10.2
70-74	1,286,101	916,363	369,738	6.6	6.1	8.1
75-79	914,644	594,363	320,281	4.7	4.0	7.0
80-84	590,354	335,815	254,539	3.0	2.3	5.6
85+	363,587	185,127	178,460	1.9	1.2	3.9

【2025년】

연령 Age group	가구의 성별 가구 By sex			구성비 Percent distribution		
	계 Both sexes	남자 Male	여자 Female	계 Both sexes	남자 Male	여자 Female
계 All ages	19,593,767	14,979,949	4,613,818	100.0	100.0	100.0
0-14	1,002	508	494	0.0	0.0	0.0
15-19	44,478	21,386	23,092	0.2	0.1	0.5
20-24	260,656	113,661	146,995	1.3	0.8	3.2
25-29	669,796	422,060	247,736	3.4	2.8	5.4
30-34	1,177,821	925,463	252,358	6.0	6.2	5.5
35-39	1,393,104	1,126,630	266,474	7.1	7.5	5.8
40-44	1,876,099	1,514,638	361,461	9.6	10.1	7.8
45-49	2,033,541	1,647,217	386,324	10.4	11.0	8.4
50-54	2,301,155	1,876,060	425,095	11.7	12.5	9.2
55-59	2,267,202	1,853,068	414,134	11.6	12.4	9.0
60-64	2,229,958	1,788,135	441,823	11.4	11.9	9.6
65-69	2,029,683	1,545,535	484,148	10.4	10.3	10.5
70-74	1,379,349	986,403	392,946	7.0	6.6	8.5
75-79	954,854	623,215	331,639	4.9	4.2	7.2
80-84	591,157	339,048	252,109	3.0	2.3	5.5
85+	383,912	196,922	186,990	2.0	1.3	4.1

2. 가구주의 성 및 연령별 가구(계속)

Households by Household Head's Sex and Age(Cont'd)

단위 : 가구. %

Unit : household. %

【2026년】

연령 Age group	가구주의 성별 가구 By sex			구성비 Percent distribution		
	계 Both sexes	남자 Male	여자 Female	계 Both sexes	남자 Male	여자 Female
계 All ages	19,676,345	15,030,721	4,645,624	100.0	100.0	100.0
0-14	1,002	504	498	0.0	0.0	0.0
15-19	44,181	21,209	22,972	0.2	0.1	0.5
20-24	242,045	104,663	137,382	1.2	0.7	3.0
25-29	645,551	405,422	240,129	3.3	2.7	5.2
30-34	1,181,441	928,536	252,905	6.0	6.2	5.4
35-39	1,394,381	1,127,049	267,332	7.1	7.5	5.8
40-44	1,787,504	1,441,067	346,437	9.1	9.6	7.5
45-49	2,061,501	1,664,158	397,343	10.5	11.1	8.6
50-54	2,234,226	1,818,293	415,933	11.4	12.1	9.0
55-59	2,306,504	1,881,071	425,433	11.7	12.5	9.2
60-64	2,202,193	1,770,166	432,027	11.2	11.8	9.3
65-69	2,096,663	1,598,151	498,512	10.7	10.6	10.7
70-74	1,487,401	1,067,158	420,243	7.6	7.1	9.0
75-79	988,254	647,252	341,002	5.0	4.3	7.3
80-84	597,938	346,367	251,571	3.0	2.3	5.4
85+	405,560	209,655	195,905	2.1	1.4	4.2

【2027년】

연령 Age group	가구주의 성별 가구 By sex			구성비 Percent distribution		
	계 Both sexes	남자 Male	여자 Female	계 Both sexes	남자 Male	여자 Female
계 All ages	19,745,090	15,071,049	4,674,041	100.0	100.0	100.0
0-14	1,008	504	504	0.0	0.0	0.0
15-19	43,473	20,824	22,649	0.2	0.1	0.5
20-24	230,850	98,981	131,869	1.2	0.7	2.8
25-29	615,504	386,846	228,658	3.1	2.6	4.9
30-34	1,166,676	916,695	249,981	5.9	6.1	5.3
35-39	1,421,191	1,149,108	272,083	7.2	7.6	5.8
40-44	1,692,314	1,361,779	330,535	8.6	9.0	7.1
45-49	2,089,286	1,681,596	407,690	10.6	11.2	8.7
50-54	2,159,190	1,753,824	405,366	10.9	11.6	8.7
55-59	2,345,060	1,909,249	435,811	11.9	12.7	9.3
60-64	2,176,195	1,751,544	424,651	11.0	11.6	9.1
65-69	2,145,584	1,637,471	508,113	10.9	10.9	10.9
70-74	1,592,800	1,146,626	446,174	8.1	7.6	9.5
75-79	1,021,942	672,354	349,588	5.2	4.5	7.5
80-84	616,252	360,967	255,285	3.1	2.4	5.5
85+	427,765	222,681	205,084	2.2	1.5	4.4

2. 가구주의 성 및 연령별 가구(계속)

Households by Household Head's Sex and Age(Cont'd)

단위 : 가구, %

Unit : household, %

【2028년】

연령 Age group	가구주의 성별 가구 By sex			구성비 Percent distribution		
	계 Both sexes	남자 Male	여자 Female	계 Both sexes	남자 Male	여자 Female
계 All ages	19,800,362	15,100,446	4,699,916	100.0	100.0	100.0
0-14	1,016	503	513	0.0	0.0	0.0
15-19	42,867	20,512	22,355	0.2	0.1	0.5
20-24	223,948	95,346	128,602	1.1	0.6	2.7
25-29	583,385	367,367	216,018	2.9	2.4	4.6
30-34	1,136,268	891,840	244,428	5.7	5.9	5.2
35-39	1,460,610	1,182,342	278,268	7.4	7.8	5.9
40-44	1,614,636	1,297,506	317,130	8.2	8.6	6.7
45-49	2,089,054	1,676,576	412,478	10.6	11.1	8.8
50-54	2,097,270	1,700,409	396,861	10.6	11.3	8.4
55-59	2,367,936	1,926,160	441,776	12.0	12.8	9.4
60-64	2,162,398	1,739,553	422,845	10.9	11.5	9.0
65-69	2,168,650	1,657,986	510,664	11.0	11.0	10.9
70-74	1,699,500	1,227,547	471,953	8.6	8.1	10.0
75-79	1,061,056	701,285	359,771	5.4	4.6	7.7
80-84	646,145	382,461	263,684	3.3	2.5	5.6
85+	445,623	233,053	212,570	2.3	1.5	4.5

【2029년】

연령 Age group	가구주의 성별 가구 By sex			구성비 Percent distribution		
	계 Both sexes	남자 Male	여자 Female	계 Both sexes	남자 Male	여자 Female
계 All ages	19,842,705	15,118,722	4,723,983	100.0	100.0	100.0
0-14	1,033	510	523	0.0	0.0	0.0
15-19	42,174	20,177	21,997	0.2	0.1	0.5
20-24	218,116	92,133	125,983	1.1	0.6	2.7
25-29	551,231	346,960	204,271	2.8	2.3	4.3
30-34	1,097,465	860,419	237,046	5.5	5.7	5.0
35-39	1,496,028	1,211,728	284,300	7.5	8.0	6.0
40-44	1,569,781	1,261,625	308,156	7.9	8.3	6.5
45-49	2,046,648	1,638,862	407,786	10.3	10.8	8.6
50-54	2,065,254	1,670,565	394,689	10.4	11.0	8.4
55-59	2,361,915	1,919,946	441,969	11.9	12.7	9.4
60-64	2,170,359	1,744,261	426,098	10.9	11.5	9.0
65-69	2,164,455	1,658,222	506,233	10.9	11.0	10.7
70-74	1,801,398	1,304,393	497,005	9.1	8.6	10.5
75-79	1,117,510	742,030	375,480	5.6	4.9	7.9
80-84	681,285	406,455	274,830	3.4	2.7	5.8
85+	458,053	240,436	217,617	2.3	1.6	4.6

2. 가구주의 성 및 연령별 가구(계속)

Households by Household Head's Sex and Age(Cont'd)

단위 : 가구, %

Unit : household, %

【2030년】

연령 Age group	가구주의 성별 가구 By sex			구성비 Percent distribution		
	계 Both sexes	남자 Male	여자 Female	계 Both sexes	남자 Male	여자 Female
계 All ages	19,871,144	15,124,902	4,746,242	100.0	100.0	100.0
0-14	1,042	505	537	0.0	0.0	0.0
15-19	41,447	19,827	21,620	0.2	0.1	0.5
20-24	216,128	90,959	125,169	1.1	0.6	2.6
25-29	511,054	320,508	190,546	2.6	2.1	4.0
30-34	1,060,219	830,031	230,188	5.3	5.5	4.8
35-39	1,518,696	1,230,101	288,595	7.6	8.1	6.1
40-44	1,556,312	1,252,209	304,103	7.8	8.3	6.4
45-49	1,965,879	1,571,521	394,358	9.9	10.4	8.3
50-54	2,069,906	1,669,565	400,341	10.4	11.0	8.4
55-59	2,321,920	1,885,802	436,118	11.7	12.5	9.2
60-64	2,197,876	1,764,666	433,210	11.1	11.7	9.1
65-69	2,143,218	1,646,646	496,572	10.8	10.9	10.5
70-74	1,883,309	1,366,033	517,276	9.5	9.0	10.9
75-79	1,202,192	801,887	400,305	6.0	5.3	8.4
80-84	713,200	427,260	285,940	3.6	2.8	6.0
85+	468,746	247,382	221,364	2.4	1.6	4.7

3. 가구주의 성 및 혼인상태별 가구

Households by Household Head's Sex and Marital Status

단위 : 가구, %

Unit : household, %

[총계:Both sexes]

연도 Year	혼인상태별 가구 By marital status					구성비 Percent distribution			
	계 Total	미혼 Single	유배우 Married	사별 Widowed	이혼 Divorced	미혼 Single	유배우 Married	사별 Widowed	이혼 Divorced
2000	14,507,010	1,461,193	10,904,453	1,596,002	545,362	10.1	75.2	11.0	3.8
2001	14,843,989	1,577,661	11,027,985	1,631,493	606,850	10.6	74.3	11.0	4.1
2002	15,170,029	1,691,428	11,127,079	1,677,573	673,949	11.1	73.3	11.1	4.4
2003	15,465,163	1,803,780	11,197,494	1,722,046	741,843	11.7	72.4	11.1	4.8
2004	15,720,436	1,907,090	11,236,093	1,766,831	810,422	12.1	71.5	11.2	5.2
2005	15,971,010	1,995,428	11,268,451	1,817,136	889,995	12.5	70.6	11.4	5.6
2006	16,158,334	2,063,548	11,302,122	1,817,358	975,306	12.8	69.9	11.2	6.0
2007	16,417,423	2,123,367	11,413,559	1,818,071	1,062,426	12.9	69.5	11.1	6.5
2008	16,673,162	2,168,438	11,541,544	1,819,062	1,144,118	13.0	69.2	10.9	6.9
2009	16,916,966	2,213,377	11,673,705	1,820,326	1,209,558	13.1	69.0	10.8	7.1
2010	17,152,277	2,258,377	11,798,785	1,821,829	1,273,286	13.2	68.8	10.6	7.4
2011	17,379,667	2,304,733	11,915,451	1,824,322	1,335,161	13.3	68.6	10.5	7.7
2012	17,596,139	2,353,856	12,019,524	1,827,543	1,395,216	13.4	68.3	10.4	7.9
2013	17,803,198	2,406,570	12,113,012	1,830,327	1,453,289	13.5	68.0	10.3	8.2
2014	18,001,541	2,463,484	12,195,784	1,832,821	1,509,452	13.7	67.7	10.2	8.4
2015	18,191,663	2,524,727	12,268,011	1,835,201	1,563,724	13.9	67.4	10.1	8.6
2016	18,373,604	2,589,733	12,329,939	1,837,619	1,616,313	14.1	67.1	10.0	8.8
2017	18,546,858	2,657,325	12,382,394	1,840,052	1,667,087	14.3	66.8	9.9	9.0
2018	18,711,665	2,726,346	12,426,443	1,842,787	1,716,089	14.6	66.4	9.8	9.2
2019	18,867,058	2,795,034	12,463,214	1,845,669	1,763,141	14.8	66.1	9.8	9.3
2020	19,011,815	2,861,370	12,493,455	1,848,787	1,808,203	15.1	65.7	9.7	9.5
2021	19,146,744	2,924,856	12,518,266	1,852,252	1,851,370	15.3	65.4	9.7	9.7
2022	19,273,336	2,982,899	12,543,806	1,856,893	1,889,738	15.5	65.1	9.6	9.8
2023	19,390,772	3,035,417	12,568,834	1,862,496	1,924,025	15.7	64.8	9.6	9.9
2024	19,497,903	3,082,071	12,592,319	1,869,131	1,954,382	15.8	64.6	9.6	10.0
2025	19,593,767	3,122,917	12,612,651	1,876,963	1,981,236	15.9	64.4	9.6	10.1
2026	19,676,345	3,158,518	12,628,041	1,885,082	2,004,704	16.1	64.2	9.6	10.2
2027	19,745,090	3,189,547	12,637,075	1,893,435	2,025,033	16.2	64.0	9.6	10.3
2028	19,800,362	3,216,704	12,638,584	1,903,024	2,042,050	16.2	63.8	9.6	10.3
2029	19,842,705	3,240,978	12,631,720	1,914,278	2,055,729	16.3	63.7	9.6	10.4
2030	19,871,144	3,263,248	12,614,805	1,926,686	2,066,405	16.4	63.5	9.7	10.4

3. 가구의 성 및 혼인상태별 가구(계속)

Households by Household Head's Sex and Marital Status(Cont'd)

단위 : 가구, %

Unit : household, %

[남자:Males]

연도 Year	혼인상태별 가구 By marital status					구성비 Percent distribution			
	계 Total	미혼 Single	유배우 Married	사별 Widowed	이혼 Divorced	미혼 Single	유배우 Married	사별 Widowed	이혼 Divorced
2000	11,824,237	885,876	10,468,894	224,582	244,885	7.5	88.5	1.9	2.1
2001	11,986,398	957,229	10,520,706	235,779	272,684	8.0	87.8	2.0	2.3
2002	12,143,272	1,021,959	10,572,285	246,402	302,626	8.4	87.1	2.0	2.5
2003	12,285,112	1,087,698	10,607,127	257,199	333,088	8.9	86.3	2.1	2.7
2004	12,397,100	1,148,789	10,616,513	268,036	363,762	9.3	85.6	2.2	2.9
2005	12,503,571	1,201,134	10,625,329	280,133	396,975	9.6	85.0	2.2	3.2
2006	12,611,741	1,237,903	10,649,968	280,253	443,617	9.8	84.4	2.2	3.5
2007	12,795,140	1,273,266	10,751,440	280,861	489,573	10.0	84.0	2.2	3.8
2008	12,984,449	1,299,866	10,868,719	281,787	534,077	10.0	83.7	2.2	4.1
2009	13,167,748	1,328,024	10,990,133	282,946	566,645	10.1	83.5	2.1	4.3
2010	13,343,648	1,356,019	11,104,967	284,347	598,315	10.2	83.2	2.1	4.5
2011	13,511,361	1,384,392	11,211,965	285,911	629,093	10.2	83.0	2.1	4.7
2012	13,667,648	1,413,972	11,307,232	287,477	658,967	10.3	82.7	2.1	4.8
2013	13,815,027	1,445,434	11,392,581	289,144	687,868	10.5	82.5	2.1	5.0
2014	13,953,907	1,479,290	11,467,945	290,947	715,725	10.6	82.2	2.1	5.1
2015	14,084,414	1,515,643	11,533,468	292,847	742,456	10.8	81.9	2.1	5.3
2016	14,206,597	1,554,343	11,589,403	294,899	767,952	10.9	81.6	2.1	5.4
2017	14,320,482	1,594,773	11,636,532	296,988	792,189	11.1	81.3	2.1	5.5
2018	14,426,481	1,636,399	11,675,873	299,151	815,058	11.3	80.9	2.1	5.6
2019	14,524,579	1,678,068	11,708,623	301,343	836,545	11.6	80.6	2.1	5.8
2020	14,614,411	1,718,586	11,735,515	303,604	856,706	11.8	80.3	2.1	5.9
2021	14,697,233	1,757,985	11,757,480	305,999	875,769	12.0	80.0	2.1	6.0
2022	14,776,639	1,795,291	11,780,409	308,607	892,332	12.1	79.7	2.1	6.0
2023	14,851,284	1,830,219	11,802,908	311,336	906,821	12.3	79.5	2.1	6.1
2024	14,919,552	1,861,912	11,823,973	314,315	919,352	12.5	79.3	2.1	6.2
2025	14,979,949	1,890,165	11,841,893	317,619	930,272	12.6	79.1	2.1	6.2
2026	15,030,721	1,915,038	11,854,995	321,011	939,677	12.7	78.9	2.1	6.3
2027	15,071,049	1,936,900	11,861,831	324,531	947,787	12.9	78.7	2.2	6.3
2028	15,100,446	1,956,051	11,861,420	328,398	954,577	13.0	78.6	2.2	6.3
2029	15,118,722	1,973,045	11,852,798	332,757	960,122	13.1	78.4	2.2	6.4
2030	15,124,902	1,988,316	11,834,373	337,589	964,624	13.1	78.2	2.2	6.4

3. 가구주의 성 및 혼인상태별 가구(계속)

Households by Household Head's Sex and Marital Status(Cont'd)

단위 : 가구, %

Unit : household, %

[여자:Females]

연도 Year	혼인상태별 가구 By marital status					구성비 Percent distribution			
	계 Total	미혼 Single	유배우 Married	사별 Widowed	이혼 Divorced	미혼 Single	유배우 Married	사별 Widowed	이혼 Divorced
2000	2,682,773	575,317	435,559	1,371,420	300,477	21.4	16.2	51.1	11.2
2001	2,857,591	620,432	507,279	1,395,714	334,166	21.7	17.8	48.8	11.7
2002	3,026,757	669,469	554,794	1,431,171	371,323	22.1	18.3	47.3	12.3
2003	3,180,051	716,082	590,367	1,464,847	408,755	22.5	18.6	46.1	12.9
2004	3,323,336	758,301	619,580	1,498,795	446,660	22.8	18.6	45.1	13.4
2005	3,467,439	794,294	643,122	1,537,003	493,020	22.9	18.5	44.3	14.2
2006	3,546,593	825,645	652,154	1,537,105	531,689	23.3	18.4	43.3	15.0
2007	3,622,283	850,101	662,119	1,537,210	572,853	23.5	18.3	42.4	15.8
2008	3,688,713	868,572	672,825	1,537,275	610,041	23.5	18.2	41.7	16.5
2009	3,749,218	885,353	683,572	1,537,380	642,913	23.6	18.2	41.0	17.1
2010	3,808,629	902,358	693,818	1,537,482	674,971	23.7	18.2	40.4	17.7
2011	3,868,306	920,341	703,486	1,538,411	706,068	23.8	18.2	39.8	18.3
2012	3,928,491	939,884	712,292	1,540,066	736,249	23.9	18.1	39.2	18.7
2013	3,988,171	961,136	720,431	1,541,183	765,421	24.1	18.1	38.6	19.2
2014	4,047,634	984,194	727,839	1,541,874	793,727	24.3	18.0	38.1	19.6
2015	4,107,249	1,009,084	734,543	1,542,354	821,268	24.6	17.9	37.6	20.0
2016	4,167,007	1,035,390	740,536	1,542,720	848,361	24.8	17.8	37.0	20.4
2017	4,226,376	1,062,552	745,862	1,543,064	874,898	25.1	17.6	36.5	20.7
2018	4,285,184	1,089,947	750,570	1,543,636	901,031	25.4	17.5	36.0	21.0
2019	4,342,479	1,116,966	754,591	1,544,326	926,596	25.7	17.4	35.6	21.3
2020	4,397,404	1,142,784	757,940	1,545,183	951,497	26.0	17.2	35.1	21.6
2021	4,449,511	1,166,871	760,786	1,546,253	975,601	26.2	17.1	34.8	21.9
2022	4,496,697	1,187,608	763,397	1,548,286	997,406	26.4	17.0	34.4	22.2
2023	4,539,488	1,205,198	765,926	1,551,160	1,017,204	26.5	16.9	34.2	22.4
2024	4,578,351	1,220,159	768,346	1,554,816	1,035,030	26.7	16.8	34.0	22.6
2025	4,613,818	1,232,752	770,758	1,559,344	1,050,964	26.7	16.7	33.8	22.8
2026	4,645,624	1,243,480	773,046	1,564,071	1,065,027	26.8	16.6	33.7	22.9
2027	4,674,041	1,252,647	775,244	1,568,904	1,077,246	26.8	16.6	33.6	23.0
2028	4,699,916	1,260,653	777,164	1,574,626	1,087,473	26.8	16.5	33.5	23.1
2029	4,723,983	1,267,933	778,922	1,581,521	1,095,607	26.8	16.5	33.5	23.2
2030	4,746,242	1,274,932	780,432	1,589,097	1,101,781	26.9	16.4	33.5	23.2

4. 가구주의 성, 연령 및 혼인상태별 가구

Households by Household Head's Sex, Age and Marital Status

단위 : 가구

Unit : household

【2000년】

연령 Age group	계 Total	혼인상태 By marital status			
		미혼 Single	유배우 Married	사별 Widowed	이혼 Divorced
합계 Both sexes	14,507,010	1,461,193	10,904,453	1,596,002	545,362
0-14	1,511	1,511	0	0	0
15-19	79,640	77,763	1,875	0	2
20-24	354,421	315,920	37,326	260	915
25-29	1,035,485	471,994	551,497	2,168	9,826
30-34	1,779,889	286,445	1,444,227	10,644	38,573
35-39	2,112,698	153,025	1,830,747	35,461	93,465
40-44	2,152,281	82,670	1,847,679	82,920	139,012
45-49	1,674,310	36,244	1,408,033	119,976	110,057
50-54	1,377,480	16,727	1,124,874	162,195	73,684
55-59	1,165,016	8,836	908,847	205,058	42,275
60-64	1,040,754	4,882	763,199	251,596	21,077
65-69	775,902	2,754	500,114	262,964	10,070
70-74	502,998	1,386	275,754	221,653	4,205
75-79	295,470	685	144,849	148,298	1,638
80-84	117,438	218	51,100	65,665	455
85+	41,717	133	14,332	27,144	108
남자 Male	11,824,237	885,876	10,468,894	224,582	244,885
0-14	730	730	0	0	0
15-19	39,714	38,320	1,393	0	1
20-24	163,039	131,562	31,174	84	219
25-29	835,505	308,228	524,072	373	2,832
30-34	1,618,619	209,255	1,394,203	1,659	13,502
35-39	1,906,050	107,140	1,756,630	5,388	36,892
40-44	1,884,811	52,902	1,758,494	12,750	60,665
45-49	1,430,861	20,618	1,339,210	17,929	53,104
50-54	1,148,031	8,861	1,077,334	23,504	38,332
55-59	933,144	4,476	877,617	29,062	21,989
60-64	791,368	2,062	743,175	35,751	10,380
65-69	526,412	991	488,478	32,603	4,340
70-74	299,501	409	270,073	27,327	1,692
75-79	164,507	213	142,501	21,088	705
80-84	62,287	69	50,424	11,603	191
85+	19,658	40	14,116	5,461	41
여자 Female	2,682,773	575,317	435,559	1,371,420	300,477
0-14	781	781	0	0	0
15-19	39,926	39,443	482	0	1
20-24	191,382	184,358	6,152	176	696
25-29	199,980	163,766	27,425	1,795	6,994
30-34	161,270	77,190	50,024	8,985	25,071
35-39	206,648	45,885	74,117	30,073	56,573
40-44	267,470	29,768	89,185	70,170	78,347
45-49	243,449	15,626	68,823	102,047	56,953
50-54	229,449	7,866	47,540	138,691	35,352
55-59	231,872	4,360	31,230	175,996	20,286
60-64	249,386	2,820	20,024	215,845	10,697
65-69	249,490	1,763	11,636	230,361	5,730
70-74	203,497	977	5,681	194,326	2,513
75-79	130,963	472	2,348	127,210	933
80-84	55,151	149	676	54,062	264
85+	22,059	93	216	21,683	67

4. 가구주의 성, 연령 및 혼인상태별 가구(계속)

Households by Household Head's Sex, Age and Marital Status(Cont'd)

단위 : %
Unit : %

【2000년】

연령 Age group	계 Total	혼인상태 By marital status			
		미혼 Single	유배우 Married	사별 Widowed	이혼 Divorced
합계 Both sexes	100.0	100.0	100.0	100.0	100.0
0-14	0.0	0.1	0.0	0.0	0.0
15-19	0.5	5.3	0.0	0.0	0.0
20-24	2.4	21.6	0.3	0.0	0.2
25-29	7.1	32.3	5.1	0.1	1.8
30-34	12.3	19.6	13.2	0.7	7.1
35-39	14.6	10.5	16.8	2.2	17.1
40-44	14.8	5.7	16.9	5.2	25.5
45-49	11.5	2.5	12.9	7.5	20.2
50-54	9.5	1.1	10.3	10.2	13.5
55-59	8.0	0.6	8.3	12.8	7.8
60-64	7.2	0.3	7.0	15.8	3.9
65-69	5.3	0.2	4.6	16.5	1.8
70-74	3.5	0.1	2.5	13.9	0.8
75-79	2.0	0.0	1.3	9.3	0.3
80-84	0.8	0.0	0.5	4.1	0.1
85+	0.3	0.0	0.1	1.7	0.0
남자 Male	100.0	100.0	100.0	100.0	100.0
0-14	0.0	0.1	0.0	0.0	0.0
15-19	0.3	4.3	0.0	0.0	0.0
20-24	1.4	14.9	0.3	0.0	0.1
25-29	7.1	34.8	5.0	0.2	1.2
30-34	13.7	23.6	13.3	0.7	5.5
35-39	16.1	12.1	16.8	2.4	15.1
40-44	15.9	6.0	16.8	5.7	24.8
45-49	12.1	2.3	12.8	8.0	21.7
50-54	9.7	1.0	10.3	10.5	15.7
55-59	7.9	0.5	8.4	12.9	9.0
60-64	6.7	0.2	7.1	15.9	4.2
65-69	4.5	0.1	4.7	14.5	1.8
70-74	2.5	0.0	2.6	12.2	0.7
75-79	1.4	0.0	1.4	9.4	0.3
80-84	0.5	0.0	0.5	5.2	0.1
85+	0.2	0.0	0.1	2.4	0.0
여자 Female	100.0	100.0	100.0	100.0	100.0
0-14	0.0	0.1	0.0	0.0	0.0
15-19	1.5	6.9	0.1	0.0	0.0
20-24	7.1	32.0	1.4	0.0	0.2
25-29	7.5	28.5	6.3	0.1	2.3
30-34	6.0	13.4	11.5	0.7	8.3
35-39	7.7	8.0	17.0	2.2	18.8
40-44	10.0	5.2	20.5	5.1	26.1
45-49	9.1	2.7	15.8	7.4	19.0
50-54	8.6	1.4	10.9	10.1	11.8
55-59	8.6	0.8	7.2	12.8	6.8
60-64	9.3	0.5	4.6	15.7	3.6
65-69	9.3	0.3	2.7	16.8	1.9
70-74	7.6	0.2	1.3	14.2	0.8
75-79	4.9	0.1	0.5	9.3	0.3
80-84	2.1	0.0	0.2	3.9	0.1
85+	0.8	0.0	0.0	1.6	0.0

4. 가구주의 성, 연령 및 혼인상태별 가구(계속)

Households by Household Head's Sex, Age and Marital Status(Cont'd)

단위 : 가구

Unit : household

【2001년】

연령 Age group	계 Total	혼인상태 By marital status			
		미혼 Single	유배우 Married	사별 Widowed	이혼 Divorced
합계 Both sexes	14,843,989	1,577,661	11,027,985	1,631,493	606,850
0-14	1,501	1,501	0	0	0
15-19	76,289	74,506	1,781	0	2
20-24	367,198	330,318	35,703	235	942
25-29	1,031,994	497,911	522,253	1,927	9,903
30-34	1,775,237	322,031	1,402,728	9,777	40,701
35-39	2,078,090	171,300	1,777,292	32,183	97,315
40-44	2,208,282	95,573	1,879,968	79,761	152,980
45-49	1,765,888	43,212	1,474,865	120,203	127,608
50-54	1,399,663	19,380	1,137,951	158,989	83,343
55-59	1,180,666	10,078	921,969	199,994	48,625
60-64	1,080,585	5,776	792,790	256,299	25,720
65-69	840,834	3,271	549,117	276,193	12,253
70-74	539,367	1,595	299,992	232,901	4,879
75-79	319,858	789	157,283	159,861	1,925
80-84	131,939	266	57,879	73,273	521
85+	46,598	154	16,414	29,897	133
남자 Male	11,986,398	957,229	10,520,706	235,779	272,684
0-14	739	739	0	0	0
15-19	37,114	35,876	1,237	0	1
20-24	167,846	139,218	28,329	75	224
25-29	811,783	321,891	486,668	343	2,881
30-34	1,588,578	230,877	1,342,267	1,542	13,892
35-39	1,860,180	120,317	1,696,432	5,053	38,378
40-44	1,921,159	62,460	1,779,752	12,657	66,290
45-49	1,497,912	25,495	1,393,374	18,457	60,586
50-54	1,160,840	10,529	1,083,648	23,637	43,026
55-59	946,315	5,217	886,269	29,228	25,601
60-64	821,502	2,537	768,617	37,288	13,060
65-69	578,047	1,225	534,967	36,244	5,611
70-74	324,578	487	292,614	29,439	2,038
75-79	177,894	238	154,001	22,828	827
80-84	69,623	77	56,516	12,811	219
85+	22,288	46	16,015	6,177	50
여자 Female	2,857,591	620,432	507,279	1,395,714	334,166
0-14	762	762	0	0	0
15-19	39,175	38,630	544	0	1
20-24	199,352	191,100	7,374	160	718
25-29	220,211	176,020	35,585	1,584	7,022
30-34	186,659	91,154	60,461	8,235	26,809
35-39	217,910	50,983	80,860	27,130	58,937
40-44	287,123	33,113	100,216	67,104	86,690
45-49	267,976	17,717	81,491	101,746	67,022
50-54	238,823	8,851	54,303	135,352	40,317
55-59	234,351	4,861	35,700	170,766	23,024
60-64	259,083	3,239	24,173	219,011	12,660
65-69	262,787	2,046	14,150	239,949	6,642
70-74	214,789	1,108	7,378	203,462	2,841
75-79	141,964	551	3,282	137,033	1,098
80-84	62,316	189	1,363	60,462	302
85+	24,310	108	399	23,720	83

4. 가구주의 성, 연령 및 혼인상태별 가구(계속)

Households by Household Head's Sex, Age and Marital Status(Cont'd)

단위: %
Unit: %

[2001년]

연령 Age group	계 Total	혼인상태 By marital status			
		미혼 Single	유배우 Married	사별 Widowed	이혼 Divorced
합계 Both sexes	100.0	100.0	100.0	100.0	100.0
0-14	0.0	0.1	0.0	0.0	0.0
15-19	0.5	4.7	0.0	0.0	0.0
20-24	2.5	20.9	0.3	0.0	0.2
25-29	7.0	31.6	4.7	0.1	1.6
30-34	12.0	20.4	12.7	0.6	6.7
35-39	14.0	10.9	16.1	2.0	16.0
40-44	14.9	6.1	17.0	4.9	25.2
45-49	11.9	2.7	13.4	7.4	21.0
50-54	9.4	1.2	10.3	9.7	13.7
55-59	8.0	0.6	8.4	12.3	8.0
60-64	7.3	0.4	7.2	15.7	4.2
65-69	5.7	0.2	5.0	16.9	2.0
70-74	3.6	0.1	2.7	14.3	0.8
75-79	2.2	0.1	1.4	9.8	0.3
80-84	0.9	0.0	0.5	4.5	0.1
85+	0.3	0.0	0.1	1.8	0.0
남자 Male	100.0	100.0	100.0	100.0	100.0
0-14	0.0	0.1	0.0	0.0	0.0
15-19	0.3	3.7	0.0	0.0	0.0
20-24	1.4	14.5	0.3	0.0	0.1
25-29	6.8	33.6	4.6	0.1	1.1
30-34	13.3	24.1	12.8	0.7	5.1
35-39	15.5	12.6	16.1	2.1	14.1
40-44	16.0	6.5	16.9	5.4	24.3
45-49	12.5	2.7	13.2	7.8	22.2
50-54	9.7	1.1	10.3	10.0	15.8
55-59	7.9	0.5	8.4	12.4	9.4
60-64	6.9	0.3	7.3	15.8	4.8
65-69	4.8	0.1	5.1	15.4	2.1
70-74	2.7	0.1	2.8	12.5	0.7
75-79	1.5	0.0	1.5	9.7	0.3
80-84	0.6	0.0	0.5	5.4	0.1
85+	0.2	0.0	0.2	2.6	0.0
여자 Female	100.0	100.0	100.0	100.0	100.0
0-14	0.0	0.1	0.0	0.0	0.0
15-19	1.4	6.2	0.1	0.0	0.0
20-24	7.0	30.8	1.5	0.0	0.2
25-29	7.7	28.4	7.0	0.1	2.1
30-34	6.5	14.7	11.9	0.6	8.0
35-39	7.6	8.2	15.9	1.9	17.6
40-44	10.0	5.3	19.8	4.8	25.9
45-49	9.4	2.9	16.1	7.3	20.1
50-54	8.4	1.4	10.7	9.7	12.1
55-59	8.2	0.8	7.0	12.2	6.9
60-64	9.1	0.5	4.8	15.7	3.8
65-69	9.2	0.3	2.8	17.2	2.0
70-74	7.5	0.2	1.5	14.6	0.9
75-79	5.0	0.1	0.6	9.8	0.3
80-84	2.2	0.0	0.3	4.3	0.1
85+	0.9	0.0	0.1	1.7	0.0

4. 가구주의 성, 연령 및 혼인상태별 가구(계속)

Households by Household Head's Sex, Age and Marital Status(Cont'd)

단위 : 가구

Unit : household

[2002년]

연령 Age group	계 Total	혼인상태 By marital status			
		미혼 Single	유배우 Married	사별 Widowed	이혼 Divorced
합계 Both sexes	15,170,029	1,691,428	11,127,079	1,677,573	673,949
0-14	1,522	1,522	0	0	0
15-19	74,461	72,847	1,612	0	2
20-24	386,613	351,818	33,605	200	990
25-29	991,495	509,747	470,275	1,676	9,797
30-34	1,775,312	359,042	1,363,959	9,017	43,294
35-39	2,047,209	189,205	1,727,265	29,176	101,563
40-44	2,253,294	108,377	1,901,750	76,098	167,069
45-49	1,875,289	51,197	1,556,724	119,867	147,501
50-54	1,437,621	22,465	1,163,427	157,001	94,728
55-59	1,202,193	11,529	938,000	196,817	55,847
60-64	1,108,173	6,653	810,963	260,297	30,260
65-69	888,194	3,759	583,701	286,460	14,274
70-74	583,792	1,851	325,771	250,513	5,657
75-79	343,001	903	166,615	173,289	2,194
80-84	149,221	338	64,975	83,294	614
85+	52,639	175	18,437	33,868	159
남자 Male	12,143,272	1,021,959	10,572,285	246,402	302,626
0-14	769	769	0	0	0
15-19	36,268	35,173	1,095	0	0
20-24	175,007	148,813	25,900	58	236
25-29	758,402	322,684	432,590	308	2,820
30-34	1,567,100	254,204	1,297,100	1,435	14,361
35-39	1,820,929	133,212	1,643,024	4,745	39,948
40-44	1,949,972	72,045	1,793,762	12,441	71,724
45-49	1,584,691	31,178	1,465,073	19,097	69,343
50-54	1,188,444	12,417	1,103,547	23,972	48,508
55-59	963,758	6,034	898,687	29,495	29,542
60-64	840,724	3,001	783,693	38,342	15,688
65-69	614,801	1,443	567,556	38,998	6,804
70-74	351,618	580	316,735	31,892	2,411
75-79	188,089	261	162,573	24,332	923
80-84	77,728	94	63,056	14,321	257
85+	24,972	51	17,894	6,966	61
여자 Female	3,026,757	669,469	554,794	1,431,171	371,323
0-14	753	753	0	0	0
15-19	38,193	37,674	517	0	2
20-24	211,606	203,005	7,705	142	754
25-29	233,093	187,063	37,685	1,368	6,977
30-34	208,212	104,838	66,859	7,582	28,933
35-39	226,280	55,993	84,241	24,431	61,615
40-44	303,322	36,332	107,988	63,657	95,345
45-49	290,598	20,019	91,651	100,770	78,158
50-54	249,177	10,048	59,880	133,029	46,220
55-59	238,435	5,495	39,313	167,322	26,305
60-64	267,449	3,652	27,270	221,955	14,572
65-69	273,393	2,316	16,145	247,462	7,470
70-74	232,174	1,271	9,036	218,621	3,246
75-79	154,912	642	4,042	148,957	1,271
80-84	71,493	244	1,919	68,973	357
85+	27,667	124	543	26,902	98

4. 가구주의 성, 연령 및 혼인상태별 가구(계속)

Households by Household Head's Sex, Age and Marital Status(Cont'd)

단위 : %
Unit : %

연령 Age group	계 Total	혼인상태 By marital status			
		미혼 Single	유배우 Married	사별 Widowed	이혼 Divorced
합계 Both sexes	100.0	100.0	100.0	100.0	100.0
0-14	0.0	0.1	0.0	0.0	0.0
15-19	0.5	4.3	0.0	0.0	0.0
20-24	2.5	20.8	0.3	0.0	0.1
25-29	6.5	30.1	4.2	0.1	1.5
30-34	11.7	21.2	12.3	0.5	6.4
35-39	13.5	11.2	15.5	1.7	15.1
40-44	14.9	6.4	17.1	4.5	24.8
45-49	12.4	3.0	14.0	7.1	21.9
50-54	9.5	1.3	10.5	9.4	14.1
55-59	7.9	0.7	8.4	11.7	8.3
60-64	7.3	0.4	7.3	15.5	4.5
65-69	5.9	0.2	5.2	17.1	2.1
70-74	3.8	0.1	2.9	14.9	0.8
75-79	2.3	0.1	1.5	10.3	0.3
80-84	1.0	0.0	0.6	5.0	0.1
85+	0.3	0.0	0.2	2.0	0.0
남자 Male	100.0	100.0	100.0	100.0	100.0
0-14	0.0	0.1	0.0	0.0	0.0
15-19	0.3	3.4	0.0	0.0	0.0
20-24	1.4	14.6	0.2	0.0	0.1
25-29	6.2	31.6	4.1	0.1	0.9
30-34	12.9	24.9	12.3	0.6	4.7
35-39	15.0	13.0	15.5	1.9	13.2
40-44	16.1	7.0	17.0	5.0	23.7
45-49	13.0	3.1	13.9	7.8	22.9
50-54	9.8	1.2	10.4	9.7	16.0
55-59	7.9	0.6	8.5	12.0	9.8
60-64	6.9	0.3	7.4	15.6	5.2
65-69	5.1	0.1	5.4	15.8	2.2
70-74	2.9	0.1	3.0	12.9	0.8
75-79	1.5	0.0	1.5	9.9	0.3
80-84	0.6	0.0	0.6	5.8	0.1
85+	0.2	0.0	0.2	2.8	0.0
여자 Female	100.0	100.0	100.0	100.0	100.0
0-14	0.0	0.1	0.0	0.0	0.0
15-19	1.3	5.6	0.1	0.0	0.0
20-24	7.0	30.3	1.4	0.0	0.2
25-29	7.7	27.9	6.8	0.1	1.9
30-34	6.9	15.7	12.1	0.5	7.8
35-39	7.5	8.4	15.2	1.7	16.6
40-44	10.0	5.4	19.5	4.4	25.7
45-49	9.6	3.0	16.5	7.0	21.0
50-54	8.2	1.5	10.8	9.3	12.4
55-59	7.9	0.8	7.1	11.7	7.1
60-64	8.8	0.5	4.9	15.5	3.9
65-69	9.0	0.3	2.9	17.3	2.0
70-74	7.7	0.2	1.6	15.3	0.9
75-79	5.1	0.1	0.7	10.4	0.3
80-84	2.4	0.0	0.3	4.8	0.1
85+	0.9	0.0	0.1	1.9	0.0

4. 가구주의 성, 연령 및 혼인상태별 가구(계속)

Households by Household Head's Sex, Age and Marital Status(Cont'd)

단위 : 가구

Unit : household

[2003년]

연령 Age group	계 Total	혼인상태 By marital status			
		미혼 Single	유배우 Married	사별 Widowed	이혼 Divorced
합계 Both sexes	15,465,163	1,803,780	11,197,494	1,722,046	741,843
0-14	1,547	1,547	0	0	0
15-19	72,781	71,335	1,434	0	12
20-24	404,267	372,069	30,967	185	1,046
25-29	953,917	526,341	416,479	1,446	9,651
30-34	1,760,580	391,670	1,315,191	8,156	45,563
35-39	2,018,299	206,947	1,679,148	26,308	105,896
40-44	2,268,629	119,656	1,898,831	71,048	179,094
45-49	1,992,907	59,915	1,643,405	119,925	169,662
50-54	1,472,874	25,653	1,187,021	153,798	106,402
55-59	1,239,912	13,201	965,957	196,694	64,060
60-64	1,124,223	7,449	821,355	261,049	34,370
65-69	930,331	4,233	613,821	296,036	16,241
70-74	630,858	2,115	354,863	267,403	6,477
75-79	367,013	1,021	176,304	187,218	2,470
80-84	167,904	429	72,155	94,610	710
85+	59,121	199	20,563	38,170	189
남자 Male	12,285,112	1,087,698	10,607,127	257,199	333,088
0-14	798	798	0	0	0
15-19	35,508	34,545	961	0	2
20-24	182,493	158,753	23,436	53	251
25-29	708,500	326,509	378,989	267	2,735
30-34	1,536,223	275,382	1,244,721	1,328	14,792
35-39	1,784,417	145,936	1,592,610	4,447	41,424
40-44	1,955,014	80,767	1,786,002	12,016	76,229
45-49	1,677,950	37,384	1,541,849	19,767	78,950
50-54	1,215,353	14,391	1,122,565	24,209	54,188
55-59	994,170	6,971	922,979	30,154	34,066
60-64	852,519	3,443	791,810	39,069	18,197
65-69	646,930	1,659	595,817	41,451	8,003
70-74	382,578	686	344,249	34,789	2,854
75-79	198,771	290	171,545	25,904	1,032
80-84	86,044	124	69,708	15,920	292
85+	27,844	60	19,886	7,825	73
여자 Female	3,180,051	716,082	590,367	1,464,847	408,755
0-14	749	749	0	0	0
15-19	37,273	36,790	473	0	10
20-24	221,774	213,316	7,531	132	795
25-29	245,417	199,832	37,490	1,179	6,916
30-34	224,357	116,288	70,470	6,828	30,771
35-39	233,882	61,011	86,538	21,861	64,472
40-44	313,615	38,889	112,829	59,032	102,865
45-49	314,957	22,531	101,556	100,158	90,712
50-54	257,521	11,262	64,456	129,589	52,214
55-59	245,742	6,230	42,978	166,540	29,994
60-64	271,704	4,006	29,545	221,980	16,173
65-69	283,401	2,574	18,004	254,585	8,238
70-74	248,280	1,429	10,614	232,614	3,623
75-79	168,242	731	4,759	161,314	1,438
80-84	81,860	305	2,447	78,690	418
85+	31,277	139	677	30,345	116

4. 가구주의 성, 연령 및 혼인상태별 가구(계속)

Households by Household Head's Sex, Age and Marital Status(Cont'd)

단위: %
Unit: %

[2003년]

연령 Age group	계 Total	혼인상태 By marital status			
		미혼 Single	유배우 Married	사별 Widowed	이혼 Divorced
합계 Both sexes	100.0	100.0	100.0	100.0	100.0
0-14	0.0	0.1	0.0	0.0	0.0
15-19	0.5	4.0	0.0	0.0	0.0
20-24	2.6	20.6	0.3	0.0	0.1
25-29	6.2	29.2	3.7	0.1	1.3
30-34	11.4	21.7	11.7	0.5	6.1
35-39	13.1	11.5	15.0	1.5	14.3
40-44	14.7	6.6	17.0	4.1	24.1
45-49	12.9	3.3	14.7	7.0	22.9
50-54	9.5	1.4	10.6	8.9	14.3
55-59	8.0	0.7	8.6	11.4	8.6
60-64	7.3	0.4	7.3	15.2	4.6
65-69	6.0	0.2	5.5	17.2	2.2
70-74	4.1	0.1	3.2	15.5	0.9
75-79	2.4	0.1	1.6	10.9	0.3
80-84	1.1	0.0	0.6	5.5	0.1
85+	0.4	0.0	0.2	2.2	0.0
남자 Male	100.0	100.0	100.0	100.0	100.0
0-14	0.0	0.1	0.0	0.0	0.0
15-19	0.3	3.2	0.0	0.0	0.0
20-24	1.5	14.6	0.2	0.0	0.1
25-29	5.8	30.0	3.6	0.1	0.8
30-34	12.5	25.3	11.7	0.5	4.4
35-39	14.5	13.4	15.0	1.7	12.4
40-44	15.9	7.4	16.8	4.7	22.9
45-49	13.7	3.4	14.5	7.7	23.7
50-54	9.9	1.3	10.6	9.4	16.3
55-59	8.1	0.6	8.7	11.7	10.2
60-64	6.9	0.3	7.5	15.2	5.5
65-69	5.3	0.2	5.6	16.1	2.4
70-74	3.1	0.1	3.2	13.5	0.9
75-79	1.6	0.0	1.6	10.1	0.3
80-84	0.7	0.0	0.7	6.2	0.1
85+	0.2	0.0	0.2	3.0	0.0
여자 Female	100.0	100.0	100.0	100.0	100.0
0-14	0.0	0.1	0.0	0.0	0.0
15-19	1.2	5.1	0.1	0.0	0.0
20-24	7.0	29.8	1.3	0.0	0.2
25-29	7.7	27.9	6.4	0.1	1.7
30-34	7.1	16.2	11.9	0.5	7.5
35-39	7.4	8.5	14.7	1.5	15.8
40-44	9.9	5.4	19.1	4.0	25.2
45-49	9.9	3.1	17.2	6.8	22.2
50-54	8.1	1.6	10.9	8.8	12.8
55-59	7.7	0.9	7.3	11.4	7.3
60-64	8.5	0.6	5.0	15.2	4.0
65-69	8.9	0.4	3.0	17.4	2.0
70-74	7.8	0.2	1.8	15.9	0.9
75-79	5.3	0.1	0.8	11.0	0.4
80-84	2.6	0.0	0.4	5.4	0.1
85+	1.0	0.0	0.1	2.1	0.0

4. 가구주의 성, 연령 및 혼인상태별 가구(계속)

Households by Household Head's Sex, Age and Marital Status(Cont'd)

단위 : 가구

Unit : household

[2004년]

연령 Age group	계 Total	혼인상태 By marital status			
		미혼 Single	유배우 Married	사별 Widowed	이혼 Divorced
합계 Both sexes	15,720,436	1,907,090	11,236,093	1,766,831	810,422
0-14	1,603	1,603	0	0	0
15-19	72,699	71,367	1,312	0	20
20-24	411,890	383,874	26,770	168	1,078
25-29	930,336	548,160	371,467	1,235	9,474
30-34	1,708,907	416,977	1,237,689	7,160	47,081
35-39	2,004,879	225,808	1,643,819	23,860	111,392
40-44	2,242,279	128,848	1,860,576	64,637	188,218
45-49	2,085,578	68,908	1,704,829	118,964	192,877
50-54	1,552,726	29,451	1,250,441	152,420	120,414
55-59	1,290,610	15,007	1,004,054	198,715	72,834
60-64	1,126,188	8,124	821,879	258,296	37,889
65-69	962,104	4,680	635,995	303,341	18,088
70-74	681,500	2,387	387,206	284,633	7,274
75-79	396,084	1,159	188,722	203,437	2,766
80-84	186,885	513	78,438	107,130	804
85+	66,168	224	22,896	42,835	213
남자 Male	12,397,100	1,148,789	10,616,513	268,036	363,762
0-14	841	841	0	0	0
15-19	35,695	34,808	881	0	6
20-24	185,530	165,366	19,851	48	265
25-29	671,215	333,083	335,253	241	2,638
30-34	1,473,694	291,677	1,165,810	1,201	15,006
35-39	1,760,750	159,175	1,554,396	4,161	43,018
40-44	1,925,126	88,317	1,745,736	11,416	79,657
45-49	1,746,583	43,788	1,593,798	20,282	88,715
50-54	1,283,180	16,727	1,180,648	24,783	61,022
55-59	1,035,536	7,970	957,412	31,196	38,958
60-64	854,362	3,826	790,745	39,336	20,455
65-69	670,731	1,863	616,243	43,458	9,167
70-74	416,973	811	374,983	37,878	3,301
75-79	212,355	323	183,203	27,691	1,138
80-84	93,524	145	75,459	17,593	327
85+	31,005	69	22,095	8,752	89
여자 Female	3,323,336	758,301	619,580	1,498,795	446,660
0-14	762	762	0	0	0
15-19	37,004	36,559	431	0	14
20-24	226,360	218,508	6,919	120	813
25-29	259,121	215,077	36,214	994	6,836
30-34	235,213	125,300	71,879	5,959	32,075
35-39	244,129	66,633	89,423	19,699	68,374
40-44	317,153	40,531	114,840	53,221	108,561
45-49	338,995	25,120	111,031	98,682	104,162
50-54	269,546	12,724	69,793	127,637	59,392
55-59	255,074	7,037	46,642	167,519	33,876
60-64	271,826	4,298	31,134	218,960	17,434
65-69	291,373	2,817	19,752	259,883	8,921
70-74	264,527	1,576	12,223	246,755	3,973
75-79	183,729	836	5,519	175,746	1,628
80-84	93,361	368	2,979	89,537	477
85+	35,163	155	801	34,083	124

4. 가구주의 성, 연령 및 혼인상태별 가구(계속)

Households by Household Head's Sex, Age and Marital Status(Cont'd)

단위: %
Unit: %

[2004년]

연령 Age group	계 Total	혼인상태 By marital status			
		미혼 Single	유배우 Married	사별 Widowed	이혼 Divorced
합계 Both sexes	100.0	100.0	100.0	100.0	100.0
0-14	0.0	0.1	0.0	0.0	0.0
15-19	0.5	3.7	0.0	0.0	0.0
20-24	2.6	20.1	0.2	0.0	0.1
25-29	5.9	28.7	3.3	0.1	1.2
30-34	10.9	21.9	11.0	0.4	5.8
35-39	12.8	11.8	14.6	1.4	13.7
40-44	14.3	6.8	16.6	3.7	23.2
45-49	13.3	3.6	15.2	6.7	23.8
50-54	9.9	1.5	11.1	8.6	14.9
55-59	8.2	0.8	8.9	11.2	9.0
60-64	7.2	0.4	7.3	14.6	4.7
65-69	6.1	0.2	5.7	17.2	2.2
70-74	4.3	0.1	3.4	16.1	0.9
75-79	2.5	0.1	1.7	11.5	0.3
80-84	1.2	0.0	0.7	6.1	0.1
85+	0.4	0.0	0.2	2.4	0.0
남자 Male	100.0	100.0	100.0	100.0	100.0
0-14	0.0	0.1	0.0	0.0	0.0
15-19	0.3	3.0	0.0	0.0	0.0
20-24	1.5	14.4	0.2	0.0	0.1
25-29	5.4	29.0	3.2	0.1	0.7
30-34	11.9	25.4	11.0	0.4	4.1
35-39	14.2	13.9	14.6	1.6	11.8
40-44	15.5	7.7	16.4	4.3	21.9
45-49	14.1	3.8	15.0	7.6	24.4
50-54	10.4	1.5	11.1	9.2	16.8
55-59	8.4	0.7	9.0	11.6	10.7
60-64	6.9	0.3	7.4	14.7	5.6
65-69	5.4	0.2	5.8	16.2	2.5
70-74	3.4	0.1	3.5	14.1	0.9
75-79	1.7	0.0	1.7	10.3	0.3
80-84	0.8	0.0	0.7	6.6	0.1
85+	0.3	0.0	0.2	3.3	0.0
여자 Female	100.0	100.0	100.0	100.0	100.0
0-14	0.0	0.1	0.0	0.0	0.0
15-19	1.1	4.8	0.1	0.0	0.0
20-24	6.8	28.8	1.1	0.0	0.2
25-29	7.8	28.4	5.8	0.1	1.5
30-34	7.1	16.5	11.6	0.4	7.2
35-39	7.3	8.8	14.4	1.3	15.3
40-44	9.5	5.3	18.5	3.6	24.3
45-49	10.2	3.3	17.9	6.6	23.3
50-54	8.1	1.7	11.3	8.5	13.3
55-59	7.7	0.9	7.5	11.2	7.6
60-64	8.2	0.6	5.0	14.6	3.9
65-69	8.8	0.4	3.2	17.3	2.0
70-74	8.0	0.2	2.0	16.5	0.9
75-79	5.5	0.1	0.9	11.7	0.4
80-84	2.8	0.0	0.5	6.0	0.1
85+	1.1	0.0	0.1	2.3	0.0

4. 가구주의 성, 연령 및 혼인상태별 가구(계속)

Households by Household Head's Sex, Age and Marital Status(Cont'd)

단위 : 가구

Unit : household

【2005년】

연령 Age group	계 Total	혼인상태 By marital status			
		미혼 Single	유배우 Married	사별 Widowed	이혼 Divorced
합계 Both sexes	15,971,010	1,995,428	11,268,451	1,817,136	889,995
0-14	1,661	1,661	0	0	0
15-19	70,407	69,129	1,232	0	46
20-24	411,015	387,839	21,958	146	1,072
25-29	914,847	578,149	326,219	1,068	9,411
30-34	1,642,710	430,753	1,158,118	6,162	47,677
35-39	1,992,875	245,228	1,607,834	22,058	117,755
40-44	2,210,756	135,966	1,820,338	58,862	195,590
45-49	2,173,069	76,770	1,764,528	116,408	215,363
50-54	1,646,824	34,276	1,315,571	155,324	141,653
55-59	1,345,817	16,899	1,042,067	202,575	84,276
60-64	1,128,782	8,754	822,241	254,968	42,819
65-69	991,520	5,164	657,658	307,527	21,171
70-74	734,945	2,702	419,773	303,681	8,789
75-79	428,330	1,308	200,990	222,797	3,235
80-84	203,791	588	84,692	117,611	900
85+	73,661	242	25,232	47,949	238
남자 Male	12,503,571	1,201,134	10,625,329	280,133	396,975
0-14	884	884	0	0	0
15-19	34,894	34,109	773	0	12
20-24	184,331	167,799	16,227	41	264
25-29	639,217	344,951	291,471	216	2,579
30-34	1,402,716	299,924	1,086,860	1,066	14,866
35-39	1,738,092	173,170	1,516,146	3,919	44,857
40-44	1,892,728	94,442	1,705,426	10,752	82,108
45-49	1,812,747	49,504	1,645,705	20,363	97,175
50-54	1,355,027	19,552	1,238,698	26,149	70,628
55-59	1,078,349	9,002	991,806	32,660	44,881
60-64	856,584	4,193	789,629	39,685	23,077
65-69	694,514	2,063	636,624	45,123	10,704
70-74	452,055	938	405,680	41,416	4,021
75-79	226,598	359	194,818	30,085	1,336
80-84	100,565	168	81,167	18,866	364
85+	34,270	76	24,299	9,792	103
여자 Female	3,467,439	794,294	643,122	1,537,003	493,020
0-14	777	777	0	0	0
15-19	35,513	35,020	459	0	34
20-24	226,684	220,040	5,731	105	808
25-29	275,630	233,198	34,748	852	6,832
30-34	239,994	130,829	71,258	5,096	32,811
35-39	254,783	72,058	91,688	18,139	72,898
40-44	318,028	41,524	114,912	48,110	113,482
45-49	360,322	27,266	118,823	96,045	118,188
50-54	291,797	14,724	76,873	129,175	71,025
55-59	267,468	7,897	50,261	169,915	39,395
60-64	272,198	4,561	32,612	215,283	19,742
65-69	297,006	3,101	21,034	262,404	10,467
70-74	282,890	1,764	14,093	262,265	4,768
75-79	201,732	949	6,172	192,712	1,899
80-84	103,226	420	3,525	98,745	536
85+	39,391	166	933	38,157	135

4. 가구의 성, 연령 및 혼인상태별 가구(계속)

Households by Household Head's Sex, Age and Marital Status(Cont'd)

단위 : %
Unit : %

【2005년】

연령 Age group	계 Total	혼인상태 By marital status			
		미혼 Single	유배우 Married	사별 Widowed	이혼 Divorced
합계 Both sexes	100.0	100.0	100.0	100.0	100.0
0-14	0.0	0.1	0.0	0.0	0.0
15-19	0.4	3.5	0.0	0.0	0.0
20-24	2.6	19.4	0.2	0.0	0.1
25-29	5.7	29.0	2.9	0.1	1.1
30-34	10.3	21.6	10.3	0.3	5.4
35-39	12.5	12.3	14.3	1.2	13.2
40-44	13.8	6.8	16.2	3.2	22.0
45-49	13.6	3.8	15.7	6.4	24.2
50-54	10.3	1.7	11.7	8.5	15.9
55-59	8.4	0.8	9.2	11.1	9.5
60-64	7.1	0.4	7.3	14.0	4.8
65-69	6.2	0.3	5.8	16.9	2.4
70-74	4.6	0.1	3.7	16.7	1.0
75-79	2.7	0.1	1.8	12.3	0.4
80-84	1.3	0.0	0.8	6.5	0.1
85+	0.5	0.0	0.2	2.6	0.0
남자 Male	100.0	100.0	100.0	100.0	100.0
0-14	0.0	0.1	0.0	0.0	0.0
15-19	0.3	2.8	0.0	0.0	0.0
20-24	1.5	14.0	0.2	0.0	0.1
25-29	5.1	28.7	2.7	0.1	0.6
30-34	11.2	25.0	10.2	0.4	3.7
35-39	13.9	14.4	14.3	1.4	11.3
40-44	15.1	7.9	16.1	3.8	20.7
45-49	14.5	4.1	15.5	7.3	24.5
50-54	10.8	1.6	11.7	9.3	17.8
55-59	8.6	0.7	9.3	11.7	11.3
60-64	6.9	0.3	7.4	14.2	5.8
65-69	5.6	0.2	6.0	16.1	2.7
70-74	3.6	0.1	3.8	14.8	1.0
75-79	1.8	0.0	1.8	10.7	0.3
80-84	0.8	0.0	0.8	6.7	0.1
85+	0.3	0.0	0.2	3.5	0.0
여자 Female	100.0	100.0	100.0	100.0	100.0
0-14	0.0	0.1	0.0	0.0	0.0
15-19	1.0	4.4	0.1	0.0	0.0
20-24	6.5	27.7	0.9	0.0	0.2
25-29	7.9	29.4	5.4	0.1	1.4
30-34	6.9	16.5	11.1	0.3	6.7
35-39	7.3	9.1	14.3	1.2	14.8
40-44	9.2	5.2	17.9	3.1	23.0
45-49	10.4	3.4	18.5	6.2	24.0
50-54	8.4	1.9	12.0	8.4	14.4
55-59	7.7	1.0	7.8	11.1	8.0
60-64	7.9	0.6	5.1	14.0	4.0
65-69	8.6	0.4	3.3	17.1	2.1
70-74	8.2	0.2	2.2	17.1	1.0
75-79	5.8	0.1	1.0	12.5	0.4
80-84	3.0	0.1	0.5	6.4	0.1
85+	1.1	0.0	0.1	2.5	0.0

4. 가구주의 성, 연령 및 혼인상태별 가구(계속)

Households by Household Head's Sex, Age and Marital Status(Cont'd)

단위 : 가구

Unit : household

【2006년】

연령 Age group	계 Total	혼인상태 By marital status			
		미혼 Single	유배우 Married	사별 Widowed	이혼 Divorced
합계 Both sexes	16,158,334	2,063,548	11,302,122	1,817,358	975,306
0-14	1,657	1,657	0	0	0
15-19	69,854	68,890	907	0	57
20-24	392,161	370,644	19,427	107	1,983
25-29	896,065	596,759	285,237	931	13,138
30-34	1,580,466	437,327	1,083,491	5,412	54,236
35-39	2,013,016	275,433	1,591,113	19,789	126,681
40-44	2,182,620	147,500	1,780,993	53,355	200,772
45-49	2,247,436	86,524	1,817,364	107,930	235,618
50-54	1,737,317	40,340	1,381,624	152,374	162,979
55-59	1,361,284	18,494	1,051,973	197,767	93,050
60-64	1,125,490	9,279	819,402	249,127	47,682
65-69	1,017,337	5,623	682,652	304,892	24,170
70-74	772,966	2,826	452,315	307,937	9,888
75-79	457,962	1,365	217,193	235,740	3,664
80-84	219,868	608	91,084	127,073	1,103
85+	82,835	279	27,347	54,924	285
남자 Male	12,611,741	1,237,903	10,649,968	280,253	443,617
0-14	879	879	0	0	0
15-19	34,128	33,591	526	0	11
20-24	174,476	160,196	13,909	17	354
25-29	603,405	346,750	253,038	167	3,450
30-34	1,336,509	301,960	1,015,643	888	18,018
35-39	1,744,374	193,038	1,498,243	3,443	49,650
40-44	1,868,289	103,488	1,668,092	9,625	87,084
45-49	1,876,395	56,643	1,693,796	18,832	107,124
50-54	1,429,431	23,073	1,298,345	26,286	81,727
55-59	1,091,871	9,914	1,000,246	31,546	50,165
60-64	855,365	4,442	786,622	38,067	26,234
65-69	720,708	2,338	660,260	45,263	12,847
70-74	486,021	959	436,886	43,368	4,808
75-79	243,934	373	210,162	31,839	1,560
80-84	107,869	173	87,554	19,676	466
85+	38,087	86	26,646	11,236	119
여자 Female	3,546,593	825,645	652,154	1,537,105	531,689
0-14	778	778	0	0	0
15-19	35,726	35,299	381	0	46
20-24	217,685	210,448	5,518	90	1,629
25-29	292,660	250,009	32,199	764	9,688
30-34	243,957	135,367	67,848	4,524	36,218
35-39	268,642	82,395	92,870	16,346	77,031
40-44	314,331	44,012	112,901	43,730	113,688
45-49	371,041	29,881	123,568	89,098	128,494
50-54	307,886	17,267	83,279	126,088	81,252
55-59	269,413	8,580	51,727	166,221	42,885
60-64	270,125	4,837	32,780	211,060	21,448
65-69	296,629	3,285	22,392	259,629	11,323
70-74	286,945	1,867	15,429	264,569	5,080
75-79	214,028	992	7,031	203,901	2,104
80-84	111,999	435	3,530	107,397	637
85+	44,748	193	701	43,688	166

4. 가구주의 성, 연령 및 혼인상태별 가구(계속)

Households by Household Head's Sex, Age and Marital Status(Cont'd)

단위 : %
Unit : %

【2006년】

연령 Age group	계 Total	혼인상태 By marital status			
		미혼 Single	유배우 Married	사별 Widowed	이혼 Divorced
합계 Both sexes	100.0	100.0	100.0	100.0	100.0
0-14	0.0	0.1	0.0	0.0	0.0
15-19	0.4	3.3	0.0	0.0	0.0
20-24	2.4	18.0	0.2	0.0	0.2
25-29	5.5	28.9	2.5	0.1	1.3
30-34	9.8	21.2	9.6	0.3	5.6
35-39	12.5	13.3	14.1	1.1	13.0
40-44	13.5	7.1	15.8	2.9	20.6
45-49	13.9	4.2	16.1	5.9	24.2
50-54	10.8	2.0	12.2	8.4	16.7
55-59	8.4	0.9	9.3	10.9	9.5
60-64	7.0	0.4	7.2	13.7	4.9
65-69	6.3	0.3	6.0	16.8	2.5
70-74	4.8	0.1	4.0	16.9	1.0
75-79	2.8	0.1	1.9	13.0	0.4
80-84	1.4	0.0	0.8	7.0	0.1
85+	0.5	0.0	0.2	3.0	0.0
남자 Male	100.0	100.0	100.0	100.0	100.0
0-14	0.0	0.1	0.0	0.0	0.0
15-19	0.3	2.7	0.0	0.0	0.0
20-24	1.4	12.9	0.1	0.0	0.1
25-29	4.8	28.0	2.4	0.1	0.8
30-34	10.6	24.4	9.5	0.3	4.1
35-39	13.8	15.6	14.1	1.2	11.2
40-44	14.8	8.4	15.7	3.4	19.6
45-49	14.9	4.6	15.9	6.7	24.1
50-54	11.3	1.9	12.2	9.4	18.4
55-59	8.7	0.8	9.4	11.3	11.3
60-64	6.8	0.4	7.4	13.6	5.9
65-69	5.7	0.2	6.2	16.2	2.9
70-74	3.9	0.1	4.1	15.5	1.1
75-79	1.9	0.0	2.0	11.4	0.4
80-84	0.9	0.0	0.8	7.0	0.1
85+	0.3	0.0	0.3	4.0	0.0
여자 Female	100.0	100.0	100.0	100.0	100.0
0-14	0.0	0.1	0.0	0.0	0.0
15-19	1.0	4.3	0.1	0.0	0.0
20-24	6.1	25.5	0.8	0.0	0.3
25-29	8.3	30.3	4.9	0.0	1.8
30-34	6.9	16.4	10.4	0.3	6.8
35-39	7.6	10.0	14.2	1.1	14.5
40-44	8.9	5.3	17.3	2.8	21.4
45-49	10.5	3.6	18.9	5.8	24.2
50-54	8.7	2.1	12.8	8.2	15.3
55-59	7.6	1.0	7.9	10.8	8.1
60-64	7.6	0.6	5.0	13.7	4.0
65-69	8.4	0.4	3.4	16.9	2.1
70-74	8.1	0.2	2.4	17.2	1.0
75-79	6.0	0.1	1.1	13.3	0.4
80-84	3.2	0.1	0.5	7.0	0.1
85+	1.3	0.0	0.1	2.8	0.0

4. 가구주의 성, 연령 및 혼인상태별 가구(계속)

Households by Household Head's Sex, Age and Marital Status(Cont'd)

단위 : 가구

Unit : household

[2007년]

연령 Age group	계 Total	혼인상태 By marital status			
		미혼 Single	유배우 Married	사별 Widowed	이혼 Divorced
합계 Both sexes	16,417,423	2,123,367	11,413,559	1,818,071	1,062,426
0-14	1,660	1,660	0	0	0
15-19	68,552	67,737	760	0	55
20-24	369,818	350,557	17,024	91	2,146
25-29	903,894	620,654	267,985	822	14,433
30-34	1,519,119	437,912	1,020,258	4,707	56,242
35-39	2,037,640	302,394	1,583,258	17,558	134,430
40-44	2,150,474	159,883	1,736,728	47,886	205,977
45-49	2,294,919	94,754	1,846,666	99,485	254,014
50-54	1,855,493	46,440	1,471,988	149,461	187,604
55-59	1,399,535	20,224	1,080,864	193,001	105,446
60-64	1,143,393	9,922	834,590	243,323	55,558
65-69	1,043,506	6,091	706,138	302,307	28,970
70-74	808,309	2,867	481,517	312,234	11,691
75-79	492,360	1,412	237,941	248,722	4,285
80-84	236,044	573	97,648	136,570	1,253
85+	92,707	287	30,194	61,904	322
남자 Male	12,795,140	1,273,266	10,751,440	280,861	489,573
0-14	888	888	0	0	0
15-19	33,772	33,364	400	0	8
20-24	163,507	151,146	11,981	20	360
25-29	598,342	357,422	237,045	148	3,727
30-34	1,274,871	299,151	955,853	750	19,117
35-39	1,756,457	209,735	1,489,786	3,007	53,929
40-44	1,837,984	112,265	1,625,637	8,535	91,547
45-49	1,915,700	62,714	1,719,453	17,338	116,195
50-54	1,529,720	26,795	1,382,602	26,458	93,865
55-59	1,124,840	10,842	1,026,994	30,472	56,532
60-64	872,407	4,745	800,818	36,488	30,356
65-69	746,137	2,561	682,628	45,446	15,502
70-74	516,830	999	464,627	45,362	5,842
75-79	265,928	395	230,001	33,630	1,902
80-84	115,216	156	93,987	20,522	551
85+	42,541	88	29,628	12,685	140
여자 Female	3,622,283	850,101	662,119	1,537,210	572,853
0-14	772	772	0	0	0
15-19	34,780	34,373	360	0	47
20-24	206,311	199,411	5,043	71	1,786
25-29	305,552	263,232	30,940	674	10,706
30-34	244,248	138,761	64,405	3,957	37,125
35-39	281,183	92,659	93,472	14,551	80,501
40-44	312,490	47,618	111,091	39,351	114,430
45-49	379,219	32,040	127,213	82,147	137,819
50-54	325,773	19,645	89,386	123,003	93,739
55-59	274,695	9,382	53,870	162,529	48,914
60-64	270,986	5,177	33,772	206,835	25,202
65-69	297,369	3,530	23,510	256,861	13,468
70-74	291,479	1,868	16,890	266,872	5,849
75-79	226,432	1,017	7,940	215,092	2,383
80-84	120,828	417	3,661	116,048	702
85+	50,166	199	566	49,219	182

4. 가구주의 성, 연령 및 혼인상태별 가구(계속)

Households by Household Head's Sex, Age and Marital Status(Cont'd)

단위 : %
Unit : %

【2007년】

연령 Age group	계 Total	혼인상태 By marital status			
		미혼 Single	유배우 Married	사별 Widowed	이혼 Divorced
합계 Both sexes	100.0	100.0	100.0	100.0	100.0
0-14	0.0	0.1	0.0	0.0	0.0
15-19	0.4	3.2	0.0	0.0	0.0
20-24	2.3	16.5	0.1	0.0	0.2
25-29	5.5	29.2	2.3	0.0	1.4
30-34	9.3	20.6	8.9	0.3	5.3
35-39	12.4	14.2	13.9	1.0	12.7
40-44	13.1	7.5	15.2	2.6	19.4
45-49	14.0	4.5	16.2	5.5	23.9
50-54	11.3	2.2	12.9	8.2	17.7
55-59	8.5	1.0	9.5	10.6	9.9
60-64	7.0	0.5	7.3	13.4	5.2
65-69	6.4	0.3	6.2	16.6	2.7
70-74	4.9	0.1	4.2	17.2	1.1
75-79	3.0	0.1	2.1	13.7	0.4
80-84	1.4	0.0	0.9	7.5	0.1
85+	0.6	0.0	0.3	3.4	0.0
남자 Male	100.0	100.0	100.0	100.0	100.0
0-14	0.0	0.1	0.0	0.0	0.0
15-19	0.3	2.6	0.0	0.0	0.0
20-24	1.3	11.9	0.1	0.0	0.1
25-29	4.7	28.1	2.2	0.1	0.8
30-34	10.0	23.5	8.9	0.3	3.9
35-39	13.7	16.5	13.9	1.1	11.0
40-44	14.4	8.8	15.1	3.0	18.7
45-49	15.0	4.9	16.0	6.2	23.7
50-54	12.0	2.1	12.9	9.4	19.2
55-59	8.8	0.9	9.6	10.8	11.5
60-64	6.8	0.4	7.4	13.0	6.2
65-69	5.8	0.2	6.3	16.2	3.2
70-74	4.0	0.1	4.3	16.2	1.2
75-79	2.1	0.0	2.1	12.0	0.4
80-84	0.9	0.0	0.9	7.3	0.1
85+	0.3	0.0	0.3	4.5	0.0
여자 Female	100.0	100.0	100.0	100.0	100.0
0-14	0.0	0.1	0.0	0.0	0.0
15-19	1.0	4.0	0.1	0.0	0.0
20-24	5.7	23.5	0.8	0.0	0.3
25-29	8.4	31.0	4.7	0.0	1.9
30-34	6.7	16.3	9.7	0.3	6.5
35-39	7.8	10.9	14.1	0.9	14.1
40-44	8.6	5.6	16.8	2.6	20.0
45-49	10.5	3.8	19.2	5.3	24.1
50-54	9.0	2.3	13.5	8.0	16.4
55-59	7.6	1.1	8.1	10.6	8.5
60-64	7.5	0.6	5.1	13.5	4.4
65-69	8.2	0.4	3.6	16.7	2.4
70-74	8.0	0.2	2.6	17.4	1.0
75-79	6.3	0.1	1.2	14.0	0.4
80-84	3.3	0.0	0.6	7.5	0.1
85+	1.4	0.0	0.1	3.2	0.0

4. 가구주의 성, 연령 및 혼인상태별 가구(계속)

Households by Household Head's Sex, Age and Marital Status(Cont'd)

단위 : 가구

Unit : household

【2008년】

연령 Age group	계 Total	혼인상태 By marital status			
		미혼 Single	유배우 Married	사별 Widowed	이혼 Divorced
합계 Both sexes	16,673,162	2,168,438	11,541,544	1,819,062	1,144,118
0-14	1,639	1,639	0	0	0
15-19	68,957	68,359	565	0	33
20-24	349,993	332,463	15,347	50	2,133
25-29	902,549	630,539	256,650	715	14,645
30-34	1,469,253	436,216	973,072	4,001	55,964
35-39	2,052,193	323,228	1,574,133	15,456	139,376
40-44	2,129,605	175,159	1,700,497	42,669	211,280
45-49	2,314,300	102,563	1,852,888	91,080	267,769
50-54	1,975,806	53,010	1,562,768	146,058	213,970
55-59	1,443,392	22,603	1,112,476	189,056	119,257
60-64	1,180,163	10,870	866,014	238,199	65,080
65-69	1,059,314	6,471	719,753	299,202	33,888
70-74	839,677	3,016	507,484	315,321	13,856
75-79	530,197	1,430	261,588	262,134	5,045
80-84	252,915	575	104,737	146,138	1,465
85+	103,209	297	33,572	68,983	357
남자 Male	12,984,449	1,299,866	10,868,719	281,787	534,077
0-14	873	873	0	0	0
15-19	34,278	34,033	243	0	2
20-24	154,404	143,406	10,651	8	339
25-29	592,241	362,173	226,177	128	3,763
30-34	1,226,103	294,519	911,653	627	19,304
35-39	1,762,160	221,331	1,480,966	2,707	57,156
40-44	1,815,081	122,148	1,590,031	7,696	95,206
45-49	1,932,466	68,517	1,723,885	15,882	124,182
50-54	1,631,431	31,131	1,467,129	26,139	107,032
55-59	1,161,830	12,039	1,056,153	30,223	63,415
60-64	906,965	5,231	830,775	35,594	35,365
65-69	761,334	2,754	695,319	45,114	18,147
70-74	543,397	1,052	489,185	46,151	7,009
75-79	291,207	406	252,633	35,848	2,320
80-84	123,124	163	100,842	21,439	680
85+	47,555	90	33,077	14,231	157
여자 Female	3,688,713	868,572	672,825	1,537,275	610,041
0-14	766	766	0	0	0
15-19	34,679	34,326	322	0	31
20-24	195,589	189,057	4,696	42	1,794
25-29	310,308	268,366	30,473	587	10,882
30-34	243,150	141,697	61,419	3,374	36,660
35-39	290,033	101,897	93,167	12,749	82,220
40-44	314,524	53,011	110,466	34,973	116,074
45-49	381,834	34,046	129,003	75,198	143,587
50-54	344,375	21,879	95,639	119,919	106,938
55-59	281,562	10,564	56,323	158,833	55,842
60-64	273,198	5,639	35,239	202,605	29,715
65-69	297,980	3,717	24,434	254,088	15,741
70-74	296,280	1,964	18,299	269,170	6,847
75-79	238,990	1,024	8,955	226,286	2,725
80-84	129,791	412	3,895	124,699	785
85+	55,654	207	495	54,752	200

4. 가구주의 성, 연령 및 혼인상태별 가구(계속)

Households by Household Head's Sex, Age and Marital Status(Cont'd)

단위 : %
Unit : %

【2008년】

연령 Age group	계 Total	혼인상태 By marital status			
		미혼 Single	유배우 Married	사별 Widowed	이혼 Divorced
합계 Both sexes	100.0	100.0	100.0	100.0	100.0
0-14	0.0	0.1	0.0	0.0	0.0
15-19	0.4	3.2	0.0	0.0	0.0
20-24	2.1	15.3	0.1	0.0	0.2
25-29	5.4	29.1	2.2	0.0	1.3
30-34	8.8	20.1	8.4	0.2	4.9
35-39	12.3	14.9	13.6	0.8	12.2
40-44	12.8	8.1	14.7	2.3	18.5
45-49	13.9	4.7	16.1	5.0	23.4
50-54	11.9	2.4	13.5	8.0	18.7
55-59	8.7	1.0	9.6	10.4	10.4
60-64	7.1	0.5	7.5	13.1	5.7
65-69	6.4	0.3	6.2	16.4	3.0
70-74	5.0	0.1	4.4	17.3	1.2
75-79	3.2	0.1	2.3	14.4	0.4
80-84	1.5	0.0	0.9	8.0	0.1
85+	0.6	0.0	0.3	3.8	0.0
남자 Male	100.0	100.0	100.0	100.0	100.0
0-14	0.0	0.1	0.0	0.0	0.0
15-19	0.3	2.6	0.0	0.0	0.0
20-24	1.2	11.0	0.1	0.0	0.1
25-29	4.6	27.9	2.1	0.0	0.7
30-34	9.4	22.7	8.4	0.2	3.6
35-39	13.6	17.0	13.6	1.0	10.7
40-44	14.0	9.4	14.6	2.7	17.8
45-49	14.9	5.3	15.9	5.6	23.3
50-54	12.6	2.4	13.5	9.3	20.0
55-59	8.9	0.9	9.7	10.7	11.9
60-64	7.0	0.4	7.6	12.6	6.6
65-69	5.9	0.2	6.4	16.0	3.4
70-74	4.2	0.1	4.5	16.4	1.3
75-79	2.2	0.0	2.3	12.7	0.4
80-84	0.9	0.0	0.9	7.6	0.1
85+	0.4	0.0	0.3	5.1	0.0
여자 Female	100.0	100.0	100.0	100.0	100.0
0-14	0.0	0.1	0.0	0.0	0.0
15-19	0.9	4.0	0.0	0.0	0.0
20-24	5.3	21.8	0.7	0.0	0.3
25-29	8.4	30.9	4.5	0.0	1.8
30-34	6.6	16.3	9.1	0.2	6.0
35-39	7.9	11.7	13.8	0.8	13.5
40-44	8.5	6.1	16.4	2.3	19.0
45-49	10.4	3.9	19.2	4.9	23.5
50-54	9.3	2.5	14.2	7.8	17.5
55-59	7.6	1.2	8.4	10.3	9.2
60-64	7.4	0.6	5.2	13.2	4.9
65-69	8.1	0.4	3.6	16.5	2.6
70-74	8.0	0.2	2.7	17.5	1.1
75-79	6.5	0.1	1.3	14.7	0.4
80-84	3.5	0.0	0.6	8.1	0.1
85+	1.5	0.0	0.1	3.6	0.0

4. 가구주의 성, 연령 및 혼인상태별 가구(계속)

Households by Household Head's Sex, Age and Marital Status(Cont'd)

단위 : 가구

Unit : household

[2009년]

연령 Age group	계 Total	혼인상태 By marital status			
		미혼 Single	유배우 Married	사별 Widowed	이혼 Divorced
합계 Both sexes	16,916,966	2,213,377	11,673,705	1,820,326	1,209,558
0-14	1,596	1,596	0	0	0
15-19	70,223	69,660	532	0	31
20-24	336,113	319,770	14,266	26	2,051
25-29	884,789	624,048	246,041	603	14,097
30-34	1,434,656	445,570	931,492	3,348	54,246
35-39	2,042,516	338,596	1,550,919	13,373	139,628
40-44	2,129,625	193,608	1,684,308	37,506	214,203
45-49	2,305,056	110,804	1,836,787	82,848	274,617
50-54	2,090,059	59,885	1,650,162	142,590	237,422
55-59	1,508,265	25,604	1,162,362	185,320	134,979
60-64	1,228,714	12,057	907,287	233,845	75,525
65-69	1,062,397	6,690	722,237	294,932	38,538
70-74	867,814	3,153	530,178	318,242	16,241
75-79	570,066	1,472	286,816	275,918	5,860
80-84	271,518	575	113,427	155,788	1,728
85+	113,559	289	36,891	75,987	392
남자 Male	13,167,748	1,328,024	10,990,133	282,946	566,645
0-14	845	845	0	0	0
15-19	34,921	34,714	207	0	0
20-24	148,692	138,587	9,793	3	309
25-29	578,463	358,714	216,196	106	3,447
30-34	1,189,309	297,935	872,348	541	18,485
35-39	1,748,289	229,098	1,459,156	2,419	57,616
40-44	1,810,459	133,741	1,573,210	6,912	96,596
45-49	1,925,155	74,569	1,707,929	14,601	128,056
50-54	1,727,586	35,775	1,548,118	25,756	117,937
55-59	1,217,343	13,565	1,102,717	30,179	70,882
60-64	952,265	5,821	870,228	35,465	40,751
65-69	764,257	2,873	697,300	43,612	20,472
70-74	566,724	1,101	510,539	46,769	8,315
75-79	318,467	433	276,818	38,441	2,775
80-84	132,567	166	109,139	22,438	824
85+	52,406	87	36,435	15,704	180
여자 Female	3,749,218	885,353	683,572	1,537,380	642,913
0-14	751	751	0	0	0
15-19	35,302	34,946	325	0	31
20-24	187,421	181,183	4,473	23	1,742
25-29	306,326	265,334	29,845	497	10,650
30-34	245,347	147,635	59,144	2,807	35,761
35-39	294,227	109,498	91,763	10,954	82,012
40-44	319,166	59,867	111,098	30,594	117,607
45-49	379,901	36,235	128,858	68,247	146,561
50-54	362,473	24,110	102,044	116,834	119,485
55-59	290,922	12,039	59,645	155,141	64,097
60-64	276,449	6,236	37,059	198,380	34,774
65-69	298,140	3,817	24,937	251,320	18,066
70-74	301,090	2,052	19,639	271,473	7,926
75-79	251,599	1,039	9,998	237,477	3,085
80-84	138,951	409	4,288	133,350	904
85+	61,153	202	456	60,283	212

4. 가구주의 성, 연령 및 혼인상태별 가구(계속)

Households by Household Head's Sex, Age and Marital Status(Cont'd)

단위: %
Unit: %

【2009년】

연령 Age group	계 Total	혼인상태 By marital status			
		미혼 Single	유배우 Married	사별 Widowed	이혼 Divorced
합계 Both sexes	100.0	100.0	100.0	100.0	100.0
0-14	0.0	0.1	0.0	0.0	0.0
15-19	0.4	3.1	0.0	0.0	0.0
20-24	2.0	14.4	0.1	0.0	0.2
25-29	5.2	28.2	2.1	0.0	1.2
30-34	8.5	20.1	8.0	0.2	4.5
35-39	12.1	15.3	13.3	0.7	11.5
40-44	12.6	8.7	14.4	2.1	17.7
45-49	13.6	5.0	15.7	4.6	22.7
50-54	12.4	2.7	14.1	7.8	19.6
55-59	8.9	1.2	10.0	10.2	11.2
60-64	7.3	0.5	7.8	12.8	6.2
65-69	6.3	0.3	6.2	16.2	3.2
70-74	5.1	0.1	4.5	17.5	1.3
75-79	3.4	0.1	2.5	15.2	0.5
80-84	1.6	0.0	1.0	8.6	0.1
85+	0.7	0.0	0.3	4.2	0.0
남자 Male	100.0	100.0	100.0	100.0	100.0
0-14	0.0	0.1	0.0	0.0	0.0
15-19	0.3	2.6	0.0	0.0	0.0
20-24	1.1	10.4	0.1	0.0	0.1
25-29	4.4	27.0	2.0	0.0	0.6
30-34	9.0	22.4	7.9	0.2	3.3
35-39	13.3	17.3	13.3	0.9	10.2
40-44	13.7	10.1	14.3	2.4	17.0
45-49	14.6	5.6	15.5	5.2	22.6
50-54	13.1	2.7	14.1	9.1	20.8
55-59	9.2	1.0	10.0	10.7	12.5
60-64	7.2	0.4	7.9	12.5	7.2
65-69	5.8	0.2	6.3	15.4	3.6
70-74	4.3	0.1	4.6	16.5	1.5
75-79	2.4	0.0	2.5	13.6	0.5
80-84	1.0	0.0	1.0	7.9	0.1
85+	0.4	0.0	0.3	5.6	0.0
여자 Female	100.0	100.0	100.0	100.0	100.0
0-14	0.0	0.1	0.0	0.0	0.0
15-19	0.9	3.9	0.0	0.0	0.0
20-24	5.0	20.5	0.7	0.0	0.3
25-29	8.2	30.0	4.4	0.0	1.7
30-34	6.5	16.7	8.7	0.2	5.6
35-39	7.8	12.4	13.4	0.7	12.8
40-44	8.5	6.8	16.3	2.0	18.3
45-49	10.1	4.1	18.9	4.4	22.8
50-54	9.7	2.7	14.9	7.6	18.6
55-59	7.8	1.4	8.7	10.1	10.0
60-64	7.4	0.7	5.4	12.9	5.4
65-69	8.0	0.4	3.6	16.3	2.8
70-74	8.0	0.2	2.9	17.7	1.2
75-79	6.7	0.1	1.5	15.4	0.5
80-84	3.7	0.0	0.6	8.7	0.1
85+	1.6	0.0	0.1	3.9	0.0

4. 가구주의 성, 연령 및 혼인상태별 가구(계속)

Households by Household Head's Sex, Age and Marital Status(Cont'd)

단위 : 가구

Unit : household

【2010년】

연령 Age group	계 Total	혼인상태 By marital status			
		미혼 Single	유배우 Married	사별 Widowed	이혼 Divorced
합계 Both sexes	17,152,277	2,258,377	11,798,785	1,821,829	1,273,286
0-14	1,563	1,563	0	0	0
15-19	72,078	71,500	547	0	31
20-24	328,061	312,407	13,646	8	2,000
25-29	849,573	604,009	231,684	497	13,383
30-34	1,424,184	464,993	903,175	2,708	53,308
35-39	2,003,418	346,472	1,507,334	11,346	138,266
40-44	2,149,316	216,169	1,682,123	32,477	218,547
45-49	2,277,599	118,761	1,807,209	74,704	276,925
50-54	2,181,794	67,482	1,716,653	138,747	258,912
55-59	1,608,908	29,088	1,243,516	181,940	154,364
60-64	1,273,543	13,271	944,701	229,525	86,046
65-69	1,062,159	6,939	721,384	290,816	43,020
70-74	892,807	3,378	549,481	320,761	19,187
75-79	612,032	1,478	314,052	289,630	6,872
80-84	291,532	576	123,183	165,783	1,990
85+	123,710	291	40,097	82,887	435
남자 Male	13,343,648	1,356,019	11,104,967	284,347	598,315
0-14	825	825	0	0	0
15-19	35,660	35,453	207	0	0
20-24	145,684	136,085	9,311	0	288
25-29	553,935	347,590	203,109	88	3,148
30-34	1,172,151	308,597	845,140	473	17,941
35-39	1,709,630	232,052	1,418,001	2,185	57,392
40-44	1,822,302	147,467	1,569,828	6,263	98,744
45-49	1,903,695	80,371	1,679,888	13,404	130,032
50-54	1,802,635	40,907	1,609,012	25,000	127,716
55-59	1,304,665	15,393	1,178,880	30,493	79,899
60-64	993,770	6,434	905,883	35,368	46,085
65-69	764,178	2,959	696,233	42,271	22,715
70-74	586,635	1,188	528,597	46,984	9,866
75-79	347,537	448	302,818	40,964	3,307
80-84	143,319	160	118,402	23,781	976
85+	57,027	90	39,658	17,073	206
여자 Female	3,808,629	902,358	693,818	1,537,482	674,971
0-14	738	738	0	0	0
15-19	36,418	36,047	340	0	31
20-24	182,377	176,322	4,335	8	1,712
25-29	295,638	256,419	28,575	409	10,235
30-34	252,033	156,396	58,035	2,235	35,367
35-39	293,788	114,420	89,333	9,161	80,874
40-44	327,014	68,702	112,295	26,214	119,803
45-49	373,904	38,390	127,321	61,300	146,893
50-54	379,159	26,575	107,641	113,747	131,196
55-59	304,243	13,695	64,636	151,447	74,465
60-64	279,773	6,837	38,818	194,157	39,961
65-69	297,981	3,980	25,151	248,545	20,305
70-74	306,172	2,190	20,884	273,777	9,321
75-79	264,495	1,030	11,234	248,666	3,565
80-84	148,213	416	4,781	142,002	1,014
85+	66,683	201	439	65,814	229

4. 가구주의 성, 연령 및 혼인상태별 가구(계속)

Households by Household Head's Sex, Age and Marital Status(Cont'd)

단위 : %
Unit : %

[2010년]

연령 Age group	계 Total	혼인상태 By marital status			
		미혼 Single	유배우 Married	사별 Widowed	이혼 Divorced
합계 Both sexes	100.0	100.0	100.0	100.0	100.0
0-14	0.0	0.1	0.0	0.0	0.0
15-19	0.4	3.2	0.0	0.0	0.0
20-24	1.9	13.8	0.1	0.0	0.2
25-29	5.0	26.7	2.0	0.0	1.1
30-34	8.3	20.6	7.7	0.1	4.2
35-39	11.7	15.3	12.8	0.6	10.9
40-44	12.5	9.6	14.3	1.8	17.2
45-49	13.3	5.3	15.3	4.1	21.7
50-54	12.7	3.0	14.5	7.6	20.3
55-59	9.4	1.3	10.5	10.0	12.1
60-64	7.4	0.6	8.0	12.6	6.8
65-69	6.2	0.3	6.1	16.0	3.4
70-74	5.2	0.1	4.7	17.6	1.5
75-79	3.6	0.1	2.7	15.9	0.5
80-84	1.7	0.0	1.0	9.1	0.2
85+	0.7	0.0	0.3	4.5	0.0
남자 Male	100.0	100.0	100.0	100.0	100.0
0-14	0.0	0.1	0.0	0.0	0.0
15-19	0.3	2.6	0.0	0.0	0.0
20-24	1.1	10.0	0.1	0.0	0.0
25-29	4.2	25.6	1.8	0.0	0.5
30-34	8.8	22.8	7.6	0.2	3.0
35-39	12.8	17.1	12.8	0.8	9.6
40-44	13.7	10.9	14.1	2.2	16.5
45-49	14.3	5.9	15.1	4.7	21.7
50-54	13.5	3.0	14.5	8.8	21.3
55-59	9.8	1.1	10.6	10.7	13.4
60-64	7.4	0.5	8.2	12.4	7.7
65-69	5.7	0.2	6.3	14.9	3.8
70-74	4.4	0.1	4.8	16.5	1.6
75-79	2.6	0.0	2.7	14.4	0.6
80-84	1.1	0.0	1.1	8.4	0.2
85+	0.4	0.0	0.4	6.0	0.0
여자 Female	100.0	100.0	100.0	100.0	100.0
0-14	0.0	0.1	0.0	0.0	0.0
15-19	1.0	4.0	0.0	0.0	0.0
20-24	4.8	19.5	0.6	0.0	0.3
25-29	7.8	28.4	4.1	0.0	1.5
30-34	6.6	17.3	8.4	0.1	5.2
35-39	7.7	12.7	12.9	0.6	12.0
40-44	8.6	7.6	16.2	1.7	17.7
45-49	9.8	4.3	18.4	4.0	21.8
50-54	10.0	2.9	15.5	7.4	19.4
55-59	8.0	1.5	9.3	9.9	11.0
60-64	7.3	0.8	5.6	12.6	5.9
65-69	7.8	0.4	3.6	16.2	3.0
70-74	8.0	0.2	3.0	17.8	1.4
75-79	6.9	0.1	1.6	16.2	0.5
80-84	3.9	0.0	0.7	9.2	0.2
85+	1.8	0.0	0.1	4.3	0.0

4. 가구주의 성, 연령 및 혼인상태별 가구(계속)

Households by Household Head's Sex, Age and Marital Status(Cont'd)

단위 : 가구

Unit : household

【2011년】

연령 Age group	계 Total	혼인상태 By marital status			
		미혼 Single	유배우 Married	사별 Widowed	이혼 Divorced
합계 Both sexes	17,379,667	2,304,733	11,915,451	1,824,322	1,335,161
0-14	1,496	1,496	0	0	0
15-19	73,574	72,985	557	0	32
20-24	322,285	307,452	12,886	8	1,939
25-29	805,921	578,236	214,694	425	12,566
30-34	1,432,506	490,878	885,991	2,433	53,204
35-39	1,941,901	348,468	1,448,029	10,016	135,388
40-44	2,180,859	240,714	1,687,652	29,599	222,894
45-49	2,244,889	127,761	1,773,365	67,392	276,371
50-54	2,250,766	75,136	1,766,164	131,986	277,480
55-59	1,732,889	33,842	1,337,389	184,331	177,327
60-64	1,312,757	14,487	974,533	227,454	96,283
65-69	1,063,364	7,232	725,495	282,279	48,358
70-74	917,478	3,635	570,318	321,025	22,500
75-79	648,749	1,541	339,726	299,460	8,022
80-84	315,389	581	135,022	177,478	2,308
85+	134,844	289	43,630	90,436	489
남자 Male	13,511,361	1,384,392	11,211,965	285,911	629,093
0-14	787	787	0	0	0
15-19	36,375	36,169	206	0	0
20-24	142,321	133,400	8,661	0	260
25-29	524,129	333,391	187,793	74	2,871
30-34	1,170,589	324,416	828,098	418	17,657
35-39	1,651,474	231,002	1,361,911	1,974	56,587
40-44	1,842,252	161,840	1,573,834	5,699	100,879
45-49	1,878,121	86,990	1,648,110	12,291	130,730
50-54	1,859,736	46,191	1,653,962	23,655	135,928
55-59	1,407,368	18,001	1,267,093	31,509	90,765
60-64	1,027,259	7,094	934,153	34,786	51,226
65-69	769,478	3,085	699,968	41,160	25,265
70-74	608,080	1,305	548,163	47,010	11,602
75-79	375,061	468	327,239	43,418	3,936
80-84	156,195	166	129,588	25,293	1,148
85+	62,136	87	43,186	18,624	239
여자 Female	3,868,306	920,341	703,486	1,538,411	706,068
0-14	709	709	0	0	0
15-19	37,199	36,816	351	0	32
20-24	179,964	174,052	4,225	8	1,679
25-29	281,792	244,845	26,901	351	9,695
30-34	261,917	166,462	57,893	2,015	35,547
35-39	290,427	117,466	86,118	8,042	78,801
40-44	338,607	78,874	113,818	23,900	122,015
45-49	366,768	40,771	125,255	55,101	145,641
50-54	391,030	28,945	112,202	108,331	141,552
55-59	325,521	15,841	70,296	152,822	86,562
60-64	285,498	7,393	40,380	192,668	45,057
65-69	293,886	4,147	25,527	241,119	23,093
70-74	309,398	2,330	22,155	274,015	10,898
75-79	273,688	1,073	12,487	256,042	4,086
80-84	159,194	415	5,434	152,185	1,160
85+	72,708	202	444	71,812	250

4. 가구주의 성, 연령 및 혼인상태별 가구(계속)

Households by Household Head's Sex, Age and Marital Status(Cont'd)

단위: %
Unit: %

【2011년】

연령 Age group	계 Total	혼인상태 By marital status			
		미혼 Single	유배우 Married	사별 Widowed	이혼 Divorced
합계 Both sexes	100.0	100.0	100.0	100.0	100.0
0-14	0.0	0.1	0.0	0.0	0.0
15-19	0.4	3.2	0.0	0.0	0.0
20-24	1.9	13.3	0.1	0.0	0.1
25-29	4.6	25.1	1.8	0.0	0.9
30-34	8.2	21.3	7.4	0.1	4.0
35-39	11.2	15.1	12.2	0.5	10.1
40-44	12.5	10.4	14.2	1.6	16.7
45-49	12.9	5.5	14.9	3.7	20.7
50-54	13.0	3.3	14.8	7.2	20.8
55-59	10.0	1.5	11.2	10.1	13.3
60-64	7.6	0.6	8.2	12.5	7.2
65-69	6.1	0.3	6.1	15.5	3.6
70-74	5.3	0.2	4.8	17.6	1.7
75-79	3.7	0.1	2.9	16.4	0.6
80-84	1.8	0.0	1.1	9.7	0.2
85+	0.8	0.0	0.4	5.0	0.0
남자 Male	100.0	100.0	100.0	100.0	100.0
0-14	0.0	0.1	0.0	0.0	0.0
15-19	0.3	2.6	0.0	0.0	0.0
20-24	1.1	9.6	0.1	0.0	0.0
25-29	3.9	24.1	1.7	0.0	0.5
30-34	8.7	23.4	7.4	0.1	2.8
35-39	12.2	16.7	12.1	0.7	9.0
40-44	13.6	11.7	14.0	2.0	16.0
45-49	13.9	6.3	14.7	4.3	20.8
50-54	13.8	3.3	14.8	8.3	21.6
55-59	10.4	1.3	11.3	11.0	14.4
60-64	7.6	0.5	8.3	12.2	8.1
65-69	5.7	0.2	6.2	14.4	4.0
70-74	4.5	0.1	4.9	16.4	1.8
75-79	2.8	0.0	2.9	15.2	0.6
80-84	1.2	0.0	1.2	8.8	0.2
85+	0.5	0.0	0.4	6.5	0.0
여자 Female	100.0	100.0	100.0	100.0	100.0
0-14	0.0	0.1	0.0	0.0	0.0
15-19	1.0	4.0	0.0	0.0	0.0
20-24	4.7	18.9	0.6	0.0	0.2
25-29	7.3	26.6	3.8	0.0	1.4
30-34	6.8	18.1	8.2	0.1	5.0
35-39	7.5	12.8	12.2	0.5	11.2
40-44	8.8	8.6	16.2	1.6	17.3
45-49	9.5	4.4	17.8	3.6	20.6
50-54	10.1	3.1	15.9	7.0	20.0
55-59	8.4	1.7	10.0	9.9	12.3
60-64	7.4	0.8	5.7	12.5	6.4
65-69	7.6	0.5	3.6	15.7	3.3
70-74	8.0	0.3	3.1	17.8	1.5
75-79	7.1	0.1	1.8	16.6	0.6
80-84	4.1	0.0	0.8	9.9	0.2
85+	1.9	0.0	0.1	4.7	0.0

4. 가구주의 성, 연령 및 혼인상태별 가구(계속)

Households by Household Head's Sex, Age and Marital Status(Cont'd)

단위 : 가구

Unit : household

【2012년】

연령 Age group	계 Total	혼인상태 By marital status			
		미혼 Single	유배우 Married	사별 Widowed	이혼 Divorced
합계 Both sexes	17,596,139	2,353,856	12,019,524	1,827,543	1,395,216
0-14	1,434	1,434	0	0	0
15-19	73,836	73,248	554	0	34
20-24	324,250	309,857	12,461	7	1,925
25-29	757,616	549,482	196,095	356	11,683
30-34	1,444,060	514,885	873,376	2,250	53,549
35-39	1,872,285	349,798	1,382,123	8,914	131,450
40-44	2,212,713	264,569	1,693,485	27,359	227,300
45-49	2,214,699	138,844	1,738,552	61,371	275,932
50-54	2,300,424	82,522	1,800,045	125,353	292,504
55-59	1,853,466	39,075	1,428,844	185,833	199,714
60-64	1,350,252	15,897	1,003,421	223,946	106,988
65-69	1,080,495	7,814	742,560	274,804	55,317
70-74	945,855	3,949	591,554	324,062	26,290
75-79	676,968	1,585	360,582	305,511	9,290
80-84	341,660	610	148,387	189,975	2,688
85+	146,126	287	47,485	97,802	552
남자 Male	13,667,648	1,413,972	11,307,232	287,477	658,967
0-14	756	756	0	0	0
15-19	36,612	36,412	200	0	0
20-24	143,037	134,537	8,265	0	235
25-29	490,397	316,699	171,024	58	2,616
30-34	1,173,165	339,967	815,290	381	17,527
35-39	1,586,339	229,729	1,299,604	1,774	55,232
40-44	1,862,824	175,659	1,578,419	5,355	103,391
45-49	1,852,078	94,563	1,614,979	11,269	131,267
50-54	1,901,247	51,318	1,684,485	22,633	142,811
55-59	1,507,765	21,025	1,353,210	32,158	101,372
60-64	1,059,764	7,789	961,333	34,381	56,261
65-69	787,914	3,330	716,170	39,897	28,517
70-74	630,598	1,436	568,156	47,500	13,506
75-79	396,801	493	346,884	44,832	4,592
80-84	170,815	174	142,188	27,091	1,362
85+	67,536	85	47,025	20,148	278
여자 Female	3,928,491	939,884	712,292	1,540,066	736,249
0-14	678	678	0	0	0
15-19	37,224	36,836	354	0	34
20-24	181,213	175,320	4,196	7	1,690
25-29	267,219	232,783	25,071	298	9,067
30-34	270,895	174,918	58,086	1,869	36,022
35-39	285,946	120,069	82,519	7,140	76,218
40-44	349,889	88,910	115,066	22,004	123,909
45-49	362,621	44,281	123,573	50,102	144,665
50-54	399,177	31,204	115,560	102,720	149,693
55-59	345,701	18,050	75,634	153,675	98,342
60-64	290,488	8,108	42,088	189,565	50,727
65-69	292,581	4,484	26,390	234,907	26,800
70-74	315,257	2,513	23,398	276,562	12,784
75-79	280,167	1,092	13,698	260,679	4,698
80-84	170,845	436	6,199	162,884	1,326
85+	78,590	202	460	77,654	274

4. 가구주의 성, 연령 및 혼인상태별 가구(계속)

Households by Household Head's Sex, Age and Marital Status(Cont'd)

단위 : %
Unit : %

【2012년】

연령 Age group	계 Total	혼인상태 By marital status			
		미혼 Single	유배우 Married	사별 Widowed	이혼 Divorced
합계 Both sexes	100.0	100.0	100.0	100.0	100.0
0-14	0.0	0.1	0.0	0.0	0.0
15-19	0.4	3.1	0.0	0.0	0.0
20-24	1.8	13.2	0.1	0.0	0.1
25-29	4.3	23.3	1.6	0.0	0.8
30-34	8.2	21.9	7.3	0.1	3.8
35-39	10.6	14.9	11.5	0.5	9.4
40-44	12.6	11.2	14.1	1.5	16.3
45-49	12.6	5.9	14.5	3.4	19.8
50-54	13.1	3.5	15.0	6.9	21.0
55-59	10.5	1.7	11.9	10.2	14.3
60-64	7.7	0.7	8.3	12.3	7.7
65-69	6.1	0.3	6.2	15.0	4.0
70-74	5.4	0.2	4.9	17.7	1.9
75-79	3.8	0.1	3.0	16.7	0.7
80-84	1.9	0.0	1.2	10.4	0.2
85+	0.8	0.0	0.4	5.4	0.0
남자 Male	100.0	100.0	100.0	100.0	100.0
0-14	0.0	0.1	0.0	0.0	0.0
15-19	0.3	2.6	0.0	0.0	0.0
20-24	1.0	9.5	0.1	0.0	0.0
25-29	3.6	22.4	1.5	0.0	0.4
30-34	8.6	24.0	7.2	0.1	2.7
35-39	11.6	16.2	11.5	0.6	8.4
40-44	13.6	12.4	14.0	1.9	15.7
45-49	13.6	6.7	14.3	3.9	19.9
50-54	13.9	3.6	14.9	7.9	21.7
55-59	11.0	1.5	12.0	11.2	15.4
60-64	7.8	0.6	8.5	12.0	8.5
65-69	5.8	0.2	6.3	13.9	4.3
70-74	4.6	0.1	5.0	16.5	2.0
75-79	2.9	0.0	3.1	15.6	0.7
80-84	1.2	0.0	1.3	9.4	0.2
85+	0.5	0.0	0.4	7.0	0.0
여자 Female	100.0	100.0	100.0	100.0	100.0
0-14	0.0	0.1	0.0	0.0	0.0
15-19	0.9	3.9	0.0	0.0	0.0
20-24	4.6	18.7	0.6	0.0	0.2
25-29	6.8	24.8	3.5	0.0	1.2
30-34	6.9	18.6	8.2	0.1	4.9
35-39	7.3	12.8	11.6	0.5	10.4
40-44	8.9	9.5	16.2	1.4	16.8
45-49	9.2	4.7	17.3	3.3	19.6
50-54	10.2	3.3	16.2	6.7	20.3
55-59	8.8	1.9	10.6	10.0	13.4
60-64	7.4	0.9	5.9	12.3	6.9
65-69	7.4	0.5	3.7	15.3	3.6
70-74	8.0	0.3	3.3	18.0	1.7
75-79	7.1	0.1	1.9	16.9	0.6
80-84	4.3	0.0	0.9	10.6	0.2
85+	2.0	0.0	0.1	5.0	0.0

4. 가구주의 성, 연령 및 혼인상태별 가구(계속)

Households by Household Head's Sex, Age and Marital Status(Cont'd)

단위 : 가구

Unit : household

[2013년]

연령 Age group	계 Total	혼인상태 By marital status			
		미혼 Single	유배우 Married	사별 Widowed	이혼 Divorced
합계 Both sexes	17,803,198	2,406,570	12,113,012	1,830,327	1,453,289
0-14	1,387	1,387	0	0	0
15-19	73,152	72,571	547	0	34
20-24	331,157	317,027	12,188	5	1,937
25-29	716,925	525,424	180,276	286	10,939
30-34	1,439,809	529,484	854,579	2,087	53,659
35-39	1,812,418	354,968	1,321,792	7,932	127,726
40-44	2,230,562	285,570	1,689,794	25,319	229,879
45-49	2,196,914	152,578	1,710,962	56,366	277,008
50-54	2,322,073	89,637	1,812,421	117,921	302,094
55-59	1,975,566	44,687	1,522,111	186,000	222,768
60-64	1,392,456	17,815	1,035,233	220,777	118,631
65-69	1,118,569	8,635	773,731	272,342	63,861
70-74	962,412	4,206	604,730	323,315	30,161
75-79	702,753	1,676	379,714	310,550	10,813
80-84	368,943	617	163,302	201,867	3,157
85+	158,102	288	51,632	105,560	622
남자 Male	13,815,027	1,445,434	11,392,581	289,144	687,868
0-14	733	733	0	0	0
15-19	36,220	36,027	193	0	0
20-24	146,433	138,247	7,970	0	216
25-29	462,054	302,789	156,818	39	2,408
30-34	1,163,970	349,525	796,736	353	17,356
35-39	1,529,822	231,736	1,242,572	1,593	53,921
40-44	1,872,856	187,655	1,574,663	5,046	105,492
45-49	1,833,139	103,134	1,587,710	10,420	131,875
50-54	1,920,543	56,306	1,695,178	21,365	147,694
55-59	1,610,159	24,560	1,440,973	32,396	112,230
60-64	1,095,692	8,679	991,184	34,371	61,458
65-69	821,980	3,709	746,151	39,569	32,551
70-74	644,571	1,551	580,240	47,393	15,387
75-79	416,490	518	364,840	45,803	5,329
80-84	187,093	179	156,234	29,050	1,630
85+	73,272	86	51,119	21,746	321
여자 Female	3,988,171	961,136	720,431	1,541,183	765,421
0-14	654	654	0	0	0
15-19	36,932	36,544	354	0	34
20-24	184,724	178,780	4,218	5	1,721
25-29	254,871	222,635	23,458	247	8,531
30-34	275,839	179,959	57,843	1,734	36,303
35-39	282,596	123,232	79,220	6,339	73,805
40-44	357,706	97,915	115,131	20,273	124,387
45-49	363,775	49,444	123,252	45,946	145,133
50-54	401,530	33,331	117,243	96,556	154,400
55-59	365,407	20,127	81,138	153,604	110,538
60-64	296,764	9,136	44,049	186,406	57,173
65-69	296,589	4,926	27,580	232,773	31,310
70-74	317,841	2,655	24,490	275,922	14,774
75-79	286,263	1,158	14,874	264,747	5,484
80-84	181,850	438	7,068	172,817	1,527
85+	84,830	202	513	83,814	301

4. 가구주의 성, 연령 및 혼인상태별 가구(계속)

Households by Household Head's Sex, Age and Marital Status(Cont'd)

단위: %
Unit: %

【2013년】

연령 Age group	계 Total	혼인상태 By marital status			
		미혼 Single	유배우 Married	사별 Widowed	이혼 Divorced
합계 Both sexes	100.0	100.0	100.0	100.0	100.0
0-14	0.0	0.1	0.0	0.0	0.0
15-19	0.4	3.0	0.0	0.0	0.0
20-24	1.9	13.2	0.1	0.0	0.1
25-29	4.0	21.8	1.5	0.0	0.8
30-34	8.1	22.0	7.1	0.1	3.7
35-39	10.2	14.7	10.9	0.4	8.8
40-44	12.5	11.9	14.0	1.4	15.8
45-49	12.3	6.3	14.1	3.1	19.1
50-54	13.0	3.7	15.0	6.4	20.8
55-59	11.1	1.9	12.6	10.2	15.3
60-64	7.8	0.7	8.5	12.1	8.2
65-69	6.3	0.4	6.4	14.9	4.4
70-74	5.4	0.2	5.0	17.7	2.1
75-79	3.9	0.1	3.1	17.0	0.7
80-84	2.1	0.0	1.3	11.0	0.2
85+	0.9	0.0	0.4	5.8	0.0
남자 Male	100.0	100.0	100.0	100.0	100.0
0-14	0.0	0.1	0.0	0.0	0.0
15-19	0.3	2.5	0.0	0.0	0.0
20-24	1.1	9.6	0.1	0.0	0.0
25-29	3.3	20.9	1.4	0.0	0.4
30-34	8.4	24.2	7.0	0.1	2.5
35-39	11.1	16.0	10.9	0.6	7.8
40-44	13.6	13.0	13.8	1.7	15.3
45-49	13.3	7.1	13.9	3.6	19.2
50-54	13.9	3.9	14.9	7.4	21.5
55-59	11.7	1.7	12.6	11.2	16.3
60-64	7.9	0.6	8.7	11.9	8.9
65-69	5.9	0.3	6.5	13.7	4.7
70-74	4.7	0.1	5.1	16.4	2.2
75-79	3.0	0.0	3.2	15.8	0.8
80-84	1.4	0.0	1.4	10.0	0.2
85+	0.5	0.0	0.4	7.5	0.0
여자 Female	100.0	100.0	100.0	100.0	100.0
0-14	0.0	0.1	0.0	0.0	0.0
15-19	0.9	3.8	0.0	0.0	0.0
20-24	4.6	18.6	0.6	0.0	0.2
25-29	6.4	23.2	3.3	0.0	1.1
30-34	6.9	18.7	8.0	0.1	4.7
35-39	7.1	12.8	11.0	0.4	9.6
40-44	9.0	10.2	16.0	1.3	16.3
45-49	9.1	5.1	17.1	3.0	19.0
50-54	10.1	3.5	16.3	6.3	20.2
55-59	9.2	2.1	11.3	10.0	14.4
60-64	7.4	1.0	6.1	12.1	7.5
65-69	7.4	0.5	3.8	15.1	4.1
70-74	8.0	0.3	3.4	17.9	1.9
75-79	7.2	0.1	2.1	17.2	0.7
80-84	4.6	0.0	1.0	11.2	0.2
85+	2.1	0.0	0.1	5.4	0.0

4. 가구주의 성, 연령 및 혼인상태별 가구(계속)

Households by Household Head's Sex, Age and Marital Status(Cont'd)

단위 : 가구

Unit : household

【2014년】

연령 Age group	계 Total	혼인상태 By marital status			
		미혼 Single	유배우 Married	사별 Widowed	이혼 Divorced
합계 Both sexes	18,001,541	2,463,484	12,195,784	1,832,821	1,509,452
0-14	1,350	1,350	0	0	0
15-19	71,772	71,204	533	0	35
20-24	339,730	325,455	12,250	4	2,021
25-29	690,602	510,965	169,009	228	10,400
30-34	1,407,738	530,647	822,172	1,930	52,989
35-39	1,777,146	368,428	1,276,470	7,148	125,100
40-44	2,221,573	301,695	1,667,137	23,215	229,526
45-49	2,201,731	169,104	1,700,370	52,158	280,099
50-54	2,315,040	97,127	1,800,823	109,745	307,345
55-59	2,091,036	50,627	1,609,771	185,383	245,255
60-64	1,456,895	20,225	1,083,379	220,411	132,880
65-69	1,169,194	9,624	812,554	273,824	73,192
70-74	963,653	4,345	608,823	316,692	33,793
75-79	726,444	1,769	397,314	314,896	12,465
80-84	396,473	633	178,922	213,280	3,638
85+	171,164	286	56,257	113,907	714
남자 Male	13,953,907	1,479,290	11,467,945	290,947	715,725
0-14	715	715	0	0	0
15-19	35,296	35,114	182	0	0
20-24	150,383	142,221	7,944	0	218
25-29	444,387	295,328	146,776	26	2,257
30-34	1,133,607	350,710	765,595	321	16,981
35-39	1,493,501	239,405	1,199,620	1,466	53,010
40-44	1,860,851	196,368	1,553,381	4,720	106,382
45-49	1,832,222	113,124	1,576,093	9,674	133,331
50-54	1,915,813	61,476	1,683,618	20,120	150,599
55-59	1,706,679	28,404	1,523,050	32,547	122,678
60-64	1,149,107	9,822	1,036,699	34,613	67,973
65-69	864,450	4,154	783,503	39,937	36,856
70-74	648,517	1,620	583,611	46,275	17,011
75-79	434,674	554	381,274	46,701	6,145
80-84	204,231	190	170,932	31,200	1,909
85+	79,474	85	55,667	23,347	375
여자 Female	4,047,634	984,194	727,839	1,541,874	793,727
0-14	635	635	0	0	0
15-19	36,476	36,090	351	0	35
20-24	189,347	183,234	4,306	4	1,803
25-29	246,215	215,637	22,233	202	8,143
30-34	274,131	179,937	56,577	1,609	36,008
35-39	283,645	129,023	76,850	5,682	72,090
40-44	360,722	105,327	113,756	18,495	123,144
45-49	369,509	55,980	124,277	42,484	146,768
50-54	399,227	35,651	117,205	89,625	156,746
55-59	384,357	22,223	86,721	152,836	122,577
60-64	307,788	10,403	46,680	185,798	64,907
65-69	304,744	5,470	29,051	233,887	36,336
70-74	315,136	2,725	25,212	270,417	16,782
75-79	291,770	1,215	16,040	268,195	6,320
80-84	192,242	443	7,990	182,080	1,729
85+	91,690	201	590	90,560	339

4. 가구주의 성, 연령 및 혼인상태별 가구(계속)

Households by Household Head's Sex, Age and Marital Status(Cont'd)

단위: %
Unit: %

【2014년】

연령 Age group	계 Total	혼인상태 By marital status			
		미혼 Single	유배우 Married	사별 Widowed	이혼 Divorced
합계 Both sexes	100.0	100.0	100.0	100.0	100.0
0-14	0.0	0.1	0.0	0.0	0.0
15-19	0.4	2.9	0.0	0.0	0.0
20-24	1.9	13.2	0.1	0.0	0.1
25-29	3.8	20.7	1.4	0.0	0.7
30-34	7.8	21.5	6.7	0.1	3.5
35-39	9.9	15.0	10.5	0.4	8.3
40-44	12.3	12.2	13.7	1.3	15.2
45-49	12.2	6.9	13.9	2.8	18.6
50-54	12.9	3.9	14.8	6.0	20.4
55-59	11.6	2.1	13.2	10.1	16.2
60-64	8.1	0.8	8.9	12.0	8.8
65-69	6.5	0.4	6.7	14.9	4.8
70-74	5.4	0.2	5.0	17.3	2.2
75-79	4.0	0.1	3.3	17.2	0.8
80-84	2.2	0.0	1.5	11.6	0.2
85+	1.0	0.0	0.5	6.2	0.0
남자 Male	100.0	100.0	100.0	100.0	100.0
0-14	0.0	0.0	0.0	0.0	0.0
15-19	0.3	2.4	0.0	0.0	0.0
20-24	1.1	9.6	0.1	0.0	0.0
25-29	3.2	20.0	1.3	0.0	0.3
30-34	8.1	23.7	6.7	0.1	2.4
35-39	10.7	16.2	10.5	0.5	7.4
40-44	13.3	13.3	13.5	1.6	14.9
45-49	13.1	7.6	13.7	3.3	18.6
50-54	13.7	4.2	14.7	6.9	21.0
55-59	12.2	1.9	13.3	11.2	17.1
60-64	8.2	0.7	9.0	11.9	9.5
65-69	6.2	0.3	6.8	13.7	5.1
70-74	4.6	0.1	5.1	15.9	2.4
75-79	3.1	0.0	3.3	16.1	0.9
80-84	1.5	0.0	1.5	10.7	0.3
85+	0.6	0.0	0.5	8.0	0.1
여자 Female	100.0	100.0	100.0	100.0	100.0
0-14	0.0	0.1	0.0	0.0	0.0
15-19	0.9	3.7	0.0	0.0	0.0
20-24	4.7	18.6	0.6	0.0	0.2
25-29	6.1	21.9	3.1	0.0	1.0
30-34	6.8	18.3	7.8	0.1	4.5
35-39	7.0	13.1	10.6	0.4	9.1
40-44	8.9	10.7	15.6	1.2	15.5
45-49	9.1	5.7	17.1	2.8	18.5
50-54	9.9	3.6	16.1	5.8	19.7
55-59	9.5	2.3	11.9	9.9	15.4
60-64	7.6	1.1	6.4	12.1	8.2
65-69	7.5	0.6	4.0	15.2	4.6
70-74	7.8	0.3	3.5	17.5	2.1
75-79	7.2	0.1	2.2	17.4	0.8
80-84	4.7	0.0	1.1	11.8	0.2
85+	2.3	0.0	0.1	5.9	0.0

4. 가구주의 성, 연령 및 혼인상태별 가구(계속)

Households by Household Head's Sex, Age and Marital Status(Cont'd)

단위 : 가구

Unit : household

[2015년]

연령 Age group	계 Total	혼인상태 By marital status			
		미혼 Single	유배우 Married	사별 Widowed	이혼 Divorced
합계 Both sexes	18,191,663	2,524,727	12,268,011	1,835,201	1,563,724
0-14	1,257	1,257	0	0	0
15-19	69,893	69,339	519	0	35
20-24	347,693	333,143	12,428	4	2,118
25-29	678,731	506,145	162,284	191	10,111
30-34	1,347,891	520,615	774,348	1,738	51,190
35-39	1,773,263	391,208	1,251,094	6,552	124,409
40-44	2,180,849	311,159	1,622,149	21,226	226,315
45-49	2,227,061	189,200	1,704,201	48,543	285,117
50-54	2,290,164	104,436	1,775,755	101,525	308,448
55-59	2,182,372	57,207	1,677,401	182,074	265,690
60-64	1,558,528	22,996	1,160,252	224,335	150,945
65-69	1,216,326	10,641	847,005	276,217	82,463
70-74	961,199	4,539	610,501	308,832	37,327
75-79	746,847	1,910	413,111	317,293	14,533
80-84	424,391	641	195,784	223,749	4,217
85+	185,198	291	61,179	122,922	806
남자 Male	14,084,414	1,515,643	11,533,468	292,847	742,456
0-14	662	662	0	0	0
15-19	34,084	33,910	174	0	0
20-24	153,988	145,752	8,012	0	224
25-29	436,902	293,867	140,856	17	2,162
30-34	1,081,329	344,535	720,241	280	16,273
35-39	1,482,821	253,562	1,175,162	1,356	52,741
40-44	1,822,291	200,979	1,511,068	4,403	105,841
45-49	1,848,079	124,831	1,578,268	9,064	135,916
50-54	1,897,004	66,491	1,659,803	18,889	151,821
55-59	1,782,527	32,691	1,585,751	32,177	131,908
60-64	1,232,362	11,175	1,109,613	35,417	76,157
65-69	902,440	4,620	816,513	40,284	41,023
70-74	650,478	1,678	584,878	45,296	18,626
75-79	450,960	604	395,953	47,280	7,123
80-84	222,392	199	186,680	33,301	2,212
85+	86,095	87	60,496	25,083	429
여자 Female	4,107,249	1,009,084	734,543	1,542,354	821,268
0-14	595	595	0	0	0
15-19	35,809	35,429	345	0	35
20-24	193,705	187,391	4,416	4	1,894
25-29	241,829	212,278	21,428	174	7,949
30-34	266,562	176,080	54,107	1,458	34,917
35-39	290,442	137,646	75,932	5,196	71,668
40-44	358,558	110,180	111,081	16,823	120,474
45-49	378,982	64,369	125,933	39,479	149,201
50-54	393,160	37,945	115,952	82,636	156,627
55-59	399,845	24,516	91,650	149,897	133,782
60-64	326,166	11,821	50,639	188,918	74,788
65-69	313,886	6,021	30,492	235,933	41,440
70-74	310,721	2,861	25,623	263,536	18,701
75-79	295,887	1,306	17,158	270,013	7,410
80-84	201,999	442	9,104	190,448	2,005
85+	99,103	204	683	97,839	377

4. 가구주의 성, 연령 및 혼인상태별 가구(계속)

Households by Household Head's Sex, Age and Marital Status(Cont'd)

단위 : %
Unit : %

【2015년】

연령 Age group	계 Total	혼인상태 By marital status			
		미혼 Single	유배우 Married	사별 Widowed	이혼 Divorced
합계 Both sexes	100.0	100.0	100.0	100.0	100.0
0-14	0.0	0.0	0.0	0.0	0.0
15-19	0.4	2.7	0.0	0.0	0.0
20-24	1.9	13.2	0.1	0.0	0.1
25-29	3.7	20.0	1.3	0.0	0.6
30-34	7.4	20.6	6.3	0.1	3.3
35-39	9.7	15.5	10.2	0.4	8.0
40-44	12.0	12.3	13.2	1.2	14.5
45-49	12.2	7.5	13.9	2.6	18.2
50-54	12.6	4.1	14.5	5.5	19.7
55-59	12.0	2.3	13.7	9.9	17.0
60-64	8.6	0.9	9.5	12.2	9.7
65-69	6.7	0.4	6.9	15.1	5.3
70-74	5.3	0.2	5.0	16.8	2.4
75-79	4.1	0.1	3.4	17.3	0.9
80-84	2.3	0.0	1.6	12.2	0.3
85+	1.0	0.0	0.5	6.7	0.1
남자 Male	100.0	100.0	100.0	100.0	100.0
0-14	0.0	0.0	0.0	0.0	0.0
15-19	0.2	2.2	0.0	0.0	0.0
20-24	1.1	9.6	0.1	0.0	0.0
25-29	3.1	19.4	1.2	0.0	0.3
30-34	7.7	22.7	6.2	0.1	2.2
35-39	10.5	16.7	10.2	0.5	7.1
40-44	12.9	13.3	13.1	1.5	14.3
45-49	13.1	8.2	13.7	3.1	18.3
50-54	13.5	4.4	14.4	6.5	20.4
55-59	12.7	2.2	13.7	11.0	17.8
60-64	8.7	0.7	9.6	12.1	10.3
65-69	6.4	0.3	7.1	13.8	5.5
70-74	4.6	0.1	5.1	15.5	2.5
75-79	3.2	0.0	3.4	16.1	1.0
80-84	1.6	0.0	1.6	11.4	0.3
85+	0.6	0.0	0.5	8.6	0.1
여자 Female	100.0	100.0	100.0	100.0	100.0
0-14	0.0	0.1	0.0	0.0	0.0
15-19	0.9	3.5	0.0	0.0	0.0
20-24	4.7	18.6	0.6	0.0	0.2
25-29	5.9	21.0	2.9	0.0	1.0
30-34	6.5	17.4	7.4	0.1	4.3
35-39	7.1	13.6	10.3	0.3	8.7
40-44	8.7	10.9	15.1	1.1	14.7
45-49	9.2	6.4	17.1	2.6	18.2
50-54	9.6	3.8	15.8	5.4	19.1
55-59	9.7	2.4	12.5	9.7	16.3
60-64	7.9	1.2	6.9	12.2	9.1
65-69	7.6	0.6	4.2	15.3	5.0
70-74	7.6	0.3	3.5	17.1	2.3
75-79	7.2	0.1	2.3	17.5	0.9
80-84	4.9	0.0	1.2	12.3	0.2
85+	2.4	0.0	0.1	6.3	0.0

4. 가구주의 성, 연령 및 혼인상태별 가구(계속)

Households by Household Head's Sex, Age and Marital Status(Cont'd)

단위 : 가구

Unit : household

[2016년]

연령 Age group	계 Total	혼인상태 By marital status			
		미혼 Single	유배우 Married	사별 Widowed	이혼 Divorced
합계 Both sexes	18,373,604	2,589,733	12,329,939	1,837,619	1,616,313
0-14	1,152	1,152	0	0	0
15-19	67,572	67,041	496	0	35
20-24	352,066	337,374	12,490	5	2,197
25-29	674,038	507,767	156,173	178	9,920
30-34	1,277,068	506,646	720,244	1,536	48,642
35-39	1,791,797	420,605	1,239,540	6,113	125,539
40-44	2,115,328	315,143	1,560,204	19,228	220,753
45-49	2,262,690	211,152	1,715,421	45,467	290,650
50-54	2,259,678	112,678	1,746,449	93,417	307,134
55-59	2,253,380	63,883	1,728,985	177,132	283,380
60-64	1,678,144	26,836	1,248,617	230,420	172,271
65-69	1,254,150	11,632	874,691	276,290	91,537
70-74	964,748	4,763	616,941	301,450	41,594
75-79	769,960	2,086	430,730	320,283	16,861
80-84	450,790	680	211,978	233,249	4,883
85+	201,043	295	66,980	132,851	917
남자 Male	14,206,597	1,554,343	11,589,403	294,899	767,952
0-14	605	605	0	0	0
15-19	32,734	32,573	161	0	0
20-24	156,348	148,095	8,025	0	228
25-29	432,158	294,778	135,290	14	2,076
30-34	1,020,972	336,180	669,207	241	15,344
35-39	1,490,443	272,726	1,163,399	1,274	53,044
40-44	1,762,883	201,933	1,452,817	4,080	104,053
45-49	1,871,994	137,111	1,587,539	8,546	138,798
50-54	1,874,146	72,211	1,632,239	17,710	151,986
55-59	1,841,277	37,144	1,633,233	31,202	139,698
60-64	1,329,443	13,135	1,193,517	36,897	85,894
65-69	933,200	5,109	842,894	40,136	45,061
70-74	657,578	1,764	590,809	44,537	20,468
75-79	469,156	677	412,398	47,851	8,230
80-84	239,816	212	201,694	35,330	2,580
85+	93,844	90	66,181	27,081	492
여자 Female	4,167,007	1,035,390	740,536	1,542,720	848,361
0-14	547	547	0	0	0
15-19	34,838	34,468	335	0	35
20-24	195,718	189,279	4,465	5	1,969
25-29	241,880	212,989	20,883	164	7,844
30-34	256,096	170,466	51,037	1,295	33,298
35-39	301,354	147,879	76,141	4,839	72,495
40-44	352,445	113,210	107,387	15,148	116,700
45-49	390,696	74,041	127,882	36,921	151,852
50-54	385,532	40,467	114,210	75,707	155,148
55-59	412,103	26,739	95,752	145,930	143,682
60-64	348,701	13,701	55,100	193,523	86,377
65-69	320,950	6,523	31,797	236,154	46,476
70-74	307,170	2,999	26,132	256,913	21,126
75-79	300,804	1,409	18,332	272,432	8,631
80-84	210,974	468	10,284	197,919	2,303
85+	107,199	205	799	105,770	425

4. 가구주의 성, 연령 및 혼인상태별 가구(계속)

Households by Household Head's Sex, Age and Marital Status(Cont'd)

단위 : %
Unit : %

【2016년】

연령 Age group	계 Total	혼인상태 By marital status			
		미혼 Single	유배우 Married	사별 Widowed	이혼 Divorced
합계 Both sexes	100.0	100.0	100.0	100.0	100.0
0-14	0.0	0.0	0.0	0.0	0.0
15-19	0.4	2.6	0.0	0.0	0.0
20-24	1.9	13.0	0.1	0.0	0.1
25-29	3.7	19.6	1.3	0.0	0.6
30-34	7.0	19.6	5.8	0.1	3.0
35-39	9.8	16.2	10.1	0.3	7.8
40-44	11.5	12.2	12.7	1.0	13.7
45-49	12.3	8.2	13.9	2.5	18.0
50-54	12.3	4.4	14.2	5.1	19.0
55-59	12.3	2.5	14.0	9.6	17.5
60-64	9.1	1.0	10.1	12.5	10.7
65-69	6.8	0.4	7.1	15.0	5.7
70-74	5.3	0.2	5.0	16.4	2.6
75-79	4.2	0.1	3.5	17.4	1.0
80-84	2.5	0.0	1.7	12.7	0.3
85+	1.1	0.0	0.5	7.2	0.1
남자 Male	100.0	100.0	100.0	100.0	100.0
0-14	0.0	0.0	0.0	0.0	0.0
15-19	0.2	2.1	0.0	0.0	0.0
20-24	1.1	9.5	0.1	0.0	0.0
25-29	3.0	19.0	1.2	0.0	0.3
30-34	7.2	21.6	5.8	0.1	2.0
35-39	10.5	17.5	10.0	0.4	6.9
40-44	12.4	13.0	12.5	1.4	13.5
45-49	13.2	8.8	13.7	2.9	18.1
50-54	13.2	4.6	14.1	6.0	19.8
55-59	13.0	2.4	14.1	10.6	18.2
60-64	9.4	0.8	10.3	12.5	11.2
65-69	6.6	0.3	7.3	13.6	5.9
70-74	4.6	0.1	5.1	15.1	2.7
75-79	3.3	0.0	3.6	16.2	1.1
80-84	1.7	0.0	1.7	12.0	0.3
85+	0.7	0.0	0.6	9.2	0.1
여자 Female	100.0	100.0	100.0	100.0	100.0
0-14	0.0	0.1	0.0	0.0	0.0
15-19	0.8	3.3	0.0	0.0	0.0
20-24	4.7	18.3	0.6	0.0	0.2
25-29	5.8	20.6	2.8	0.0	0.9
30-34	6.1	16.5	6.9	0.1	3.9
35-39	7.2	14.3	10.3	0.3	8.5
40-44	8.5	10.9	14.5	1.0	13.8
45-49	9.4	7.2	17.3	2.4	17.9
50-54	9.3	3.9	15.4	4.9	18.3
55-59	9.9	2.6	12.9	9.5	16.9
60-64	8.4	1.3	7.4	12.5	10.2
65-69	7.7	0.6	4.3	15.3	5.5
70-74	7.4	0.3	3.5	16.7	2.5
75-79	7.2	0.1	2.5	17.7	1.0
80-84	5.1	0.0	1.4	12.8	0.3
85+	2.6	0.0	0.1	6.9	0.1

4. 가구주의 성, 연령 및 혼인상태별 가구(계속)

Households by Household Head's Sex, Age and Marital Status(Cont'd)

단위 : 가구

Unit : household

[2017년]

연령 Age group	계 Total	혼인상태 By marital status			
		미혼 Single	유배우 Married	사별 Widowed	이혼 Divorced
합계 Both sexes	18,546,858	2,657,325	12,382,394	1,840,052	1,667,087
0-14	1,087	1,087	0	0	0
15-19	65,132	64,630	467	0	35
20-24	351,601	336,998	12,359	4	2,240
25-29	683,403	518,910	154,383	168	9,942
30-34	1,201,475	490,228	664,183	1,339	45,725
35-39	1,811,632	449,165	1,229,343	5,770	127,354
40-44	2,041,660	318,367	1,492,045	17,370	213,878
45-49	2,297,665	232,473	1,726,385	42,851	295,956
50-54	2,231,595	122,769	1,716,391	86,383	306,052
55-59	2,305,077	70,393	1,765,289	171,581	297,814
60-64	1,794,353	31,007	1,334,881	235,300	193,165
65-69	1,290,927	12,814	902,250	274,437	101,426
70-74	982,818	5,199	634,613	295,718	47,288
75-79	796,019	2,280	449,109	325,113	19,517
80-84	473,245	703	226,549	240,354	5,639
85+	219,169	302	74,147	143,664	1,056
남자 Male	14,320,482	1,594,773	11,636,532	296,988	792,189
0-14	573	573	0	0	0
15-19	31,590	31,445	145	0	0
20-24	156,358	148,201	7,929	0	228
25-29	437,096	301,374	133,657	13	2,052
30-34	956,451	325,554	616,398	208	14,291
35-39	1,499,540	292,059	1,152,726	1,208	53,547
40-44	1,696,500	202,490	1,388,814	3,743	101,453
45-49	1,895,872	148,855	1,596,980	8,194	141,843
50-54	1,850,748	78,687	1,603,510	16,591	151,960
55-59	1,884,564	41,530	1,666,465	30,363	146,206
60-64	1,424,408	15,380	1,275,579	37,974	95,475
65-69	963,865	5,634	868,978	40,019	49,234
70-74	676,123	1,922	607,516	43,770	22,915
75-79	488,531	750	429,600	48,741	9,440
80-84	254,967	227	215,040	36,730	2,970
85+	103,296	92	73,195	29,434	575
여자 Female	4,226,376	1,062,552	745,862	1,543,064	874,898
0-14	514	514	0	0	0
15-19	33,542	33,185	322	0	35
20-24	195,243	188,797	4,430	4	2,012
25-29	246,307	217,536	20,726	155	7,890
30-34	245,024	164,674	47,785	1,131	31,434
35-39	312,092	157,106	76,617	4,562	73,807
40-44	345,160	115,877	103,231	13,627	112,425
45-49	401,793	83,618	129,405	34,657	154,113
50-54	380,847	44,082	112,881	69,792	154,092
55-59	420,513	28,863	98,824	141,218	151,608
60-64	369,945	15,627	59,302	197,326	97,690
65-69	327,062	7,180	33,272	234,418	52,192
70-74	306,695	3,277	27,097	251,948	24,373
75-79	307,488	1,530	19,509	276,372	10,077
80-84	218,278	476	11,509	203,624	2,669
85+	115,873	210	952	114,230	481

4. 가구주의 성, 연령 및 혼인상태별 가구(계속)

Households by Household Head's Sex, Age and Marital Status(Cont'd)

단위 : %
Unit : %

【2017년】

연령 Age group	계 Total	혼인상태 By marital status			
		미혼 Single	유배우 Married	사별 Widowed	이혼 Divorced
합계 Both sexes	100.0	100.0	100.0	100.0	100.0
0-14	0.0	0.0	0.0	0.0	0.0
15-19	0.4	2.4	0.0	0.0	0.0
20-24	1.9	12.7	0.1	0.0	0.1
25-29	3.7	19.5	1.2	0.0	0.6
30-34	6.5	18.4	5.4	0.1	2.7
35-39	9.8	16.9	9.9	0.3	7.6
40-44	11.0	12.0	12.0	0.9	12.8
45-49	12.4	8.7	13.9	2.3	17.8
50-54	12.0	4.6	13.9	4.7	18.4
55-59	12.4	2.6	14.3	9.3	17.9
60-64	9.7	1.2	10.8	12.8	11.6
65-69	7.0	0.5	7.3	14.9	6.1
70-74	5.3	0.2	5.1	16.1	2.8
75-79	4.3	0.1	3.6	17.7	1.2
80-84	2.6	0.0	1.8	13.1	0.3
85+	1.2	0.0	0.6	7.8	0.1
남자 Male	100.0	100.0	100.0	100.0	100.0
0-14	0.0	0.0	0.0	0.0	0.0
15-19	0.2	2.0	0.0	0.0	0.0
20-24	1.1	9.3	0.1	0.0	0.0
25-29	3.1	18.9	1.1	0.0	0.3
30-34	6.7	20.4	5.3	0.1	1.8
35-39	10.5	18.3	9.9	0.4	6.8
40-44	11.8	12.7	11.9	1.3	12.8
45-49	13.2	9.3	13.7	2.8	17.9
50-54	12.9	4.9	13.8	5.6	19.2
55-59	13.2	2.6	14.3	10.2	18.5
60-64	9.9	1.0	11.0	12.8	12.1
65-69	6.7	0.4	7.5	13.5	6.2
70-74	4.7	0.1	5.2	14.7	2.9
75-79	3.4	0.0	3.7	16.4	1.2
80-84	1.8	0.0	1.8	12.4	0.4
85+	0.7	0.0	0.6	9.9	0.1
여자 Female	100.0	100.0	100.0	100.0	100.0
0-14	0.0	0.0	0.0	0.0	0.0
15-19	0.8	3.1	0.0	0.0	0.0
20-24	4.6	17.8	0.6	0.0	0.2
25-29	5.8	20.5	2.8	0.0	0.9
30-34	5.8	15.5	6.4	0.1	3.6
35-39	7.4	14.8	10.3	0.3	8.4
40-44	8.2	10.9	13.8	0.9	12.9
45-49	9.5	7.9	17.3	2.2	17.6
50-54	9.0	4.1	15.1	4.5	17.6
55-59	9.9	2.7	13.2	9.2	17.3
60-64	8.8	1.5	8.0	12.8	11.2
65-69	7.7	0.7	4.5	15.2	6.0
70-74	7.3	0.3	3.6	16.3	2.8
75-79	7.3	0.1	2.6	17.9	1.2
80-84	5.2	0.0	1.5	13.2	0.3
85+	2.7	0.0	0.1	7.4	0.1

4. 가구주의 성, 연령 및 혼인상태별 가구(계속)

Households by Household Head's Sex, Age and Marital Status(Cont'd)

단위 : 가구

Unit : household

[2018년]

연령 Age group	계 Total	혼인상태 By marital status			
		미혼 Single	유배우 Married	사별 Widowed	이혼 Divorced
합계 Both sexes	18,711,665	2,726,346	12,426,443	1,842,787	1,716,089
0-14	1,051	1,051	0	0	0
15-19	63,259	62,776	448	0	35
20-24	346,689	332,400	12,038	3	2,248
25-29	700,708	534,877	155,568	159	10,104
30-34	1,139,410	477,375	617,669	1,173	43,193
35-39	1,808,535	470,466	1,204,466	5,449	128,154
40-44	1,979,620	324,877	1,431,322	15,697	207,724
45-49	2,317,444	251,249	1,727,082	40,267	298,846
50-54	2,216,291	135,408	1,693,446	80,538	306,899
55-59	2,328,930	76,657	1,780,557	164,440	307,276
60-64	1,912,403	35,435	1,422,947	239,193	214,828
65-69	1,333,066	14,458	933,036	273,075	112,497
70-74	1,019,751	5,804	664,317	295,343	54,287
75-79	812,026	2,463	461,148	326,173	22,242
80-84	494,131	743	240,214	246,636	6,538
85+	238,351	307	82,185	154,641	1,218
남자 Male	14,426,481	1,636,399	11,675,873	299,151	815,058
0-14	554	554	0	0	0
15-19	30,762	30,622	140	0	0
20-24	153,809	145,893	7,692	0	224
25-29	448,083	311,282	134,725	12	2,064
30-34	903,419	317,071	572,755	180	13,413
35-39	1,489,561	306,769	1,128,068	1,153	53,571
40-44	1,640,068	205,713	1,331,866	3,446	99,043
45-49	1,908,451	159,003	1,597,505	7,848	144,095
50-54	1,834,435	86,034	1,580,620	15,627	152,154
55-59	1,905,843	45,799	1,680,093	29,158	150,793
60-64	1,521,400	18,010	1,359,320	38,737	105,333
65-69	998,357	6,321	898,112	40,244	53,680
70-74	707,963	2,168	635,837	43,977	25,981
75-79	501,045	825	440,618	48,977	10,625
80-84	268,943	238	227,479	37,815	3,411
85+	113,788	97	81,043	31,977	671
여자 Female	4,285,184	1,089,947	750,570	1,543,636	901,031
0-14	497	497	0	0	0
15-19	32,497	32,154	308	0	35
20-24	192,880	186,507	4,346	3	2,024
25-29	252,625	223,595	20,843	147	8,040
30-34	235,991	160,304	44,914	993	29,780
35-39	318,974	163,697	76,398	4,296	74,583
40-44	339,552	119,164	99,456	12,251	108,681
45-49	408,993	92,246	129,577	32,419	154,751
50-54	381,856	49,374	112,826	64,911	154,745
55-59	423,087	30,858	100,464	135,282	156,483
60-64	391,003	17,425	63,627	200,456	109,495
65-69	334,709	8,137	34,924	232,831	58,817
70-74	311,788	3,636	28,480	251,366	28,306
75-79	310,981	1,638	20,530	277,196	11,617
80-84	225,188	505	12,735	208,821	3,127
85+	124,563	210	1,142	122,664	547

4. 가구주의 성, 연령 및 혼인상태별 가구(계속)

Households by Household Head's Sex, Age and Marital Status(Cont'd)

단위 : %
Unit : %

【2018년】

연령 Age group	계 Total	혼인상태 By marital status			
		미혼 Single	유배우 Married	사별 Widowed	이혼 Divorced
합계 Both sexes	100.0	100.0	100.0	100.0	100.0
0-14	0.0	0.0	0.0	0.0	0.0
15-19	0.3	2.3	0.0	0.0	0.0
20-24	1.9	12.2	0.1	0.0	0.1
25-29	3.7	19.6	1.3	0.0	0.6
30-34	6.1	17.5	5.0	0.1	2.5
35-39	9.7	17.3	9.7	0.3	7.5
40-44	10.6	11.9	11.5	0.9	12.1
45-49	12.4	9.2	13.9	2.2	17.4
50-54	11.8	5.0	13.6	4.4	17.9
55-59	12.4	2.8	14.3	8.9	17.9
60-64	10.2	1.3	11.5	13.0	12.5
65-69	7.1	0.5	7.5	14.8	6.6
70-74	5.4	0.2	5.3	16.0	3.2
75-79	4.3	0.1	3.7	17.7	1.3
80-84	2.6	0.0	1.9	13.4	0.4
85+	1.3	0.0	0.7	8.4	0.1
남자 Male	100.0	100.0	100.0	100.0	100.0
0-14	0.0	0.0	0.0	0.0	0.0
15-19	0.2	1.9	0.0	0.0	0.0
20-24	1.1	8.9	0.1	0.0	0.0
25-29	3.1	19.0	1.2	0.0	0.3
30-34	6.3	19.4	4.9	0.1	1.6
35-39	10.3	18.7	9.7	0.4	6.6
40-44	11.4	12.6	11.4	1.2	12.2
45-49	13.2	9.7	13.7	2.6	17.7
50-54	12.7	5.3	13.5	5.2	18.7
55-59	13.2	2.8	14.4	9.7	18.5
60-64	10.5	1.1	11.6	12.9	12.9
65-69	6.9	0.4	7.7	13.5	6.6
70-74	4.9	0.1	5.4	14.7	3.2
75-79	3.5	0.1	3.8	16.4	1.3
80-84	1.9	0.0	1.9	12.6	0.4
85+	0.8	0.0	0.7	10.7	0.1
여자 Female	100.0	100.0	100.0	100.0	100.0
0-14	0.0	0.0	0.0	0.0	0.0
15-19	0.8	3.0	0.0	0.0	0.0
20-24	4.5	17.1	0.6	0.0	0.2
25-29	5.9	20.5	2.8	0.0	0.9
30-34	5.5	14.7	6.0	0.1	3.3
35-39	7.4	15.0	10.2	0.3	8.3
40-44	7.9	10.9	13.3	0.8	12.1
45-49	9.5	8.5	17.3	2.1	17.2
50-54	8.9	4.5	15.0	4.2	17.2
55-59	9.9	2.8	13.4	8.8	17.4
60-64	9.1	1.6	8.5	13.0	12.2
65-69	7.8	0.7	4.7	15.1	6.5
70-74	7.3	0.3	3.8	16.3	3.1
75-79	7.3	0.2	2.7	18.0	1.3
80-84	5.3	0.0	1.7	13.5	0.3
85+	2.9	0.0	0.2	7.9	0.1

4. 가구주의 성, 연령 및 혼인상태별 가구(계속)

Households by Household Head's Sex, Age and Marital Status(Cont'd)

단위 : 가구

Unit : household

【2019년】

연령 Age group	계 Total	혼인상태 By marital status			
		미혼 Single	유배우 Married	사별 Widowed	이혼 Divorced
합계 Both sexes	18,867,058	2,795,034	12,463,214	1,845,669	1,763,141
0-14	1,013	1,013	0	0	0
15-19	61,207	60,735	437	0	35
20-24	338,730	324,886	11,590	3	2,251
25-29	718,235	550,137	157,572	154	10,372
30-34	1,101,459	472,867	586,076	1,032	41,484
35-39	1,769,002	479,961	1,157,421	5,058	126,562
40-44	1,945,373	338,978	1,388,144	14,327	203,924
45-49	2,309,144	265,751	1,707,948	37,448	297,997
50-54	2,223,649	150,558	1,687,056	75,778	310,257
55-59	2,323,985	83,319	1,772,567	155,653	312,446
60-64	2,024,296	40,130	1,505,779	242,173	236,214
65-69	1,396,386	16,538	978,594	275,222	126,032
70-74	1,067,473	6,490	700,090	298,963	61,930
75-79	814,895	2,560	466,025	321,557	24,753
80-84	513,723	796	253,029	252,414	7,484
85+	258,488	315	90,886	165,887	1,400
남자 Male	14,524,579	1,678,068	11,708,623	301,343	836,545
0-14	526	526	0	0	0
15-19	29,637	29,502	135	0	0
20-24	149,529	141,959	7,354	0	216
25-29	459,023	320,463	136,451	11	2,098
30-34	871,073	314,760	543,309	157	12,847
35-39	1,450,501	314,141	1,082,676	1,068	52,616
40-44	1,605,920	213,881	1,291,250	3,209	97,580
45-49	1,898,190	166,296	1,579,833	7,456	144,605
50-54	1,835,866	94,496	1,573,095	14,804	153,471
55-59	1,903,465	50,276	1,671,952	27,831	153,406
60-64	1,612,907	20,882	1,437,781	39,323	114,921
65-69	1,048,799	7,211	941,511	40,833	59,244
70-74	746,421	2,446	669,855	44,881	29,239
75-79	505,626	871	444,807	48,312	11,636
80-84	282,087	257	239,083	38,860	3,887
85+	125,009	101	89,531	34,598	779
여자 Female	4,342,479	1,116,966	754,591	1,544,326	926,596
0-14	487	487	0	0	0
15-19	31,570	31,233	302	0	35
20-24	189,201	182,927	4,236	3	2,035
25-29	259,212	229,674	21,121	143	8,274
30-34	230,386	158,107	42,767	875	28,637
35-39	318,501	165,820	74,745	3,990	73,946
40-44	339,453	125,097	96,894	11,118	106,344
45-49	410,954	99,455	128,115	29,992	153,392
50-54	387,783	56,062	113,961	60,974	156,786
55-59	420,520	33,043	100,615	127,822	159,040
60-64	411,389	19,248	67,998	202,850	121,293
65-69	347,587	9,327	37,083	234,389	66,788
70-74	321,052	4,044	30,235	254,082	32,691
75-79	309,269	1,689	21,218	273,245	13,117
80-84	231,636	539	13,946	213,554	3,597
85+	133,479	214	1,355	131,289	621

4. 가구주의 성, 연령 및 혼인상태별 가구(계속)

Households by Household Head's Sex, Age and Marital Status(Cont'd)

단위 : %
Unit : %

【2019년】

연령 Age group	계 Total	혼인상태 By marital status			
		미혼 Single	유배우 Married	사별 Widowed	이혼 Divorced
합계 Both sexes	100.0	100.0	100.0	100.0	100.0
0-14	0.0	0.0	0.0	0.0	0.0
15-19	0.3	2.2	0.0	0.0	0.0
20-24	1.8	11.6	0.1	0.0	0.1
25-29	3.8	19.7	1.3	0.0	0.6
30-34	5.8	16.9	4.7	0.1	2.4
35-39	9.4	17.2	9.3	0.3	7.2
40-44	10.3	12.1	11.1	0.8	11.6
45-49	12.2	9.5	13.7	2.0	16.9
50-54	11.8	5.4	13.5	4.1	17.6
55-59	12.3	3.0	14.2	8.4	17.7
60-64	10.7	1.4	12.1	13.1	13.4
65-69	7.4	0.6	7.9	14.9	7.1
70-74	5.7	0.2	5.6	16.2	3.5
75-79	4.3	0.1	3.7	17.4	1.4
80-84	2.7	0.0	2.0	13.7	0.4
85+	1.4	0.0	0.7	9.0	0.1
남자 Male	100.0	100.0	100.0	100.0	100.0
0-14	0.0	0.0	0.0	0.0	0.0
15-19	0.2	1.8	0.0	0.0	0.0
20-24	1.0	8.5	0.1	0.0	0.0
25-29	3.2	19.1	1.2	0.0	0.3
30-34	6.0	18.8	4.6	0.1	1.5
35-39	10.0	18.7	9.2	0.4	6.3
40-44	11.1	12.7	11.0	1.1	11.7
45-49	13.1	9.9	13.5	2.5	17.3
50-54	12.6	5.6	13.4	4.9	18.3
55-59	13.1	3.0	14.3	9.2	18.3
60-64	11.1	1.2	12.3	13.0	13.7
65-69	7.2	0.4	8.0	13.6	7.1
70-74	5.1	0.1	5.7	14.9	3.5
75-79	3.5	0.1	3.8	16.0	1.4
80-84	1.9	0.0	2.0	12.9	0.5
85+	0.9	0.0	0.8	11.5	0.1
여자 Female	100.0	100.0	100.0	100.0	100.0
0-14	0.0	0.0	0.0	0.0	0.0
15-19	0.7	2.8	0.0	0.0	0.0
20-24	4.4	16.4	0.6	0.0	0.2
25-29	6.0	20.6	2.8	0.0	0.9
30-34	5.3	14.2	5.7	0.1	3.1
35-39	7.3	14.8	9.9	0.3	8.0
40-44	7.8	11.2	12.8	0.7	11.5
45-49	9.5	8.9	17.0	1.9	16.6
50-54	8.9	5.0	15.1	3.9	16.9
55-59	9.7	3.0	13.3	8.3	17.2
60-64	9.5	1.7	9.0	13.1	13.1
65-69	8.0	0.8	4.9	15.2	7.2
70-74	7.4	0.4	4.0	16.5	3.5
75-79	7.1	0.2	2.8	17.7	1.4
80-84	5.3	0.0	1.8	13.8	0.4
85+	3.1	0.0	0.2	8.5	0.1

4. 가구주의 성, 연령 및 혼인상태별 가구(계속)

Households by Household Head's Sex, Age and Marital Status(Cont'd)

단위 : 가구

Unit : household

[2020년]

연령 Age group	계 Total	혼인상태 By marital status			
		미혼 Single	유배우 Married	사별 Widowed	이혼 Divorced
합계 Both sexes	19,011,815	2,861,370	12,493,455	1,848,787	1,808,203
0-14	1,011	1,011	0	0	0
15-19	56,859	56,421	403	0	35
20-24	329,880	316,574	11,075	3	2,228
25-29	731,410	561,139	159,450	151	10,670
30-34	1,086,812	477,025	568,215	932	40,640
35-39	1,695,572	478,738	1,090,013	4,602	122,219
40-44	1,945,555	361,931	1,366,951	13,299	203,374
45-49	2,267,746	274,314	1,665,501	34,579	293,352
50-54	2,251,647	169,024	1,695,058	71,754	315,811
55-59	2,300,827	89,884	1,751,075	146,128	313,740
60-64	2,112,918	45,332	1,570,045	241,756	255,785
65-69	1,494,967	18,922	1,049,523	283,115	143,407
70-74	1,111,907	7,177	731,854	303,398	69,478
75-79	813,743	2,682	469,018	314,892	27,151
80-84	531,336	871	264,967	256,800	8,698
85+	279,625	325	100,307	177,378	1,615
남자 Male	14,614,411	1,718,586	11,735,515	303,604	856,706
0-14	524	524	0	0	0
15-19	27,448	27,323	125	0	0
20-24	144,542	137,367	6,969	0	206
25-29	466,882	326,714	138,027	11	2,130
30-34	858,133	318,600	526,803	133	12,597
35-39	1,384,577	314,510	1,018,492	979	50,596
40-44	1,599,273	228,063	1,270,798	3,028	97,384
45-49	1,860,518	170,052	1,540,358	7,012	143,096
50-54	1,854,091	104,382	1,579,441	14,157	156,111
55-59	1,886,964	54,674	1,651,374	26,447	154,469
60-64	1,684,991	24,082	1,498,197	39,306	123,406
65-69	1,126,101	8,268	1,009,263	42,180	66,390
70-74	780,630	2,716	699,849	45,710	32,355
75-79	508,526	915	447,336	47,653	12,622
80-84	294,220	286	249,802	39,688	4,444
85+	136,991	110	98,681	37,300	900
여자 Female	4,397,404	1,142,784	757,940	1,545,183	951,497
0-14	487	487	0	0	0
15-19	29,411	29,098	278	0	35
20-24	185,338	179,207	4,106	3	2,022
25-29	264,528	234,425	21,423	140	8,540
30-34	228,679	158,425	41,412	799	28,043
35-39	310,995	164,228	71,521	3,623	71,623
40-44	346,282	133,868	96,153	10,271	105,990
45-49	407,228	104,262	125,143	27,567	150,256
50-54	397,556	64,642	115,617	57,597	159,700
55-59	413,863	35,210	99,701	119,681	159,271
60-64	427,927	21,250	71,848	202,450	132,379
65-69	368,866	10,654	40,260	240,935	77,017
70-74	331,277	4,461	32,005	257,688	37,123
75-79	305,217	1,767	21,682	267,239	14,529
80-84	237,116	585	15,165	217,112	4,254
85+	142,634	215	1,626	140,078	715

4. 가구주의 성, 연령 및 혼인상태별 가구(계속)

Households by Household Head's Sex, Age and Marital Status(Cont'd)

단위 : %
Unit : %

【2020년】

연령 Age group	계 Total	혼인상태 By marital status			
		미혼 Single	유배우 Married	사별 Widowed	이혼 Divorced
합계 Both sexes	100.0	100.0	100.0	100.0	100.0
0-14	0.0	0.0	0.0	0.0	0.0
15-19	0.3	2.0	0.0	0.0	0.0
20-24	1.7	11.1	0.1	0.0	0.1
25-29	3.8	19.6	1.3	0.0	0.6
30-34	5.7	16.7	4.5	0.1	2.2
35-39	8.9	16.7	8.7	0.2	6.8
40-44	10.2	12.6	10.9	0.7	11.2
45-49	11.9	9.6	13.3	1.9	16.2
50-54	11.8	5.9	13.6	3.9	17.5
55-59	12.1	3.1	14.0	7.9	17.4
60-64	11.1	1.6	12.6	13.1	14.1
65-69	7.9	0.7	8.4	15.3	7.9
70-74	5.8	0.3	5.9	16.4	3.8
75-79	4.3	0.1	3.8	17.0	1.5
80-84	2.8	0.0	2.1	13.9	0.5
85+	1.5	0.0	0.8	9.6	0.1
남자 Male	100.0	100.0	100.0	100.0	100.0
0-14	0.0	0.0	0.0	0.0	0.0
15-19	0.2	1.6	0.0	0.0	0.0
20-24	1.0	8.0	0.1	0.0	0.0
25-29	3.2	19.0	1.2	0.0	0.2
30-34	5.9	18.5	4.5	0.0	1.5
35-39	9.5	18.3	8.7	0.3	5.9
40-44	10.9	13.3	10.8	1.0	11.4
45-49	12.7	9.9	13.1	2.3	16.7
50-54	12.7	6.1	13.5	4.7	18.2
55-59	12.9	3.2	14.1	8.7	18.0
60-64	11.5	1.4	12.8	12.9	14.4
65-69	7.7	0.5	8.6	13.9	7.7
70-74	5.3	0.2	6.0	15.1	3.8
75-79	3.5	0.1	3.8	15.7	1.5
80-84	2.0	0.0	2.1	13.1	0.5
85+	0.9	0.0	0.8	12.3	0.1
여자 Female	100.0	100.0	100.0	100.0	100.0
0-14	0.0	0.0	0.0	0.0	0.0
15-19	0.7	2.5	0.0	0.0	0.0
20-24	4.2	15.7	0.5	0.0	0.2
25-29	6.0	20.5	2.8	0.0	0.9
30-34	5.2	13.9	5.5	0.1	2.9
35-39	7.1	14.4	9.4	0.2	7.5
40-44	7.9	11.7	12.7	0.7	11.1
45-49	9.3	9.1	16.5	1.8	15.8
50-54	9.0	5.7	15.3	3.7	16.8
55-59	9.4	3.1	13.2	7.7	16.7
60-64	9.7	1.9	9.5	13.1	13.9
65-69	8.4	0.9	5.3	15.6	8.1
70-74	7.5	0.4	4.2	16.7	3.9
75-79	6.9	0.2	2.9	17.3	1.5
80-84	5.4	0.1	2.0	14.1	0.4
85+	3.2	0.0	0.2	9.1	0.1

4. 가구주의 성, 연령 및 혼인상태별 가구(계속)

Households by Household Head's Sex, Age and Marital Status(Cont'd)

단위 : 가구

Unit : household

[2021년]

연령 Age group	계 Total	혼인상태 By marital status			
		미혼 Single	유배우 Married	사별 Widowed	이혼 Divorced
합계 Both sexes	19,146,744	2,924,856	12,518,266	1,852,252	1,851,370
0-14	1,009	1,009	0	0	0
15-19	51,812	51,418	360	0	34
20-24	319,666	306,951	10,514	2	2,199
25-29	735,611	565,036	159,611	141	10,823
30-34	1,083,316	486,885	555,331	870	40,230
35-39	1,611,686	472,957	1,018,308	4,116	116,305
40-44	1,969,991	391,200	1,360,823	12,550	205,418
45-49	2,200,832	278,120	1,605,363	31,623	285,726
50-54	2,289,947	189,312	1,710,148	68,348	322,139
55-59	2,271,730	97,200	1,725,039	136,586	312,905
60-64	2,182,003	50,655	1,619,295	239,124	272,929
65-69	1,610,216	22,108	1,130,970	293,465	163,673
70-74	1,148,241	7,861	757,979	305,540	76,861
75-79	818,349	2,855	476,328	308,956	30,210
80-84	551,170	950	278,336	261,822	10,062
85+	301,165	339	109,861	189,109	1,856
남자 Male	14,697,233	1,757,985	11,757,480	305,999	875,769
0-14	523	523	0	0	0
15-19	25,036	24,929	107	0	0
20-24	139,118	132,369	6,552	0	197
25-29	469,062	328,744	138,169	9	2,140
30-34	852,514	325,351	514,620	128	12,415
35-39	1,311,998	312,286	950,770	880	48,062
40-44	1,612,083	247,007	1,263,986	2,886	98,204
45-49	1,801,638	170,770	1,484,335	6,551	139,982
50-54	1,880,266	114,772	1,592,648	13,606	159,240
55-59	1,866,095	59,598	1,626,695	25,097	154,705
60-64	1,741,043	27,461	1,544,276	38,623	130,683
65-69	1,215,877	9,752	1,087,073	44,227	74,825
70-74	808,789	3,016	724,375	46,026	35,372
75-79	516,119	976	454,052	47,275	13,816
80-84	307,860	316	261,874	40,579	5,091
85+	149,212	115	107,948	40,112	1,037
여자 Female	4,449,511	1,166,871	760,786	1,546,253	975,601
0-14	486	486	0	0	0
15-19	26,776	26,489	253	0	34
20-24	180,548	174,582	3,962	2	2,002
25-29	266,549	236,292	21,442	132	8,683
30-34	230,802	161,534	40,711	742	27,815
35-39	299,688	160,671	67,538	3,236	68,243
40-44	357,908	144,193	96,837	9,664	107,214
45-49	399,194	107,350	121,028	25,072	145,744
50-54	409,681	74,540	117,500	54,742	162,899
55-59	405,635	37,602	98,344	111,489	158,200
60-64	440,960	23,194	75,019	200,501	142,246
65-69	394,339	12,356	43,897	249,238	88,848
70-74	339,452	4,845	33,604	259,514	41,489
75-79	302,230	1,879	22,276	261,681	16,394
80-84	243,310	634	16,462	221,243	4,971
85+	151,953	224	1,913	148,997	819

4. 가구주의 성, 연령 및 혼인상태별 가구(계속)

Households by Household Head's Sex, Age and Marital Status(Cont'd)

단위 : %
Unit : %

【2021년】

연령 Age group	계 Total	혼인상태 By marital status			
		미혼 Single	유배우 Married	사별 Widowed	이혼 Divorced
합계 Both sexes	100.0	100.0	100.0	100.0	100.0
0-14	0.0	0.0	0.0	0.0	0.0
15-19	0.3	1.8	0.0	0.0	0.0
20-24	1.7	10.5	0.1	0.0	0.1
25-29	3.8	19.3	1.3	0.0	0.6
30-34	5.7	16.6	4.4	0.0	2.2
35-39	8.4	16.2	8.1	0.2	6.3
40-44	10.3	13.4	10.9	0.7	11.1
45-49	11.5	9.5	12.8	1.7	15.4
50-54	12.0	6.5	13.7	3.7	17.4
55-59	11.9	3.3	13.8	7.4	16.9
60-64	11.4	1.7	12.9	12.9	14.7
65-69	8.4	0.8	9.0	15.8	8.8
70-74	6.0	0.3	6.1	16.5	4.2
75-79	4.3	0.1	3.8	16.7	1.6
80-84	2.9	0.0	2.2	14.1	0.5
85+	1.6	0.0	0.9	10.2	0.1
남자 Male	100.0	100.0	100.0	100.0	100.0
0-14	0.0	0.0	0.0	0.0	0.0
15-19	0.2	1.4	0.0	0.0	0.0
20-24	0.9	7.5	0.1	0.0	0.0
25-29	3.2	18.7	1.2	0.0	0.2
30-34	5.8	18.5	4.4	0.0	1.4
35-39	8.9	17.8	8.1	0.3	5.5
40-44	11.0	14.1	10.8	0.9	11.2
45-49	12.3	9.7	12.6	2.1	16.0
50-54	12.8	6.5	13.5	4.4	18.2
55-59	12.7	3.4	13.8	8.2	17.7
60-64	11.8	1.6	13.1	12.6	14.9
65-69	8.3	0.6	9.2	14.5	8.5
70-74	5.5	0.2	6.2	15.0	4.0
75-79	3.5	0.1	3.9	15.4	1.6
80-84	2.1	0.0	2.2	13.3	0.6
85+	1.0	0.0	0.9	13.1	0.1
여자 Female	100.0	100.0	100.0	100.0	100.0
0-14	0.0	0.0	0.0	0.0	0.0
15-19	0.6	2.3	0.0	0.0	0.0
20-24	4.1	15.0	0.5	0.0	0.2
25-29	6.0	20.3	2.8	0.0	0.9
30-34	5.2	13.8	5.4	0.0	2.9
35-39	6.7	13.8	8.9	0.2	7.0
40-44	8.0	12.4	12.7	0.6	11.0
45-49	9.0	9.2	15.9	1.6	14.9
50-54	9.2	6.4	15.4	3.5	16.7
55-59	9.1	3.2	12.9	7.2	16.2
60-64	9.9	2.0	9.9	13.0	14.6
65-69	8.9	1.1	5.8	16.1	9.1
70-74	7.6	0.4	4.4	16.8	4.3
75-79	6.8	0.2	2.9	16.9	1.7
80-84	5.5	0.1	2.2	14.3	0.5
85+	3.4	0.0	0.3	9.6	0.1

4. 가구주의 성, 연령 및 혼인상태별 가구(계속)

Households by Household Head's Sex, Age and Marital Status(Cont'd)

단위 : 가구

Unit : household

[2022년]

연령 Age group	계 Total	혼인상태 By marital status			
		미혼 Single	유배우 Married	사별 Widowed	이혼 Divorced
합계 Both sexes	19,273,336	2,982,899	12,543,806	1,856,893	1,889,738
0-14	1,003	1,003	0	0	0
15-19	48,737	48,372	333	0	32
20-24	307,193	295,047	10,039	1	2,106
25-29	729,195	560,413	157,945	134	10,703
30-34	1,101,409	503,325	556,930	825	40,329
35-39	1,522,176	463,843	945,528	3,651	109,154
40-44	1,995,102	419,539	1,355,925	11,986	207,652
45-49	2,125,753	281,364	1,539,194	28,830	276,365
50-54	2,327,291	209,115	1,724,867	65,466	327,843
55-59	2,244,607	106,238	1,698,219	128,072	312,078
60-64	2,232,633	55,813	1,654,694	235,312	286,814
65-69	1,722,299	25,585	1,210,814	302,394	183,506
70-74	1,184,195	8,719	784,518	305,893	85,065
75-79	836,526	3,125	493,198	305,882	34,321
80-84	572,987	1,049	292,258	268,041	11,639
85+	322,230	349	119,344	200,406	2,131
남자 Male	14,776,639	1,795,291	11,780,409	308,607	892,332
0-14	516	516	0	0	0
15-19	23,494	23,396	98	0	0
20-24	133,904	127,491	6,223	0	190
25-29	464,239	325,453	136,667	9	2,110
30-34	865,342	336,681	516,082	122	12,457
35-39	1,235,029	307,132	882,154	788	44,955
40-44	1,626,154	266,252	1,258,137	2,782	98,983
45-49	1,736,038	171,314	1,422,713	6,072	135,939
50-54	1,906,281	124,723	1,605,921	13,238	162,399
55-59	1,844,481	65,204	1,600,862	23,770	154,645
60-64	1,782,686	30,770	1,577,301	37,972	136,643
65-69	1,303,863	11,472	1,163,525	45,870	82,996
70-74	837,486	3,349	749,237	46,296	38,604
75-79	533,534	1,057	469,905	47,177	15,395
80-84	322,330	360	274,462	41,682	5,826
85+	161,262	121	117,122	42,829	1,190
여자 Female	4,496,697	1,187,608	763,397	1,548,286	997,406
0-14	487	487	0	0	0
15-19	25,243	24,976	235	0	32
20-24	173,289	167,556	3,816	1	1,916
25-29	264,956	234,960	21,278	125	8,593
30-34	236,067	166,644	40,848	703	27,872
35-39	287,147	156,711	63,374	2,863	64,199
40-44	368,948	153,287	97,788	9,204	108,669
45-49	389,715	110,050	116,481	22,758	140,426
50-54	421,010	84,392	118,946	52,228	165,444
55-59	400,126	41,034	97,357	104,302	157,433
60-64	449,947	25,043	77,393	197,340	150,171
65-69	418,436	14,113	47,289	256,524	100,510
70-74	346,709	5,370	35,281	259,597	46,461
75-79	302,992	2,068	23,293	258,705	18,926
80-84	250,657	689	17,796	226,359	5,813
85+	160,968	228	2,222	157,577	941

4. 가구주의 성, 연령 및 혼인상태별 가구(계속)

Households by Household Head's Sex, Age and Marital Status(Cont'd)

단위 : %
Unit : %

【2022년】

연령 Age group	계 Total	혼인상태 By marital status			
		미혼 Single	유배우 Married	사별 Widowed	이혼 Divorced
합계 Both sexes	100.0	100.0	100.0	100.0	100.0
0-14	0.0	0.0	0.0	0.0	0.0
15-19	0.3	1.6	0.0	0.0	0.0
20-24	1.6	9.9	0.1	0.0	0.1
25-29	3.8	18.8	1.3	0.0	0.6
30-34	5.7	16.9	4.4	0.0	2.1
35-39	7.9	15.6	7.5	0.2	5.8
40-44	10.4	14.1	10.8	0.6	11.0
45-49	11.0	9.4	12.3	1.6	14.6
50-54	12.1	7.0	13.8	3.5	17.3
55-59	11.6	3.6	13.5	6.9	16.5
60-64	11.6	1.9	13.2	12.7	15.2
65-69	8.9	0.9	9.7	16.3	9.7
70-74	6.1	0.3	6.3	16.5	4.5
75-79	4.3	0.1	3.9	16.5	1.8
80-84	3.0	0.0	2.3	14.4	0.6
85+	1.7	0.0	1.0	10.8	0.1
남자 Male	100.0	100.0	100.0	100.0	100.0
0-14	0.0	0.0	0.0	0.0	0.0
15-19	0.2	1.3	0.0	0.0	0.0
20-24	0.9	7.1	0.1	0.0	0.0
25-29	3.1	18.1	1.2	0.0	0.2
30-34	5.9	18.8	4.4	0.0	1.4
35-39	8.4	17.1	7.5	0.3	5.0
40-44	11.0	14.8	10.7	0.9	11.1
45-49	11.7	9.5	12.1	2.0	15.2
50-54	12.9	6.9	13.6	4.3	18.2
55-59	12.5	3.6	13.6	7.7	17.3
60-64	12.1	1.7	13.4	12.3	15.3
65-69	8.8	0.6	9.9	14.9	9.3
70-74	5.7	0.2	6.4	15.0	4.3
75-79	3.6	0.1	4.0	15.3	1.7
80-84	2.2	0.0	2.3	13.5	0.7
85+	1.1	0.0	1.0	13.9	0.1
여자 Female	100.0	100.0	100.0	100.0	100.0
0-14	0.0	0.0	0.0	0.0	0.0
15-19	0.6	2.1	0.0	0.0	0.0
20-24	3.9	14.1	0.5	0.0	0.2
25-29	5.9	19.8	2.8	0.0	0.9
30-34	5.2	14.0	5.4	0.0	2.8
35-39	6.4	13.2	8.3	0.2	6.4
40-44	8.2	12.9	12.8	0.6	10.9
45-49	8.7	9.3	15.3	1.5	14.1
50-54	9.4	7.1	15.6	3.4	16.6
55-59	8.9	3.5	12.8	6.7	15.8
60-64	10.0	2.1	10.1	12.7	15.1
65-69	9.3	1.2	6.2	16.6	10.1
70-74	7.7	0.5	4.6	16.8	4.7
75-79	6.7	0.2	3.1	16.7	1.9
80-84	5.6	0.1	2.3	14.6	0.6
85+	3.6	0.0	0.3	10.2	0.1

4. 가구주의 성, 연령 및 혼인상태별 가구(계속)

Households by Household Head's Sex, Age and Marital Status(Cont'd)

단위 : 가구

Unit : household

[2023년]

연령 Age group	계 Total	혼인상태 By marital status			
		미혼 Single	유배우 Married	사별 Widowed	이혼 Divorced
합계 Both sexes	19,390,772	3,035,417	12,568,834	1,862,496	1,924,025
0-14	1,008	1,008	0	0	0
15-19	46,986	46,629	327	0	30
20-24	293,979	282,333	9,642	1	2,003
25-29	713,181	548,429	154,175	123	10,454
30-34	1,130,980	522,219	567,167	794	40,800
35-39	1,449,093	456,780	886,399	3,241	102,673
40-44	1,994,437	441,051	1,334,717	11,407	207,262
45-49	2,063,424	287,592	1,481,554	26,321	267,957
50-54	2,348,979	226,809	1,729,074	62,430	330,666
55-59	2,230,090	117,501	1,678,426	121,167	312,996
60-64	2,256,425	60,804	1,670,689	229,043	295,889
65-69	1,835,881	29,297	1,292,277	310,396	203,911
70-74	1,225,391	9,940	814,352	306,783	94,316
75-79	871,125	3,514	519,521	308,684	39,406
80-84	586,825	1,136	301,779	270,695	13,215
85+	342,968	375	128,735	211,411	2,447
남자 Male	14,851,284	1,830,219	11,802,908	311,336	906,821
0-14	517	517	0	0	0
15-19	22,631	22,537	94	0	0
20-24	128,769	122,624	5,964	0	181
25-29	452,747	317,547	133,144	10	2,046
30-34	888,681	350,173	525,704	120	12,684
35-39	1,172,636	303,045	826,630	701	42,260
40-44	1,619,431	281,424	1,236,910	2,661	98,436
45-49	1,681,386	174,346	1,369,059	5,632	132,349
50-54	1,920,844	133,483	1,609,921	12,843	164,597
55-59	1,829,932	71,494	1,580,964	22,639	154,835
60-64	1,803,667	34,011	1,592,024	36,853	140,779
65-69	1,393,513	13,508	1,241,482	47,241	91,282
70-74	869,869	3,786	777,159	46,834	42,090
75-79	561,588	1,193	494,868	48,099	17,428
80-84	331,852	396	282,784	42,173	6,499
85+	173,221	135	126,201	45,530	1,355
여자 Female	4,539,488	1,205,198	765,926	1,551,160	1,017,204
0-14	491	491	0	0	0
15-19	24,355	24,092	233	0	30
20-24	165,210	159,709	3,678	1	1,822
25-29	260,434	230,882	21,031	113	8,408
30-34	242,299	172,046	41,463	674	28,116
35-39	276,457	153,735	59,769	2,540	60,413
40-44	375,006	159,627	97,807	8,746	108,826
45-49	382,038	113,246	112,495	20,689	135,608
50-54	428,135	93,326	119,153	49,587	166,069
55-59	400,158	46,007	97,462	98,528	158,161
60-64	452,758	26,793	78,665	192,190	155,110
65-69	442,368	15,789	50,795	263,155	112,629
70-74	355,522	6,154	37,193	259,949	52,226
75-79	309,537	2,321	24,653	260,585	21,978
80-84	254,973	740	18,995	228,522	6,716
85+	169,747	240	2,534	165,881	1,092

4. 가구주의 성, 연령 및 혼인상태별 가구(계속)

Households by Household Head's Sex, Age and Marital Status(Cont'd)

단위: %
Unit: %

연령 Age group	계 Total	혼인상태 By marital status			
		미혼 Single	유배우 Married	사별 Widowed	이혼 Divorced
합계 Both sexes	100.0	100.0	100.0	100.0	100.0
0-14	0.0	0.0	0.0	0.0	0.0
15-19	0.2	1.5	0.0	0.0	0.0
20-24	1.5	9.3	0.1	0.0	0.1
25-29	3.7	18.1	1.2	0.0	0.5
30-34	5.8	17.2	4.5	0.0	2.1
35-39	7.5	15.0	7.1	0.2	5.3
40-44	10.3	14.5	10.6	0.6	10.8
45-49	10.6	9.5	11.8	1.4	13.9
50-54	12.1	7.5	13.8	3.4	17.2
55-59	11.5	3.9	13.4	6.5	16.3
60-64	11.6	2.0	13.3	12.3	15.4
65-69	9.5	1.0	10.3	16.7	10.6
70-74	6.3	0.3	6.5	16.5	4.9
75-79	4.5	0.1	4.1	16.6	2.0
80-84	3.0	0.0	2.4	14.5	0.7
85+	1.8	0.0	1.0	11.4	0.1
남자 Male	100.0	100.0	100.0	100.0	100.0
0-14	0.0	0.0	0.0	0.0	0.0
15-19	0.2	1.2	0.0	0.0	0.0
20-24	0.9	6.7	0.1	0.0	0.0
25-29	3.0	17.4	1.1	0.0	0.2
30-34	6.0	19.1	4.5	0.0	1.4
35-39	7.9	16.6	7.0	0.2	4.7
40-44	10.9	15.4	10.5	0.9	10.9
45-49	11.3	9.5	11.6	1.8	14.6
50-54	12.9	7.3	13.6	4.1	18.2
55-59	12.3	3.9	13.4	7.3	17.1
60-64	12.1	1.9	13.5	11.8	15.5
65-69	9.4	0.7	10.5	15.2	10.1
70-74	5.9	0.2	6.6	15.0	4.6
75-79	3.8	0.1	4.2	15.4	1.9
80-84	2.2	0.0	2.4	13.5	0.7
85+	1.2	0.0	1.1	14.6	0.1
여자 Female	100.0	100.0	100.0	100.0	100.0
0-14	0.0	0.0	0.0	0.0	0.0
15-19	0.5	2.0	0.0	0.0	0.0
20-24	3.6	13.3	0.5	0.0	0.2
25-29	5.7	19.2	2.7	0.0	0.8
30-34	5.3	14.3	5.4	0.0	2.8
35-39	6.1	12.8	7.8	0.2	5.9
40-44	8.3	13.2	12.8	0.6	10.7
45-49	8.4	9.4	14.7	1.3	13.3
50-54	9.4	7.7	15.6	3.2	16.3
55-59	8.8	3.8	12.7	6.4	15.5
60-64	10.0	2.2	10.3	12.4	15.2
65-69	9.7	1.3	6.6	17.0	11.1
70-74	7.8	0.5	4.9	16.8	5.1
75-79	6.8	0.2	3.2	16.8	2.2
80-84	5.6	0.1	2.5	14.7	0.7
85+	3.7	0.0	0.3	10.7	0.1

4. 가구의 성, 연령 및 혼인상태별 가구(계속)

Households by Household Head's Sex, Age and Marital Status(Cont'd)

단위 : 가구

Unit : household

[2024년]

연령 Age group	계 Total	혼인상태 By marital status			
		미혼 Single	유배우 Married	사별 Widowed	이혼 Divorced
합계 Both sexes	19,497,903	3,082,071	12,592,319	1,869,131	1,954,382
0-14	1,003	1,003	0	0	0
15-19	45,123	44,780	315	0	28
20-24	280,076	268,895	9,272	1	1,908
25-29	691,345	532,242	148,855	115	10,133
30-34	1,158,800	538,430	578,176	772	41,422
35-39	1,406,646	456,447	849,279	2,927	97,993
40-44	1,953,703	451,665	1,288,954	10,697	202,387
45-49	2,030,474	300,504	1,443,017	24,311	262,642
50-54	2,341,935	240,717	1,713,109	58,927	329,182
55-59	2,238,300	131,033	1,675,019	115,850	316,398
60-64	2,252,036	66,145	1,665,311	220,000	300,580
65-69	1,943,776	33,240	1,369,215	317,339	223,982
70-74	1,286,101	11,426	857,481	311,683	105,511
75-79	914,644	3,969	550,078	315,751	44,846
80-84	590,354	1,181	306,264	268,332	14,577
85+	363,587	394	137,974	222,426	2,793
남자 Male	14,919,552	1,861,912	11,823,973	314,315	919,352
0-14	513	513	0	0	0
15-19	21,692	21,605	87	0	0
20-24	122,778	116,894	5,709	0	175
25-29	437,511	307,405	128,132	9	1,965
30-34	910,619	361,720	535,844	120	12,935
35-39	1,137,220	303,986	792,126	640	40,468
40-44	1,581,389	290,029	1,193,022	2,499	95,839
45-49	1,650,071	181,658	1,332,941	5,291	130,181
50-54	1,912,314	139,882	1,595,239	12,352	164,841
55-59	1,833,086	78,762	1,576,400	21,709	156,215
60-64	1,802,385	37,431	1,586,494	35,486	142,974
65-69	1,478,306	15,766	1,314,838	48,405	99,297
70-74	916,363	4,342	817,781	47,857	46,383
75-79	594,363	1,355	523,788	49,713	19,507
80-84	335,815	419	286,446	41,916	7,034
85+	185,127	145	135,126	48,318	1,538
여자 Female	4,578,351	1,220,159	768,346	1,554,816	1,035,030
0-14	490	490	0	0	0
15-19	23,431	23,175	228	0	28
20-24	157,298	152,001	3,563	1	1,733
25-29	253,834	224,837	20,723	106	8,168
30-34	248,181	176,710	42,332	652	28,487
35-39	269,426	152,461	57,153	2,287	57,525
40-44	372,314	161,636	95,932	8,198	106,548
45-49	380,403	118,846	110,076	19,020	132,461
50-54	429,621	100,835	117,870	46,575	164,341
55-59	405,214	52,271	98,619	94,141	160,183
60-64	449,651	28,714	78,817	184,514	157,606
65-69	465,470	17,474	54,377	268,934	124,685
70-74	369,738	7,084	39,700	263,826	59,128
75-79	320,281	2,614	26,290	266,038	25,339
80-84	254,539	762	19,818	226,416	7,543
85+	178,460	249	2,848	174,108	1,255

4. 가구주의 성, 연령 및 혼인상태별 가구(계속)

Households by Household Head's Sex, Age and Marital Status(Cont'd)

단위 : %
Unit : %

【2024년】

연령 Age group	계 Total	혼인상태 By marital status			
		미혼 Single	유배우 Married	사별 Widowed	이혼 Divorced
합계 Both sexes	100.0	100.0	100.0	100.0	100.0
0-14	0.0	0.0	0.0	0.0	0.0
15-19	0.2	1.5	0.0	0.0	0.0
20-24	1.4	8.7	0.1	0.0	0.1
25-29	3.5	17.3	1.2	0.0	0.5
30-34	5.9	17.5	4.6	0.0	2.1
35-39	7.2	14.8	6.7	0.2	5.0
40-44	10.0	14.7	10.2	0.6	10.4
45-49	10.4	9.8	11.5	1.3	13.4
50-54	12.0	7.8	13.6	3.2	16.8
55-59	11.5	4.3	13.3	6.2	16.2
60-64	11.6	2.1	13.2	11.8	15.4
65-69	10.0	1.1	10.9	17.0	11.5
70-74	6.6	0.4	6.8	16.7	5.4
75-79	4.7	0.1	4.4	16.9	2.3
80-84	3.0	0.0	2.4	14.4	0.7
85+	1.9	0.0	1.1	11.9	0.1
남자 Male	100.0	100.0	100.0	100.0	100.0
0-14	0.0	0.0	0.0	0.0	0.0
15-19	0.1	1.2	0.0	0.0	0.0
20-24	0.8	6.3	0.0	0.0	0.0
25-29	2.9	16.5	1.1	0.0	0.2
30-34	6.1	19.4	4.5	0.0	1.4
35-39	7.6	16.3	6.7	0.2	4.4
40-44	10.6	15.6	10.1	0.8	10.4
45-49	11.1	9.8	11.3	1.7	14.2
50-54	12.8	7.5	13.5	3.9	17.9
55-59	12.3	4.2	13.3	6.9	17.0
60-64	12.1	2.0	13.4	11.3	15.6
65-69	9.9	0.8	11.1	15.4	10.8
70-74	6.1	0.2	6.9	15.2	5.0
75-79	4.0	0.1	4.4	15.8	2.1
80-84	2.3	0.0	2.4	13.3	0.8
85+	1.2	0.0	1.1	15.4	0.2
여자 Female	100.0	100.0	100.0	100.0	100.0
0-14	0.0	0.0	0.0	0.0	0.0
15-19	0.5	1.9	0.0	0.0	0.0
20-24	3.4	12.5	0.5	0.0	0.2
25-29	5.5	18.4	2.7	0.0	0.8
30-34	5.4	14.5	5.5	0.0	2.8
35-39	5.9	12.5	7.4	0.1	5.6
40-44	8.1	13.2	12.5	0.5	10.3
45-49	8.3	9.7	14.3	1.2	12.8
50-54	9.4	8.3	15.3	3.0	15.9
55-59	8.9	4.3	12.8	6.1	15.5
60-64	9.8	2.4	10.3	11.9	15.2
65-69	10.2	1.4	7.1	17.3	12.0
70-74	8.1	0.6	5.2	17.0	5.7
75-79	7.0	0.2	3.4	17.1	2.4
80-84	5.6	0.1	2.6	14.6	0.7
85+	3.9	0.0	0.4	11.2	0.1

4. 가구주의 성, 연령 및 혼인상태별 가구(계속)

Households by Household Head's Sex, Age and Marital Status(Cont'd)

단위 : 가구

Unit : household

【2025년】

연령 Age group	계 Total	혼인상태 By marital status			
		미혼 Single	유배우 Married	사별 Widowed	이혼 Divorced
합계 Both sexes	19,593,767	3,122,917	12,612,651	1,876,963	1,981,236
0-14	1,002	1,002	0	0	0
15-19	44,478	44,138	312	0	28
20-24	260,656	250,272	8,602	1	1,781
25-29	669,796	517,024	142,845	106	9,821
30-34	1,177,821	548,721	586,334	754	42,012
35-39	1,393,104	463,258	832,001	2,703	95,142
40-44	1,876,099	452,091	1,221,000	9,831	193,177
45-49	2,033,541	321,420	1,427,901	22,866	261,354
50-54	2,301,155	249,317	1,673,333	55,205	323,300
55-59	2,267,202	147,533	1,686,112	111,633	321,924
60-64	2,229,958	71,384	1,647,696	209,388	301,490
65-69	2,029,683	37,577	1,429,809	320,264	242,033
70-74	1,379,349	13,097	922,895	323,531	119,826
75-79	954,854	4,406	577,007	323,292	50,149
80-84	591,157	1,255	309,713	264,200	15,989
85+	383,912	422	147,091	233,189	3,210
남자 Male	14,979,949	1,890,165	11,841,893	317,619	930,272
0-14	508	508	0	0	0
15-19	21,386	21,301	85	0	0
20-24	113,661	108,261	5,237	0	163
25-29	422,060	297,726	122,442	9	1,883
30-34	925,463	369,100	543,094	119	13,150
35-39	1,126,630	310,123	776,387	595	39,525
40-44	1,514,638	291,996	1,128,961	2,310	91,371
45-49	1,647,217	194,337	1,318,113	5,045	129,722
50-54	1,876,060	143,417	1,558,127	11,765	162,751
55-59	1,853,068	87,260	1,585,816	21,036	158,956
60-64	1,788,135	40,771	1,569,548	34,016	143,800
65-69	1,545,535	18,246	1,372,265	48,831	106,193
70-74	986,403	4,986	879,592	49,901	51,924
75-79	623,215	1,527	549,039	51,154	21,495
80-84	339,048	446	289,288	41,718	7,596
85+	196,922	160	143,899	51,120	1,743
여자 Female	4,613,818	1,232,752	770,758	1,559,344	1,050,964
0-14	494	494	0	0	0
15-19	23,092	22,837	227	0	28
20-24	146,995	142,011	3,365	1	1,618
25-29	247,736	219,298	20,403	97	7,938
30-34	252,358	179,621	43,240	635	28,862
35-39	266,474	153,135	55,614	2,108	55,617
40-44	361,461	160,095	92,039	7,521	101,806
45-49	386,324	127,083	109,788	17,821	131,632
50-54	425,095	105,900	115,206	43,440	160,549
55-59	414,134	60,273	100,296	90,597	162,968
60-64	441,823	30,613	78,148	175,372	157,690
65-69	484,148	19,331	57,544	271,433	135,840
70-74	392,946	8,111	43,303	273,630	67,902
75-79	331,639	2,879	27,968	272,138	28,654
80-84	252,109	809	20,425	222,482	8,393
85+	186,990	262	3,192	182,069	1,467

4. 가구주의 성, 연령 및 혼인상태별 가구(계속)

Households by Household Head's Sex, Age and Marital Status(Cont'd)

단위 : %
Unit : %

【2025년】

연령 Age group	계 Total	혼인상태 By marital status			
		미혼 Single	유배우 Married	사별 Widowed	이혼 Divorced
합계 Both sexes	100.0	100.0	100.0	100.0	100.0
0-14	0.0	0.0	0.0	0.0	0.0
15-19	0.2	1.4	0.0	0.0	0.0
20-24	1.3	8.0	0.1	0.0	0.1
25-29	3.4	16.6	1.1	0.0	0.5
30-34	6.0	17.6	4.6	0.0	2.1
35-39	7.1	14.8	6.6	0.1	4.8
40-44	9.6	14.5	9.7	0.5	9.8
45-49	10.4	10.3	11.3	1.2	13.2
50-54	11.7	8.0	13.3	2.9	16.3
55-59	11.6	4.7	13.4	5.9	16.2
60-64	11.4	2.3	13.1	11.2	15.2
65-69	10.4	1.2	11.3	17.1	12.2
70-74	7.0	0.4	7.3	17.2	6.0
75-79	4.9	0.1	4.6	17.2	2.5
80-84	3.0	0.0	2.5	14.1	0.8
85+	2.0	0.0	1.2	12.4	0.2
남자 Male	100.0	100.0	100.0	100.0	100.0
0-14	0.0	0.0	0.0	0.0	0.0
15-19	0.1	1.1	0.0	0.0	0.0
20-24	0.8	5.7	0.0	0.0	0.0
25-29	2.8	15.8	1.0	0.0	0.2
30-34	6.2	19.5	4.6	0.0	1.4
35-39	7.5	16.4	6.6	0.2	4.2
40-44	10.1	15.4	9.5	0.7	9.8
45-49	11.0	10.3	11.1	1.6	13.9
50-54	12.5	7.6	13.2	3.7	17.5
55-59	12.4	4.6	13.4	6.6	17.1
60-64	11.9	2.2	13.3	10.7	15.5
65-69	10.3	1.0	11.6	15.4	11.4
70-74	6.6	0.3	7.4	15.7	5.6
75-79	4.2	0.1	4.6	16.1	2.3
80-84	2.3	0.0	2.4	13.1	0.8
85+	1.3	0.0	1.2	16.1	0.2
여자 Female	100.0	100.0	100.0	100.0	100.0
0-14	0.0	0.0	0.0	0.0	0.0
15-19	0.5	1.9	0.0	0.0	0.0
20-24	3.2	11.5	0.4	0.0	0.2
25-29	5.4	17.8	2.6	0.0	0.8
30-34	5.5	14.6	5.6	0.0	2.7
35-39	5.8	12.4	7.2	0.1	5.3
40-44	7.8	13.0	11.9	0.5	9.7
45-49	8.4	10.3	14.2	1.1	12.5
50-54	9.2	8.6	14.9	2.8	15.3
55-59	9.0	4.9	13.0	5.8	15.5
60-64	9.6	2.5	10.1	11.2	15.0
65-69	10.5	1.6	7.5	17.4	12.9
70-74	8.5	0.7	5.6	17.5	6.5
75-79	7.2	0.2	3.6	17.5	2.7
80-84	5.5	0.1	2.6	14.3	0.8
85+	4.1	0.0	0.4	11.7	0.1

4. 가구주의 성, 연령 및 혼인상태별 가구(계속)

Households by Household Head's Sex, Age and Marital Status(Cont'd)

단위 : 가구

Unit : household

[2026년]

연령 Age group	계 Total	혼인상태 By marital status			
		미혼 Single	유배우 Married	사별 Widowed	이혼 Divorced
합계 Both sexes	19,676,345	3,158,518	12,628,041	1,885,082	2,004,704
0-14	1,002	1,002	0	0	0
15-19	44,181	43,839	315	0	27
20-24	242,045	232,555	7,850	1	1,639
25-29	645,551	499,444	136,536	103	9,468
30-34	1,181,441	551,058	587,518	734	42,131
35-39	1,394,381	473,985	824,479	2,549	93,368
40-44	1,787,504	448,060	1,148,566	8,894	181,984
45-49	2,061,501	347,985	1,428,662	21,865	262,989
50-54	2,234,226	253,538	1,615,492	51,230	313,966
55-59	2,306,504	165,766	1,704,269	108,260	328,209
60-64	2,202,193	77,256	1,626,234	198,450	300,253
65-69	2,096,663	42,020	1,476,939	320,213	257,491
70-74	1,487,401	15,369	997,638	338,025	136,369
75-79	988,254	4,840	599,609	328,485	55,320
80-84	597,938	1,340	316,916	261,869	17,813
85+	405,560	461	157,018	244,404	3,677
남자 Male	15,030,721	1,915,038	11,854,995	321,011	939,677
0-14	504	504	0	0	0
15-19	21,209	21,125	84	0	0
20-24	104,663	99,811	4,704	0	148
25-29	405,422	287,097	116,528	9	1,788
30-34	928,536	371,360	543,823	118	13,235
35-39	1,127,049	318,151	769,456	574	38,868
40-44	1,441,067	291,334	1,061,407	2,105	86,221
45-49	1,664,158	211,252	1,317,622	4,855	130,429
50-54	1,818,293	144,387	1,503,976	11,080	158,850
55-59	1,881,071	96,240	1,602,073	20,493	162,265
60-64	1,770,166	44,576	1,549,127	32,556	143,907
65-69	1,598,151	20,888	1,416,774	48,556	111,933
70-74	1,067,158	5,937	950,191	52,684	58,346
75-79	647,252	1,713	570,085	52,054	23,400
80-84	346,367	482	295,697	41,879	8,309
85+	209,655	181	153,448	54,048	1,978
여자 Female	4,645,624	1,243,480	773,046	1,564,071	1,065,027
0-14	498	498	0	0	0
15-19	22,972	22,714	231	0	27
20-24	137,382	132,744	3,146	1	1,491
25-29	240,129	212,347	20,008	94	7,680
30-34	252,905	179,698	43,695	616	28,896
35-39	267,332	155,834	55,023	1,975	54,500
40-44	346,437	156,726	87,159	6,789	95,763
45-49	397,343	136,733	111,040	17,010	132,560
50-54	415,933	109,151	111,516	40,150	155,116
55-59	425,433	69,526	102,196	87,767	165,944
60-64	432,027	32,680	77,107	165,894	156,346
65-69	498,512	21,132	60,165	271,657	145,558
70-74	420,243	9,432	47,447	285,341	78,023
75-79	341,002	3,127	29,524	276,431	31,920
80-84	251,571	858	21,219	219,990	9,504
85+	195,905	280	3,570	190,356	1,699

4. 가구주의 성, 연령 및 혼인상태별 가구(계속)

Households by Household Head's Sex, Age and Marital Status(Cont'd)

단위 : %
Unit : %

연령 Age group	계 Total	혼인상태 By marital status			
		미혼 Single	유배우 Married	사별 Widowed	이혼 Divorced
합계 Both sexes	100.0	100.0	100.0	100.0	100.0
0-14	0.0	0.0	0.0	0.0	0.0
15-19	0.2	1.4	0.0	0.0	0.0
20-24	1.2	7.4	0.1	0.0	0.1
25-29	3.3	15.8	1.1	0.0	0.5
30-34	6.0	17.4	4.7	0.0	2.1
35-39	7.1	15.0	6.5	0.1	4.7
40-44	9.1	14.2	9.1	0.5	9.1
45-49	10.5	11.0	11.3	1.2	13.1
50-54	11.4	8.0	12.8	2.7	15.7
55-59	11.7	5.2	13.5	5.7	16.4
60-64	11.2	2.4	12.9	10.5	15.0
65-69	10.7	1.3	11.7	17.0	12.8
70-74	7.6	0.5	7.9	17.9	6.8
75-79	5.0	0.2	4.7	17.4	2.8
80-84	3.0	0.0	2.5	13.9	0.9
85+	2.1	0.0	1.2	13.0	0.2
남자 Male	100.0	100.0	100.0	100.0	100.0
0-14	0.0	0.0	0.0	0.0	0.0
15-19	0.1	1.1	0.0	0.0	0.0
20-24	0.7	5.2	0.0	0.0	0.0
25-29	2.7	15.0	1.0	0.0	0.2
30-34	6.2	19.4	4.6	0.0	1.4
35-39	7.5	16.6	6.5	0.2	4.1
40-44	9.6	15.2	9.0	0.7	9.2
45-49	11.1	11.0	11.1	1.5	13.9
50-54	12.1	7.5	12.7	3.5	16.9
55-59	12.5	5.0	13.5	6.4	17.3
60-64	11.8	2.3	13.1	10.1	15.3
65-69	10.6	1.1	12.0	15.1	11.9
70-74	7.1	0.3	8.0	16.4	6.2
75-79	4.3	0.1	4.8	16.2	2.5
80-84	2.3	0.0	2.5	13.0	0.9
85+	1.4	0.0	1.3	16.8	0.2
여자 Female	100.0	100.0	100.0	100.0	100.0
0-14	0.0	0.0	0.0	0.0	0.0
15-19	0.5	1.8	0.0	0.0	0.0
20-24	3.0	10.7	0.4	0.0	0.1
25-29	5.2	17.1	2.6	0.0	0.7
30-34	5.4	14.5	5.7	0.0	2.7
35-39	5.8	12.5	7.1	0.1	5.1
40-44	7.5	12.6	11.3	0.4	9.0
45-49	8.6	11.0	14.4	1.1	12.4
50-54	9.0	8.8	14.4	2.6	14.6
55-59	9.2	5.6	13.2	5.6	15.6
60-64	9.3	2.6	10.0	10.6	14.7
65-69	10.7	1.7	7.8	17.4	13.7
70-74	9.0	0.8	6.1	18.2	7.3
75-79	7.3	0.3	3.8	17.7	3.0
80-84	5.4	0.1	2.7	14.1	0.9
85+	4.2	0.0	0.5	12.2	0.2

4. 가구주의 성, 연령 및 혼인상태별 가구(계속)

Households by Household Head's Sex, Age and Marital Status(Cont'd)

단위 : 가구

Unit : household

【2027년】

연령 Age group	계 Total	혼인상태 By marital status			
		미혼 Single	유배우 Married	사별 Widowed	이혼 Divorced
합계 Both sexes	19,745,090	3,189,547	12,637,075	1,893,435	2,025,033
0-14	1,008	1,008	0	0	0
15-19	43,473	43,132	314	0	27
20-24	230,850	221,893	7,402	0	1,555
25-29	615,504	475,915	130,441	96	9,052
30-34	1,166,676	544,993	579,320	704	41,659
35-39	1,421,191	490,882	834,299	2,447	93,563
40-44	1,692,314	441,149	1,073,360	7,967	169,838
45-49	2,089,286	373,590	1,429,822	21,085	264,789
50-54	2,159,190	257,194	1,551,607	47,296	303,093
55-59	2,345,060	183,667	1,722,218	105,322	333,853
60-64	2,176,195	84,567	1,604,117	188,398	299,113
65-69	2,145,584	46,360	1,511,378	317,932	269,914
70-74	1,592,800	17,810	1,071,316	351,055	152,619
75-79	1,021,942	5,403	623,217	331,990	61,332
80-84	616,252	1,484	331,105	263,255	20,408
85+	427,765	500	167,159	255,888	4,218
남자 Male	15,071,049	1,936,900	11,861,831	324,531	947,787
0-14	504	504	0	0	0
15-19	20,824	20,744	80	0	0
20-24	98,981	94,483	4,362	0	136
25-29	386,846	274,117	111,020	9	1,700
30-34	916,695	367,802	535,669	115	13,109
35-39	1,149,108	330,583	778,771	560	39,194
40-44	1,361,779	287,977	991,356	1,900	80,546
45-49	1,681,596	228,384	1,317,396	4,710	131,106
50-54	1,753,824	145,281	1,444,101	10,354	154,088
55-59	1,909,249	104,950	1,618,547	20,119	165,633
60-64	1,751,544	48,898	1,527,701	31,089	143,856
65-69	1,637,471	23,491	1,449,215	48,134	116,631
70-74	1,146,626	7,032	1,019,841	55,105	64,648
75-79	672,354	1,920	591,981	52,880	25,573
80-84	360,967	533	308,598	42,506	9,330
85+	222,681	201	163,193	57,050	2,237
여자 Female	4,674,041	1,252,647	775,244	1,568,904	1,077,246
0-14	504	504	0	0	0
15-19	22,649	22,388	234	0	27
20-24	131,869	127,410	3,040	0	1,419
25-29	228,658	201,798	19,421	87	7,352
30-34	249,981	177,191	43,651	589	28,550
35-39	272,083	160,299	55,528	1,887	54,369
40-44	330,535	153,172	82,004	6,067	89,292
45-49	407,690	145,206	112,426	16,375	133,683
50-54	405,366	111,913	107,506	36,942	149,005
55-59	435,811	78,717	103,671	85,203	168,220
60-64	424,651	35,669	76,416	157,309	155,257
65-69	508,113	22,869	62,163	269,798	153,283
70-74	446,174	10,778	51,475	295,950	87,971
75-79	349,588	3,483	31,236	279,110	35,759
80-84	255,285	951	22,507	220,749	11,078
85+	205,084	299	3,966	198,838	1,981

4. 가구주의 성, 연령 및 혼인상태별 가구(계속)

Households by Household Head's Sex, Age and Marital Status(Cont'd)

단위 : %
Unit : %

【2027년】

연령 Age group	계 Total	혼인상태 By marital status			
		미혼 Single	유배우 Married	사별 Widowed	이혼 Divorced
합계 Both sexes	100.0	100.0	100.0	100.0	100.0
0-14	0.0	0.0	0.0	0.0	0.0
15-19	0.2	1.4	0.0	0.0	0.0
20-24	1.2	7.0	0.1	0.0	0.1
25-29	3.1	14.9	1.0	0.0	0.4
30-34	5.9	17.1	4.6	0.0	2.1
35-39	7.2	15.4	6.6	0.1	4.6
40-44	8.6	13.8	8.5	0.4	8.4
45-49	10.6	11.7	11.3	1.1	13.1
50-54	10.9	8.1	12.3	2.5	15.0
55-59	11.9	5.8	13.6	5.6	16.5
60-64	11.0	2.7	12.7	10.0	14.8
65-69	10.9	1.5	12.0	16.8	13.3
70-74	8.1	0.6	8.5	18.5	7.5
75-79	5.2	0.2	4.9	17.5	3.0
80-84	3.1	0.0	2.6	13.9	1.0
85+	2.2	0.0	1.3	13.5	0.2
남자 Male	100.0	100.0	100.0	100.0	100.0
0-14	0.0	0.0	0.0	0.0	0.0
15-19	0.1	1.1	0.0	0.0	0.0
20-24	0.7	4.9	0.0	0.0	0.0
25-29	2.6	14.2	0.9	0.0	0.2
30-34	6.1	19.0	4.5	0.0	1.4
35-39	7.6	17.1	6.6	0.2	4.1
40-44	9.0	14.9	8.4	0.6	8.5
45-49	11.2	11.8	11.1	1.5	13.8
50-54	11.6	7.5	12.2	3.2	16.3
55-59	12.7	5.4	13.6	6.2	17.5
60-64	11.6	2.5	12.9	9.6	15.2
65-69	10.9	1.2	12.2	14.8	12.3
70-74	7.6	0.4	8.6	17.0	6.8
75-79	4.5	0.1	5.0	16.3	2.7
80-84	2.4	0.0	2.6	13.1	1.0
85+	1.5	0.0	1.4	17.6	0.2
여자 Female	100.0	100.0	100.0	100.0	100.0
0-14	0.0	0.0	0.0	0.0	0.0
15-19	0.5	1.8	0.0	0.0	0.0
20-24	2.8	10.2	0.4	0.0	0.1
25-29	4.9	16.1	2.5	0.0	0.7
30-34	5.3	14.1	5.6	0.0	2.7
35-39	5.8	12.8	7.2	0.1	5.0
40-44	7.1	12.2	10.6	0.4	8.3
45-49	8.7	11.6	14.5	1.0	12.4
50-54	8.7	8.9	13.9	2.4	13.8
55-59	9.3	6.3	13.4	5.4	15.6
60-64	9.1	2.8	9.9	10.0	14.4
65-69	10.9	1.8	8.0	17.2	14.2
70-74	9.5	0.9	6.6	18.9	8.2
75-79	7.5	0.3	4.0	17.8	3.3
80-84	5.5	0.1	2.9	14.1	1.0
85+	4.4	0.0	0.5	12.7	0.2

4. 가구주의 성, 연령 및 혼인상태별 가구(계속)

Households by Household Head's Sex, Age and Marital Status(Cont'd)

단위 : 가구

Unit : household

【2028년】

연령 Age group	계 Total	혼인상태 By marital status			
		미혼 Single	유배우 Married	사별 Widowed	이혼 Divorced
합계 Both sexes	19,800,362	3,216,704	12,638,584	1,903,024	2,042,050
0-14	1,016	1,016	0	0	0
15-19	42,867	42,529	311	0	27
20-24	223,948	215,309	7,131	0	1,508
25-29	583,385	450,041	124,605	90	8,649
30-34	1,136,268	532,118	562,742	671	40,737
35-39	1,460,610	510,178	853,181	2,392	94,859
40-44	1,614,636	436,130	1,011,932	7,168	159,406
45-49	2,089,054	393,199	1,412,529	20,208	263,118
50-54	2,097,270	263,299	1,496,645	43,733	293,593
55-59	2,367,936	199,786	1,729,822	101,825	336,503
60-64	2,162,398	93,714	1,588,459	180,461	299,764
65-69	2,168,650	50,584	1,528,217	311,941	277,908
70-74	1,699,500	20,368	1,146,441	363,396	169,295
75-79	1,061,056	6,206	650,176	336,313	68,361
80-84	646,145	1,683	351,403	269,501	23,558
85+	445,623	544	174,990	265,325	4,764
남자 Male	15,100,446	1,956,051	11,861,420	328,398	954,577
0-14	503	503	0	0	0
15-19	20,512	20,438	74	0	0
20-24	95,346	91,080	4,134	0	132
25-29	367,367	259,881	105,851	9	1,626
30-34	891,840	359,491	519,491	110	12,748
35-39	1,182,342	345,103	796,593	561	40,085
40-44	1,297,506	285,552	934,401	1,727	75,826
45-49	1,676,576	242,039	1,300,026	4,521	129,990
50-54	1,700,409	148,144	1,392,553	9,698	150,014
55-59	1,926,160	112,719	1,625,744	19,694	168,003
60-64	1,739,553	53,740	1,511,863	29,863	144,087
65-69	1,657,986	26,064	1,464,906	47,167	119,849
70-74	1,227,547	8,292	1,090,843	57,365	71,047
75-79	701,285	2,175	617,031	54,001	28,078
80-84	382,461	602	327,229	44,024	10,606
85+	233,053	228	170,681	59,658	2,486
여자 Female	4,699,916	1,260,653	777,164	1,574,626	1,087,473
0-14	513	513	0	0	0
15-19	22,355	22,091	237	0	27
20-24	128,602	124,229	2,997	0	1,376
25-29	216,018	190,160	18,754	81	7,023
30-34	244,428	172,627	43,251	561	27,989
35-39	278,268	165,075	56,588	1,831	54,774
40-44	317,130	150,578	77,531	5,441	83,580
45-49	412,478	151,160	112,503	15,687	133,128
50-54	396,861	115,155	104,092	34,035	143,579
55-59	441,776	87,067	104,078	82,131	168,500
60-64	422,845	39,974	76,596	150,598	155,677
65-69	510,664	24,520	63,311	264,774	158,059
70-74	471,953	12,076	55,598	306,031	98,248
75-79	359,771	4,031	33,145	282,312	40,283
80-84	263,684	1,081	24,174	225,477	12,952
85+	212,570	316	4,309	205,667	2,278

4. 가구의 성, 연령 및 혼인상태별 가구(계속)

Households by Household Head's Sex, Age and Marital Status(Cont'd)

단위 : %
Unit : %

【2028년】

연령 Age group	계 Total	혼인상태 By marital status			
		미혼 Single	유배우 Married	사별 Widowed	이혼 Divorced
합계 Both sexes	100.0	100.0	100.0	100.0	100.0
0-14	0.0	0.0	0.0	0.0	0.0
15-19	0.2	1.3	0.0	0.0	0.0
20-24	1.1	6.7	0.1	0.0	0.1
25-29	2.9	14.0	1.0	0.0	0.4
30-34	5.7	16.5	4.5	0.0	2.0
35-39	7.4	15.9	6.8	0.1	4.6
40-44	8.2	13.6	8.0	0.4	7.8
45-49	10.6	12.2	11.2	1.1	12.9
50-54	10.6	8.2	11.8	2.3	14.4
55-59	12.0	6.2	13.7	5.4	16.5
60-64	10.9	2.9	12.6	9.5	14.7
65-69	11.0	1.6	12.1	16.4	13.6
70-74	8.6	0.6	9.1	19.1	8.3
75-79	5.4	0.2	5.1	17.7	3.3
80-84	3.3	0.1	2.8	14.2	1.2
85+	2.3	0.0	1.4	13.9	0.2
남자 Male	100.0	100.0	100.0	100.0	100.0
0-14	0.0	0.0	0.0	0.0	0.0
15-19	0.1	1.0	0.0	0.0	0.0
20-24	0.6	4.7	0.0	0.0	0.0
25-29	2.4	13.3	0.9	0.0	0.2
30-34	5.9	18.4	4.4	0.0	1.3
35-39	7.8	17.6	6.7	0.2	4.2
40-44	8.6	14.6	7.9	0.5	7.9
45-49	11.1	12.4	11.0	1.4	13.6
50-54	11.3	7.6	11.7	3.0	15.7
55-59	12.8	5.8	13.7	6.0	17.6
60-64	11.5	2.7	12.7	9.1	15.1
65-69	11.0	1.3	12.4	14.4	12.6
70-74	8.1	0.4	9.2	17.5	7.4
75-79	4.6	0.1	5.2	16.4	2.9
80-84	2.5	0.0	2.8	13.4	1.1
85+	1.5	0.0	1.4	18.2	0.3
여자 Female	100.0	100.0	100.0	100.0	100.0
0-14	0.0	0.0	0.0	0.0	0.0
15-19	0.5	1.8	0.0	0.0	0.0
20-24	2.7	9.9	0.4	0.0	0.1
25-29	4.6	15.1	2.4	0.0	0.6
30-34	5.2	13.7	5.6	0.0	2.6
35-39	5.9	13.1	7.3	0.1	5.0
40-44	6.7	11.9	10.0	0.3	7.7
45-49	8.8	12.0	14.5	1.0	12.2
50-54	8.4	9.1	13.4	2.2	13.2
55-59	9.4	6.9	13.4	5.2	15.5
60-64	9.0	3.2	9.9	9.6	14.3
65-69	10.9	1.9	8.1	16.8	14.5
70-74	10.0	1.0	7.2	19.4	9.0
75-79	7.7	0.3	4.3	17.9	3.7
80-84	5.6	0.1	3.1	14.3	1.2
85+	4.5	0.0	0.6	13.1	0.2

4. 가구주의 성, 연령 및 혼인상태별 가구(계속)

Households by Household Head's Sex, Age and Marital Status(Cont'd)

단위 : 가구

Unit : household

[2029년]

연령 Age group	계 Total	혼인상태 By marital status			
		미혼 Single	유배우 Married	사별 Widowed	이혼 Divorced
합계 Both sexes	19,842,705	3,240,978	12,631,720	1,914,278	2,055,729
0-14	1,033	1,033	0	0	0
15-19	42,174	41,840	307	0	27
20-24	218,116	209,774	6,870	0	1,472
25-29	551,231	424,790	118,117	80	8,244
30-34	1,097,465	515,805	541,491	635	39,534
35-39	1,496,028	526,896	870,372	2,354	96,406
40-44	1,569,781	436,991	974,053	6,555	152,182
45-49	2,046,648	403,348	1,368,339	19,060	255,901
50-54	2,065,254	275,315	1,461,318	40,859	287,762
55-59	2,361,915	212,655	1,717,043	97,409	334,808
60-64	2,170,359	104,702	1,588,081	174,703	302,873
65-69	2,164,455	55,060	1,525,662	301,866	281,867
70-74	1,801,398	23,091	1,217,792	374,724	185,791
75-79	1,117,510	7,214	688,229	345,359	76,708
80-84	681,285	1,897	373,866	278,645	26,877
85+	458,053	567	180,180	272,029	5,277
남자 Male	15,118,722	1,973,045	11,852,798	332,757	960,122
0-14	510	510	0	0	0
15-19	20,177	20,105	72	0	0
20-24	92,133	88,095	3,910	0	128
25-29	346,960	245,385	100,030	7	1,538
30-34	860,419	349,157	498,901	105	12,256
35-39	1,211,728	357,722	812,469	565	40,972
40-44	1,261,625	287,443	899,716	1,601	72,865
45-49	1,638,862	250,219	1,258,100	4,279	126,264
50-54	1,670,565	154,575	1,359,126	9,182	147,682
55-59	1,919,946	118,606	1,613,867	19,114	168,359
60-64	1,744,261	59,333	1,510,486	28,931	145,511
65-69	1,658,222	28,750	1,462,096	45,829	121,547
70-74	1,304,393	9,707	1,157,994	59,399	77,293
75-79	742,030	2,510	652,611	55,811	31,098
80-84	406,455	686	347,783	46,083	11,903
85+	240,436	242	175,637	61,851	2,706
여자 Female	4,723,983	1,267,933	778,922	1,581,521	1,095,607
0-14	523	523	0	0	0
15-19	21,997	21,735	235	0	27
20-24	125,983	121,679	2,960	0	1,344
25-29	204,271	179,405	18,087	73	6,706
30-34	237,046	166,648	42,590	530	27,278
35-39	284,300	169,174	57,903	1,789	55,434
40-44	308,156	149,548	74,337	4,954	79,317
45-49	407,786	153,129	110,239	14,781	129,637
50-54	394,689	120,740	102,192	31,677	140,080
55-59	441,969	94,049	103,176	78,295	166,449
60-64	426,098	45,369	77,595	145,772	157,362
65-69	506,233	26,310	63,566	256,037	160,320
70-74	497,005	13,384	59,798	315,325	108,498
75-79	375,480	4,704	35,618	289,548	45,610
80-84	274,830	1,211	26,083	232,562	14,974
85+	217,617	325	4,543	210,178	2,571

4. 가구주의 성, 연령 및 혼인상태별 가구(계속)

Households by Household Head's Sex, Age and Marital Status(Cont'd)

단위 : %
Unit : %

연령 Age group	계 Total	혼인상태 By marital status			
		미혼 Single	유배우 Married	사별 Widowed	이혼 Divorced
합계 Both sexes	100.0	100.0	100.0	100.0	100.0
0-14	0.0	0.0	0.0	0.0	0.0
15-19	0.2	1.3	0.0	0.0	0.0
20-24	1.1	6.5	0.1	0.0	0.1
25-29	2.8	13.1	0.9	0.0	0.4
30-34	5.5	15.9	4.3	0.0	1.9
35-39	7.5	16.3	6.9	0.1	4.7
40-44	7.9	13.5	7.7	0.3	7.4
45-49	10.3	12.4	10.8	1.0	12.4
50-54	10.4	8.5	11.6	2.1	14.0
55-59	11.9	6.6	13.6	5.1	16.3
60-64	10.9	3.2	12.6	9.1	14.7
65-69	10.9	1.7	12.1	15.8	13.7
70-74	9.1	0.7	9.6	19.6	9.0
75-79	5.6	0.2	5.4	18.0	3.7
80-84	3.4	0.1	3.0	14.6	1.3
85+	2.3	0.0	1.4	14.2	0.3
남자 Male	100.0	100.0	100.0	100.0	100.0
0-14	0.0	0.0	0.0	0.0	0.0
15-19	0.1	1.0	0.0	0.0	0.0
20-24	0.6	4.5	0.0	0.0	0.0
25-29	2.3	12.4	0.8	0.0	0.2
30-34	5.7	17.7	4.2	0.0	1.3
35-39	8.0	18.1	6.9	0.2	4.3
40-44	8.3	14.6	7.6	0.5	7.6
45-49	10.8	12.7	10.6	1.3	13.2
50-54	11.0	7.8	11.5	2.8	15.4
55-59	12.7	6.0	13.6	5.7	17.5
60-64	11.5	3.0	12.7	8.7	15.2
65-69	11.0	1.5	12.3	13.8	12.7
70-74	8.6	0.5	9.8	17.9	8.1
75-79	4.9	0.1	5.5	16.8	3.2
80-84	2.7	0.0	2.9	13.8	1.2
85+	1.6	0.0	1.5	18.6	0.3
여자 Female	100.0	100.0	100.0	100.0	100.0
0-14	0.0	0.0	0.0	0.0	0.0
15-19	0.5	1.7	0.0	0.0	0.0
20-24	2.7	9.6	0.4	0.0	0.1
25-29	4.3	14.1	2.3	0.0	0.6
30-34	5.0	13.1	5.5	0.0	2.5
35-39	6.0	13.3	7.4	0.1	5.1
40-44	6.5	11.8	9.5	0.3	7.2
45-49	8.6	12.1	14.2	0.9	11.8
50-54	8.4	9.5	13.1	2.0	12.8
55-59	9.4	7.4	13.2	5.0	15.2
60-64	9.0	3.6	10.0	9.2	14.4
65-69	10.7	2.1	8.2	16.2	14.6
70-74	10.5	1.1	7.7	19.9	9.9
75-79	7.9	0.4	4.6	18.3	4.2
80-84	5.8	0.1	3.3	14.7	1.4
85+	4.6	0.0	0.6	13.3	0.2

4. 가구의 성, 연령 및 혼인상태별 가구(계속)

Households by Household Head's Sex, Age and Marital Status(Cont'd)

단위 : 가구

Unit : household

[2030년]

연령 Age group	계 Total	혼인상태 By marital status			
		미혼 Single	유배우 Married	사별 Widowed	이혼 Divorced
합계 Both sexes	19,871,144	3,263,248	12,614,805	1,926,686	2,066,405
0-14	1,042	1,042	0	0	0
15-19	41,447	41,115	305	0	27
20-24	216,128	207,893	6,777	0	1,458
25-29	511,054	394,974	108,355	71	7,654
30-34	1,060,219	501,046	520,292	594	38,287
35-39	1,518,696	537,826	880,817	2,317	97,736
40-44	1,556,312	444,497	957,583	6,127	148,105
45-49	1,965,879	404,466	1,300,253	17,589	243,571
50-54	2,069,906	294,748	1,449,817	38,840	286,501
55-59	2,321,920	220,877	1,680,114	92,262	328,667
60-64	2,197,876	118,167	1,601,210	170,400	308,099
65-69	2,143,218	59,486	1,511,939	289,355	282,438
70-74	1,883,309	26,054	1,275,049	381,573	200,633
75-79	1,202,192	8,319	744,169	362,279	87,425
80-84	713,200	2,136	393,402	287,656	30,006
85+	468,746	602	184,723	277,623	5,798
남자 Male	15,124,902	1,988,316	11,834,373	337,589	964,624
0-14	505	505	0	0	0
15-19	19,827	19,758	69	0	0
20-24	90,959	87,030	3,804	0	125
25-29	320,508	227,780	91,317	5	1,406
30-34	830,031	339,868	478,330	95	11,738
35-39	1,230,101	366,249	821,632	559	41,661
40-44	1,252,209	294,124	885,043	1,522	71,520
45-49	1,571,521	252,713	1,194,567	3,969	120,272
50-54	1,669,565	165,737	1,347,576	8,839	147,413
55-59	1,885,802	122,114	1,579,048	18,316	166,324
60-64	1,764,666	65,866	1,522,234	28,309	148,257
65-69	1,646,646	31,394	1,448,779	44,301	122,172
70-74	1,366,033	11,237	1,211,464	60,595	82,737
75-79	801,887	2,899	705,043	58,953	34,992
80-84	427,260	785	365,463	47,930	13,082
85+	247,382	257	180,004	64,196	2,925
여자 Female	4,746,242	1,274,932	780,432	1,589,097	1,101,781
0-14	537	537	0	0	0
15-19	21,620	21,357	236	0	27
20-24	125,169	120,863	2,973	0	1,333
25-29	190,546	167,194	17,038	66	6,248
30-34	230,188	161,178	41,962	499	26,549
35-39	288,595	171,577	59,185	1,758	56,075
40-44	304,103	150,373	72,540	4,605	76,585
45-49	394,358	151,753	105,686	13,620	123,299
50-54	400,341	129,011	102,241	30,001	139,088
55-59	436,118	98,763	101,066	73,946	162,343
60-64	433,210	52,301	78,976	142,091	159,842
65-69	496,572	28,092	63,160	245,054	160,266
70-74	517,276	14,817	63,585	320,978	117,896
75-79	400,305	5,420	39,126	303,326	52,433
80-84	285,940	1,351	27,939	239,726	16,924
85+	221,364	345	4,719	213,427	2,873

4. 가구주의 성, 연령 및 혼인상태별 가구(계속)

Households by Household Head's Sex, Age and Marital Status(Cont'd)

단위 : %
Unit : %

【2030년】

연령 Age group	계 Total	혼인상태 By marital status			
		미혼 Single	유배우 Married	사별 Widowed	이혼 Divorced
합계 Both sexes	100.0	100.0	100.0	100.0	100.0
0-14	0.0	0.0	0.0	0.0	0.0
15-19	0.2	1.3	0.0	0.0	0.0
20-24	1.1	6.4	0.1	0.0	0.1
25-29	2.6	12.1	0.9	0.0	0.4
30-34	5.3	15.4	4.1	0.0	1.9
35-39	7.6	16.5	7.0	0.1	4.7
40-44	7.8	13.6	7.6	0.3	7.2
45-49	9.9	12.4	10.3	0.9	11.8
50-54	10.4	9.0	11.5	2.0	13.9
55-59	11.7	6.8	13.3	4.8	15.9
60-64	11.1	3.6	12.7	8.8	14.9
65-69	10.8	1.8	12.0	15.0	13.7
70-74	9.5	0.8	10.1	19.8	9.7
75-79	6.0	0.3	5.9	18.8	4.2
80-84	3.6	0.1	3.1	14.9	1.5
85+	2.4	0.0	1.5	14.4	0.3
남자 Male	100.0	100.0	100.0	100.0	100.0
0-14	0.0	0.0	0.0	0.0	0.0
15-19	0.1	1.0	0.0	0.0	0.0
20-24	0.6	4.4	0.0	0.0	0.0
25-29	2.1	11.5	0.8	0.0	0.1
30-34	5.5	17.1	4.0	0.0	1.2
35-39	8.1	18.4	6.9	0.2	4.3
40-44	8.3	14.8	7.5	0.5	7.4
45-49	10.4	12.7	10.1	1.2	12.5
50-54	11.0	8.3	11.4	2.6	15.3
55-59	12.5	6.1	13.3	5.4	17.2
60-64	11.7	3.3	12.9	8.4	15.4
65-69	10.9	1.6	12.2	13.1	12.7
70-74	9.0	0.6	10.2	17.9	8.6
75-79	5.3	0.1	6.0	17.5	3.6
80-84	2.8	0.0	3.1	14.2	1.4
85+	1.6	0.0	1.5	19.0	0.3
여자 Female	100.0	100.0	100.0	100.0	100.0
0-14	0.0	0.0	0.0	0.0	0.0
15-19	0.5	1.7	0.0	0.0	0.0
20-24	2.6	9.5	0.4	0.0	0.1
25-29	4.0	13.1	2.2	0.0	0.6
30-34	4.8	12.6	5.4	0.0	2.4
35-39	6.1	13.5	7.6	0.1	5.1
40-44	6.4	11.8	9.3	0.3	7.0
45-49	8.3	11.9	13.5	0.9	11.2
50-54	8.4	10.1	13.1	1.9	12.6
55-59	9.2	7.7	13.0	4.7	14.7
60-64	9.1	4.1	10.1	8.9	14.5
65-69	10.5	2.2	8.1	15.4	14.5
70-74	10.9	1.2	8.1	20.2	10.7
75-79	8.4	0.4	5.0	19.1	4.8
80-84	6.0	0.1	3.6	15.1	1.5
85+	4.7	0.0	0.6	13.4	0.3

5. 가구구성별 가구(계속)

Households by Household Composition(Cont'd)

단위 : 가구
Unit : household

연도 Year	2세대 가구 Two generation household				3세대 가구 Three generation household			4세대 이상 Four or more generation	1인 가구 One person household	비친족 가구 Non relative household
	부부+한부모 i)	부부+자녀+ 형제자매 j)	조부모+ 손자녀 k)	2세대기타 Others	부부+자녀 +양친 l)	부부+자녀 +한부모 m)	3세대기타 Others			
2000	114,293	96,581	45,398	408,141	169,692	648,538	369,237	22,169	2,261,550	162,533
2001	118,055	92,478	48,168	418,201	164,696	633,202	374,010	20,841	2,447,204	175,046
2002	121,405	88,253	50,638	427,401	159,041	619,037	377,813	19,509	2,631,509	188,013
2003	124,700	83,808	53,073	435,656	153,055	603,267	380,869	18,236	2,817,815	201,286
2004	128,250	78,975	55,535	443,158	146,837	585,989	383,362	17,053	3,003,067	214,561
2005	132,070	74,206	58,058	450,564	140,776	569,190	386,091	15,973	3,187,151	227,524
2006	134,863	71,816	60,057	451,955	142,255	569,602	385,381	15,824	3,239,440	219,266
2007	139,097	70,099	62,266	460,871	143,573	575,083	391,452	15,864	3,298,261	216,514
2008	143,478	68,450	64,501	469,954	144,789	580,047	397,638	15,905	3,357,255	213,606
2009	148,006	66,770	66,798	478,989	145,885	584,264	403,822	15,964	3,415,121	210,628
2010	152,650	65,096	69,175	488,016	146,895	587,792	410,068	16,027	3,473,415	207,832
2011	157,456	63,470	71,546	496,823	147,779	590,767	416,288	16,107	3,531,424	205,402
2012	162,317	61,875	73,965	505,299	148,596	593,019	422,497	16,181	3,589,004	203,403
2013	167,160	60,289	76,456	513,649	149,437	594,507	428,747	16,250	3,648,184	201,826
2014	171,978	58,699	79,078	521,921	150,308	595,179	434,996	16,336	3,709,503	200,661
2015	176,747	57,086	81,846	530,148	151,182	594,981	441,240	16,413	3,773,408	199,810
2016	181,479	55,459	84,786	538,345	152,051	593,852	447,489	16,493	3,839,619	199,051
2017	186,181	53,818	87,889	546,456	152,926	591,771	453,753	16,567	3,907,139	198,208
2018	190,803	52,190	91,143	554,473	153,811	588,794	460,044	16,623	3,975,276	197,185
2019	195,286	50,599	94,512	562,365	154,701	585,015	466,300	16,678	4,043,024	195,720
2020	199,549	49,072	97,985	570,130	155,557	580,603	472,433	16,729	4,109,276	193,488
2021	203,510	47,630	101,564	577,813	156,354	575,751	478,371	16,775	4,173,951	190,468
2022	207,098	46,306	105,217	585,476	157,085	570,584	484,055	16,791	4,237,673	186,963
2023	210,281	45,097	108,922	593,113	157,690	565,194	489,430	16,776	4,300,201	183,090
2024	213,017	43,999	112,632	600,720	158,076	559,615	494,454	16,707	4,361,406	178,766
2025	215,331	43,009	116,287	608,267	158,182	553,812	499,075	16,594	4,421,560	174,093
2026	217,230	42,077	119,826	615,663	157,978	547,744	503,175	16,444	4,480,529	169,316
2027	218,769	41,182	123,209	622,889	157,472	541,410	506,708	16,251	4,538,490	164,537
2028	219,927	40,300	126,447	629,993	156,626	534,799	509,698	16,018	4,596,257	159,843
2029	220,703	39,399	129,504	636,955	155,410	527,978	512,182	15,755	4,654,609	155,387
2030	221,141	38,480	132,361	643,648	153,836	520,985	514,146	15,477	4,713,083	151,239

i) Married couple with one parent

j) Married couple with own child(ren) and brother(s) or sister

k) Grandparent(s) with own grandchild(ren)

l) Married couple with own child(ren) and parents

m) Married couple with own child(ren) and one parent

5. 가구구성별 가구(계속)

Households by Household Composition(Cont'd)

단 위 : %
Unit : %

연도 Year	계 Total	1세대 가구 One generation household					2세대 가구 Two generation household			
		부부 a)	부부+형제자매 (친인척) b)	가구주+ 형제자매 c)	가구주+기타 친인척 d)	1세대기타 Others	부부+자녀 e)	부+자녀 f)	모+자녀 g)	부부+양친 h)
2000	100.0	12.3	0.2	1.3	0.2	0.2	48.2	1.5	6.3	0.2
2001	100.0	12.7	0.2	1.3	0.2	0.3	46.9	1.6	6.4	0.2
2002	100.0	13.1	0.2	1.3	0.2	0.3	45.8	1.6	6.5	0.2
2003	100.0	13.4	0.2	1.3	0.2	0.3	44.6	1.7	6.6	0.2
2004	100.0	13.8	0.2	1.3	0.2	0.3	43.4	1.7	6.7	0.1
2005	100.0	14.2	0.2	1.3	0.2	0.3	42.2	1.8	6.8	0.1
2006	100.0	14.4	0.2	1.3	0.2	0.3	42.1	1.8	6.8	0.1
2007	100.0	14.6	0.2	1.2	0.2	0.3	42.0	1.8	6.8	0.2
2008	100.0	14.8	0.2	1.2	0.2	0.3	41.8	1.8	6.8	0.2
2009	100.0	15.0	0.2	1.2	0.2	0.3	41.6	1.9	6.8	0.2
2010	100.0	15.2	0.2	1.1	0.2	0.3	41.3	1.9	6.8	0.2
2011	100.0	15.4	0.2	1.1	0.2	0.3	41.1	1.9	6.8	0.2
2012	100.0	15.6	0.2	1.1	0.2	0.3	40.9	1.9	6.8	0.2
2013	100.0	15.8	0.2	1.0	0.2	0.3	40.6	1.9	6.8	0.2
2014	100.0	16.0	0.2	1.0	0.2	0.3	40.4	1.9	6.8	0.2
2015	100.0	16.2	0.2	1.0	0.2	0.3	40.0	1.9	6.8	0.2
2016	100.0	16.5	0.2	1.0	0.2	0.3	39.7	1.9	6.8	0.2
2017	100.0	16.7	0.2	1.0	0.2	0.3	39.3	1.9	6.8	0.2
2018	100.0	17.0	0.2	1.0	0.2	0.3	38.9	1.9	6.7	0.2
2019	100.0	17.3	0.2	1.0	0.2	0.3	38.4	1.9	6.7	0.2
2020	100.0	17.7	0.2	0.9	0.2	0.3	38.0	1.9	6.7	0.2
2021	100.0	18.0	0.2	0.9	0.2	0.3	37.5	1.9	6.6	0.2
2022	100.0	18.4	0.2	0.9	0.2	0.3	37.0	1.9	6.6	0.2
2023	100.0	18.7	0.2	0.9	0.2	0.3	36.6	1.9	6.6	0.2
2024	100.0	19.0	0.2	0.9	0.2	0.3	36.2	1.9	6.5	0.2
2025	100.0	19.3	0.2	0.9	0.2	0.3	35.7	1.9	6.5	0.2
2026	100.0	19.6	0.2	0.8	0.2	0.3	35.3	1.9	6.5	0.2
2027	100.0	19.9	0.2	0.8	0.2	0.3	34.9	1.9	6.4	0.2
2028	100.0	20.2	0.2	0.8	0.2	0.3	34.6	1.9	6.4	0.2
2029	100.0	20.5	0.2	0.7	0.2	0.3	34.2	1.9	6.3	0.2
2030	100.0	20.7	0.2	0.7	0.2	0.3	33.8	1.8	6.3	0.2

Note : a) Married couple without child(ren)
b) Married couple with brother(s) or sister(s) or relative(s)
c) Household head with brother(s) or sister(s)
d) Household head with other relative(s)
e) Married couple with own child(ren)
f) Father with own child(ren)
g) Mother with own child(ren)
h) Married couple with parents

5. 가구구성별 가구(계속)

Households by Household Composition(Cont'd)

단위 : %
Unit : %

연도 Year	2세대 가구 Two generation household				3세대 가구 Three generation household				4세대 이상 Four or more generation	1인 가구 One person household	비친족 가구 Non relative household
	부부+한부모 i)	부부+자녀+ 형제자매 j)	조부모+ 손자녀 k)	2세대기타 Others	부부+자녀 +양친 l)	부부+자녀 +한부모 m)	3세대기타 Others				
2000	0.8	0.7	0.3	2.8	1.2	4.5	2.5	0.2	15.6	1.1	
2001	0.8	0.6	0.3	2.8	1.1	4.3	2.5	0.1	16.5	1.2	
2002	0.8	0.6	0.3	2.8	1.0	4.1	2.5	0.1	17.3	1.2	
2003	0.8	0.5	0.3	2.8	1.0	3.9	2.5	0.1	18.2	1.3	
2004	0.8	0.5	0.4	2.8	0.9	3.7	2.4	0.1	19.1	1.4	
2005	0.8	0.5	0.4	2.8	0.9	3.6	2.4	0.1	20.0	1.4	
2006	0.8	0.4	0.4	2.8	0.9	3.5	2.4	0.1	20.0	1.4	
2007	0.8	0.4	0.4	2.8	0.9	3.5	2.4	0.1	20.1	1.3	
2008	0.9	0.4	0.4	2.8	0.9	3.5	2.4	0.1	20.1	1.3	
2009	0.9	0.4	0.4	2.8	0.9	3.5	2.4	0.1	20.2	1.2	
2010	0.9	0.4	0.4	2.8	0.9	3.4	2.4	0.1	20.3	1.2	
2011	0.9	0.4	0.4	2.9	0.9	3.4	2.4	0.1	20.3	1.2	
2012	0.9	0.4	0.4	2.9	0.8	3.4	2.4	0.1	20.4	1.2	
2013	0.9	0.3	0.4	2.9	0.8	3.3	2.4	0.1	20.5	1.1	
2014	1.0	0.3	0.4	2.9	0.8	3.3	2.4	0.1	20.6	1.1	
2015	1.0	0.3	0.4	2.9	0.8	3.3	2.4	0.1	20.7	1.1	
2016	1.0	0.3	0.5	2.9	0.8	3.2	2.4	0.1	20.9	1.1	
2017	1.0	0.3	0.5	2.9	0.8	3.2	2.4	0.1	21.1	1.1	
2018	1.0	0.3	0.5	3.0	0.8	3.1	2.5	0.1	21.2	1.1	
2019	1.0	0.3	0.5	3.0	0.8	3.1	2.5	0.1	21.4	1.0	
2020	1.0	0.3	0.5	3.0	0.8	3.1	2.5	0.1	21.6	1.0	
2021	1.1	0.2	0.5	3.0	0.8	3.0	2.5	0.1	21.8	1.0	
2022	1.1	0.2	0.5	3.0	0.8	3.0	2.5	0.1	22.0	1.0	
2023	1.1	0.2	0.6	3.1	0.8	2.9	2.5	0.1	22.2	0.9	
2024	1.1	0.2	0.6	3.1	0.8	2.9	2.5	0.1	22.4	0.9	
2025	1.1	0.2	0.6	3.1	0.8	2.8	2.5	0.1	22.6	0.9	
2026	1.1	0.2	0.6	3.1	0.8	2.8	2.6	0.1	22.8	0.9	
2027	1.1	0.2	0.6	3.2	0.8	2.7	2.6	0.1	23.0	0.8	
2028	1.1	0.2	0.6	3.2	0.8	2.7	2.6	0.1	23.2	0.8	
2029	1.1	0.2	0.7	3.2	0.8	2.7	2.6	0.1	23.5	0.8	
2030	1.1	0.2	0.7	3.2	0.8	2.6	2.6	0.1	23.7	0.8	

i) Married couple with one parent

j) Married couple with own child(ren) and brother(s) or sister

k) Grandparent(s) with own grandchild(ren)

l) Married couple with own child(ren) and parents

m) Married couple with own child(ren) and one parent

6. 가구주의 연령 및 가구구성별 가구

Households by Household Head's Age and Household Composition

단위 : 가구

Unit : household

[2000년]

연령 Age	계 Total	1세대 가구 One generation household					2세대 가구 Two generation household			
		부부 a)	부부+형제자매 (친인척) b)	가구주+ 형제자매 c)	가구주+가타 친인척 d)	기타 Others	부부+자녀 e)	부+자녀 f)	모+자녀 g)	부부+양친 h)
합계 Total	14,507,010	1,786,087	32,560	181,663	24,927	35,481	6,987,478	222,067	914,299	24,316
0-14	1,511	0	0	797	7	8	0	0	2	0
15-19	79,640	1,075	39	11,428	802	623	317	139	1,389	0
20-24	354,421	18,026	905	53,478	2,960	3,440	12,446	782	10,344	18
25-29	1,035,485	182,341	8,454	70,242	4,240	5,412	283,238	3,494	43,498	587
30-34	1,779,889	188,184	8,014	28,751	2,941	3,561	1,032,187	10,542	75,925	931
35-39	2,112,698	77,755	2,911	9,172	2,272	2,473	1,436,852	25,073	118,283	529
40-44	2,152,281	63,406	1,813	3,879	2,066	2,548	1,425,795	43,803	163,075	573
45-49	1,674,310	85,078	1,608	1,735	1,658	2,544	1,033,619	43,513	145,975	1,302
50-54	1,377,480	129,739	1,707	914	1,427	2,612	756,107	36,065	126,300	2,883
55-59	1,165,016	189,340	1,851	547	1,442	2,824	518,766	25,849	98,442	4,780
60-64	1,040,754	278,232	2,015	316	1,468	3,150	304,283	17,036	67,825	5,346
65-69	775,902	260,205	1,621	206	1,373	2,771	123,917	8,722	37,110	3,203
70-74	502,998	169,457	947	117	1,099	1,819	40,808	3,994	17,080	1,817
75-79	295,470	96,841	457	55	673	1,048	14,554	2,060	6,735	1,323
80-84	117,438	35,940	172	19	310	453	3,794	745	1,818	702
85+	41,717	10,468	46	7	189	195	795	250	498	322

연령 Age	2세대 가구 Two generation household				3세대 가구 Three generation household			4세대 이상 Four or more generation	1인 가구 One person household	비친족 가구 Non relative household
	부부+한부모 i)	부부+자녀+ 형제자매 j)	조부모+ 손자녀 k)	기타 Others	부부+자녀 +양친 l)	부부+자녀 +한부모 m)	기타 Others			
합계 Total	114,293	96,581	45,398	408,141	169,692	648,538	369,237	22,169	2,261,550	162,533
0-14	0	0	0	31	0	0	1	0	644	21
15-19	7	27	32	1,831	5	14	233	4	45,754	15,921
20-24	257	700	69	6,720	146	498	1,714	63	196,108	45,747
25-29	3,516	11,009	88	20,374	2,645	11,051	11,155	564	330,674	42,903
30-34	5,578	31,776	73	35,502	10,498	53,053	28,310	1,561	246,300	16,202
35-39	4,027	28,095	87	44,019	17,709	107,747	39,723	1,911	185,447	8,613
40-44	4,592	14,874	88	46,933	18,668	141,795	43,066	1,579	166,287	7,441
45-49	9,268	5,888	265	39,751	11,718	117,425	34,618	1,120	131,411	5,814
50-54	17,725	2,564	1,169	37,049	9,393	90,824	35,667	2,104	118,837	4,394
55-59	23,284	1,047	4,259	37,079	14,476	57,533	44,718	4,034	131,103	3,642
60-64	25,491	419	10,235	39,571	26,246	33,633	51,895	4,861	165,463	3,269
65-69	13,726	133	12,375	37,030	26,864	16,559	39,020	2,650	185,417	3,000
70-74	4,033	39	9,157	30,364	17,491	9,467	22,135	835	169,903	2,436
75-79	1,386	8	5,335	19,734	9,700	5,512	11,385	396	116,569	1,699
80-84	761	2	1,722	8,544	3,352	2,437	4,124	241	51,359	943
85+	642	0	444	3,609	781	990	1,473	246	20,274	488

Note : a) Married couple without child(ren)
 b) Married couple with brother(s) or sister(s) or relative(s)
 c) Household head with brother(s) or sister(s)
 d) Household head with other relative(s)
 e) Married couple with own child(ren)
 f) Father with own child(ren)
 g) Mother with own child(ren)
 h) Married couple with parents
 i) Married couple with one parent
 j) Married couple with own child(ren) and brother(s) or sister(s)
 k) Grandparent(s) with own grandchild(ren)
 l) Married couple with own child(ren) and parents
 m) Married couple with own child(ren) and one parent

6. 가구주의 연령 및 가구구성별 가구(계속)

Households by Household Head's Age and Household Composition(Cont'd)

단위 : %
Unit : %

【2000년】

연령 Age	계 Total	1세대 가구 One generation household					2세대 가구 Two generation household			
		부부 a)	부부+형제자매 (친인척) b)	가구주+ 형제자매 c)	가구주+기타 친인척 d)	기타 Others	부부+자녀 e)	부+자녀 f)	모+자녀 g)	부부+양친 h)
합계 Total	100.0	100.0	100.0	100.0	100.0	100.0	100.0	100.0	100.0	100.0
0-14	0.0	0.0	0.0	0.4	0.0	0.0	0.0	0.0	0.0	0.0
15-19	0.5	0.1	0.1	6.3	3.2	1.8	0.0	0.1	0.2	0.0
20-24	2.4	1.0	2.8	29.4	11.9	9.7	0.2	0.4	1.1	0.1
25-29	7.1	10.2	26.0	38.7	17.0	15.3	4.1	1.6	4.8	2.4
30-34	12.3	10.5	24.6	15.8	11.8	10.0	14.8	4.7	8.3	3.8
35-39	14.6	4.4	8.9	5.0	9.1	7.0	20.6	11.3	12.9	2.2
40-44	14.8	3.5	5.6	2.1	8.3	7.2	20.4	19.7	17.8	2.4
45-49	11.5	4.8	4.9	1.0	6.7	7.2	14.8	19.6	16.0	5.4
50-54	9.5	7.3	5.2	0.5	5.7	7.4	10.8	16.2	13.8	11.9
55-59	8.0	10.6	5.7	0.3	5.8	8.0	7.4	11.6	10.8	19.7
60-64	7.2	15.6	6.2	0.2	5.9	8.9	4.4	7.7	7.4	22.0
65-69	5.3	14.6	5.0	0.1	5.5	7.8	1.8	3.9	4.1	13.2
70-74	3.5	9.5	2.9	0.1	4.4	5.1	0.6	1.8	1.9	7.5
75-79	2.0	5.4	1.4	0.0	2.7	3.0	0.2	0.9	0.7	5.4
80-84	0.8	2.0	0.5	0.0	1.2	1.3	0.1	0.3	0.2	2.9
85+	0.3	0.6	0.1	0.0	0.8	0.5	0.0	0.1	0.1	1.3

연령 Age	2세대 가구 Two generation household				3세대 가구 Three generation household			4세대 이상 Four or more generation	1인 가구 One person household	비친족 가구 Non relative household
	부부+한부모 i)	부부+자녀+ 형제자매 j)	조부모+ 손자녀 k)	기타 Others	부부+자녀 +양친 l)	부부+자녀 +한부모 m)	기타 Others			
합계 Total	100.0	100.0	100.0	100.0	100.0	100.0	100.0	100.0	100.0	100.0
0-14	0.0	0.0	0.0	0.0	0.0	0.0	0.0	0.0	0.0	0.0
15-19	0.0	0.0	0.1	0.4	0.0	0.0	0.1	0.0	2.0	9.8
20-24	0.2	0.7	0.2	1.6	0.1	0.1	0.5	0.3	8.7	28.1
25-29	3.1	11.4	0.2	5.0	1.6	1.7	3.0	2.5	14.6	26.4
30-34	4.9	32.9	0.2	8.7	6.2	8.2	7.7	7.0	10.9	10.0
35-39	3.5	29.1	0.2	10.8	10.4	16.6	10.8	8.6	8.2	5.3
40-44	4.0	15.4	0.2	11.5	11.0	21.9	11.7	7.1	7.4	4.6
45-49	8.1	6.1	0.6	9.7	6.9	18.1	9.4	5.1	5.8	3.6
50-54	15.5	2.7	2.6	9.1	5.5	14.0	9.7	9.5	5.3	2.7
55-59	20.4	1.1	9.4	9.1	8.5	8.9	12.1	18.2	5.8	2.2
60-64	22.3	0.4	22.5	9.7	15.5	5.2	14.1	21.9	7.3	2.0
65-69	12.0	0.1	27.3	9.1	15.8	2.6	10.6	12.0	8.2	1.8
70-74	3.5	0.0	20.2	7.4	10.3	1.5	6.0	3.8	7.5	1.5
75-79	1.2	0.0	11.8	4.8	5.7	0.8	3.1	1.8	5.2	1.0
80-84	0.7	0.0	3.8	2.1	2.0	0.4	1.1	1.1	2.3	0.6
85+	0.6	0.0	1.0	0.9	0.5	0.2	0.4	1.1	0.9	0.3

Note : a) Married couple without child(ren) h) Married couple with parents
 b) Married couple with brother(s) or sister(s) or relative(s) i) Married couple with one parent
 c) Household head with brother(s) or sister(s) j) Married couple with own child(ren) and brother(s) or sister(s)
 d) Household head with other relative(s) k) Grandparent(s) with own grandchild(ren)
 e) Married couple with own child(ren) l) Married couple with own child(ren) and parents
 f) Father with own child(ren) m) Married couple with own child(ren) and one parent
 g) Mother with own child(ren)

6. 가구주의 연령 및 가구구성별 가구(계속)

Households by Household Head's Age and Household Composition(Cont'd)

단위 : 가구

Unit : household

[2001년]

연령 Age	계 Total	1세대 가구 One generation household					2세대 가구 Two generation household			
		부부 a)	부부+형제자매 (친인척) b)	가구주+ 형제자매 c)	가구주+기타 친인척 d)	기타 Others	부부+자녀 e)	부+자녀 f)	모+자녀 g)	부부+양친 h)
합계 Total	14,843,989	1,889,691	33,214	188,927	26,618	37,542	6,965,233	234,782	951,866	24,215
0-14	1,501	0	0	783	8	8	0	0	4	0
15-19	76,289	888	33	10,784	746	532	277	148	1,339	0
20-24	367,198	17,080	814	52,881	3,053	3,277	11,405	880	10,492	16
25-29	1,031,994	177,639	8,071	74,368	4,494	5,619	254,775	3,647	43,470	534
30-34	1,775,237	199,417	8,316	31,379	3,222	3,861	986,553	10,766	79,226	928
35-39	2,078,090	81,863	2,970	10,062	2,427	2,610	1,390,629	25,271	121,051	552
40-44	2,208,282	67,436	1,873	4,316	2,267	2,729	1,451,977	46,137	171,396	597
45-49	1,765,888	95,186	1,765	1,981	1,877	2,837	1,077,124	47,011	156,840	1,365
50-54	1,399,663	139,378	1,812	1,005	1,560	2,852	756,564	37,778	128,686	2,821
55-59	1,180,666	195,905	1,931	589	1,536	3,015	521,095	27,216	99,040	4,550
60-64	1,080,585	290,649	2,147	351	1,568	3,394	315,352	18,375	70,680	5,192
65-69	840,834	284,547	1,763	226	1,472	3,020	134,813	9,772	40,473	3,287
70-74	539,367	184,017	997	122	1,139	1,967	44,144	4,419	18,710	1,881
75-79	319,858	104,178	485	57	711	1,114	15,444	2,235	7,688	1,388
80-84	131,939	39,929	186	16	336	499	4,194	840	2,181	758
85+	46,598	11,579	51	7	202	208	887	287	590	346

연령 Age	2세대 가구 Two generation household				3세대 가구 Three generation household			4세대 이상 Four or more generation	1인 가구 One person household	비친족 가구 Non relative household
	부부+한부모 i)	부부+자녀+ 형제자매 j)	조부모+ 손자녀 k)	기타 Others	부부+자녀 +양친 l)	부부+자녀 +한부모 m)	기타 Others			
합계 Total	118,055	92,478	48,168	418,201	164,696	633,202	374,010	20,841	2,447,204	175,046
0-14	0	0	0	34	0	0	1	0	641	22
15-19	6	23	28	1,607	4	10	197	0	44,577	15,090
20-24	237	636	73	6,475	129	463	1,592	53	209,868	47,774
25-29	3,258	9,960	90	19,759	2,323	9,821	10,289	496	356,590	46,791
30-34	5,611	29,812	61	34,691	9,880	49,668	27,076	1,396	274,502	18,872
35-39	4,045	26,767	61	42,724	16,705	100,947	38,290	1,682	199,674	9,760
40-44	4,714	14,914	84	47,765	18,145	138,032	43,283	1,436	182,715	8,466
45-49	9,980	6,082	291	42,159	11,800	117,778	35,722	1,057	148,321	6,712
50-54	18,217	2,582	1,221	38,113	8,977	87,574	35,148	1,950	128,513	4,912
55-59	23,599	1,074	4,349	37,596	13,432	56,796	43,891	3,716	137,362	3,974
60-64	25,899	438	10,622	40,675	24,895	34,048	53,074	4,610	175,026	3,590
65-69	14,808	142	13,431	39,495	26,847	17,764	42,442	2,683	200,604	3,245
70-74	4,460	40	9,827	32,043	17,536	10,185	24,185	845	180,337	2,513
75-79	1,571	6	5,640	21,380	9,693	6,131	12,451	393	127,497	1,796
80-84	896	2	1,910	9,629	3,486	2,816	4,683	260	58,317	1,001
85+	754	0	480	4,056	844	1,169	1,686	264	22,660	528

Note : a) Married couple without child(ren)
 b) Married couple with brother(s) or sister(s) or relative(s)
 c) Household head with brother(s) or sister(s)
 d) Household head with other relative(s)
 e) Married couple with own child(ren)
 f) Father with own child(ren)
 g) Mother with own child(ren)
 h) Married couple with parents
 i) Married couple with one parent
 j) Married couple with own child(ren) and brother(s) or sister(s)
 k) Grandparent(s) with own grandchild(ren)
 l) Married couple with own child(ren) and parents
 m) Married couple with own child(ren) and one parent

6. 가구의 연령 및 가구구성별 가구(계속)

Households by Household Head's Age and Household Composition(Cont'd)

단위 : %
Unit : %

[2001년]

연령 Age	계 Total	1세대 가구 One generation household					2세대 가구 Two generation household			
		부부 a)	부부+형제자매 (친인척) b)	가구주+ 형제자매 c)	가구주+기타 친인척 d)	기타 Others	부부+자녀 e)	부+자녀 f)	모+자녀 g)	부부+양친 h)
합계 Total	100.0	100.0	100.0	100.0	100.0	100.0	100.0	100.0	100.0	100.0
0-14	0.0	0.0	0.0	0.4	0.0	0.0	0.0	0.0	0.0	0.0
15-19	0.5	0.0	0.1	5.7	2.8	1.4	0.0	0.1	0.1	0.0
20-24	2.5	0.9	2.5	28.0	11.5	8.7	0.2	0.4	1.1	0.1
25-29	7.0	9.4	24.3	39.4	16.9	15.0	3.7	1.6	4.6	2.2
30-34	12.0	10.6	25.0	16.6	12.1	10.3	14.2	4.6	8.3	3.8
35-39	14.0	4.3	8.9	5.3	9.1	7.0	20.0	10.8	12.7	2.3
40-44	14.9	3.6	5.6	2.3	8.5	7.3	20.8	19.7	18.0	2.5
45-49	11.9	5.0	5.3	1.0	7.1	7.6	15.5	20.0	16.5	5.6
50-54	9.4	7.4	5.5	0.5	5.9	7.6	10.9	16.1	13.5	11.6
55-59	8.0	10.4	5.8	0.3	5.8	8.0	7.5	11.6	10.4	18.8
60-64	7.3	15.4	6.5	0.2	5.9	9.0	4.5	7.8	7.4	21.4
65-69	5.7	15.1	5.3	0.1	5.5	8.0	1.9	4.2	4.3	13.6
70-74	3.6	9.7	3.0	0.1	4.3	5.2	0.6	1.9	2.0	7.8
75-79	2.2	5.5	1.5	0.0	2.7	3.0	0.2	1.0	0.8	5.7
80-84	0.9	2.1	0.6	0.0	1.3	1.3	0.1	0.4	0.2	3.1
85+	0.3	0.6	0.2	0.0	0.8	0.6	0.0	0.1	0.1	1.4

연령 Age	2세대 가구 Two generation household				3세대 가구 Three generation household			4세대 이상 Four or more generation	1인 가구 One person household	비친족 가구 Non relative household
	부부+한부모 i)	부부+자녀+ 형제자매 j)	조부모+ 손자녀 k)	기타 Others	부부+자녀 +양친 l)	부부+자녀 +한부모 m)	기타 Others			
합계 Total	100.0	100.0	100.0	100.0	100.0	100.0	100.0	100.0	100.0	100.0
0-14	0.0	0.0	0.0	0.0	0.0	0.0	0.0	0.0	0.0	0.0
15-19	0.0	0.0	0.1	0.4	0.0	0.0	0.1	0.0	1.8	8.6
20-24	0.2	0.7	0.2	1.5	0.1	0.1	0.4	0.3	8.6	27.3
25-29	2.8	10.8	0.2	4.7	1.4	1.6	2.8	2.4	14.6	26.7
30-34	4.8	32.2	0.1	8.3	6.0	7.8	7.2	6.7	11.2	10.8
35-39	3.4	28.9	0.1	10.2	10.1	15.9	10.2	8.1	8.2	5.6
40-44	4.0	16.1	0.2	11.4	11.0	21.8	11.6	6.9	7.5	4.8
45-49	8.5	6.6	0.6	10.1	7.2	18.6	9.6	5.1	6.1	3.8
50-54	15.4	2.8	2.5	9.1	5.5	13.8	9.4	9.4	5.3	2.8
55-59	20.0	1.2	9.0	9.0	8.2	9.0	11.7	17.8	5.6	2.3
60-64	21.9	0.5	22.1	9.7	15.1	5.4	14.2	22.1	7.2	2.1
65-69	12.5	0.2	27.9	9.4	16.3	2.8	11.3	12.9	8.2	1.9
70-74	3.8	0.0	20.4	7.7	10.6	1.6	6.5	4.1	7.4	1.4
75-79	1.3	0.0	11.7	5.1	5.9	1.0	3.3	1.9	5.2	1.0
80-84	0.8	0.0	4.0	2.3	2.1	0.4	1.3	1.2	2.4	0.6
85+	0.6	0.0	1.0	1.0	0.5	0.2	0.5	1.3	0.9	0.3

Note : a) Married couple without child(ren)
 b) Married couple with brother(s) or sister(s) or relative(s)
 c) Household head with brother(s) or sister(s)
 d) Household head with other relative(s)
 e) Married couple with own child(ren)
 f) Father with own child(ren)
 g) Mother with own child(ren)
 h) Married couple with parents
 i) Married couple with one parent
 j) Married couple with own child(ren) and brother(s) or sister(s)
 k) Grandparent(s) with own grandchild(ren)
 l) Married couple with own child(ren) and parents
 m) Married couple with own child(ren) and one parent

6. 가구의 연령 및 가구구성별 가구(계속)

Households by Household Head's Age and Household Composition(Cont'd)

단위 : 가구

Unit : household

[2002년]

연령 Age	계 Total	1세대 가구 One generation household					2세대 가구 Two generation household			
		부부 a)	부부+형제자매 (친인척) b)	가구주+ 형제자매 c)	가구주+가타 친인척 d)	기타 Others	부부+자녀 e)	부+자녀 f)	모+자녀 g)	부부+양친 h)
합계 Total	15,170,029	1,984,159	33,558	194,479	28,276	39,516	6,945,532	248,281	989,603	24,006
0-14	1,522	0	0	785	10	8	0	0	7	0
15-19	74,461	752	28	10,300	704	465	251	163	1,316	0
20-24	386,613	16,352	741	52,993	3,197	3,170	10,549	1,001	10,771	14
25-29	991,495	165,671	7,376	75,585	4,565	5,596	219,538	3,647	41,604	467
30-34	1,775,312	210,878	8,605	34,140	3,523	4,177	942,092	10,984	82,549	925
35-39	2,047,209	86,116	3,028	11,015	2,592	2,754	1,345,934	25,486	123,928	575
40-44	2,253,294	71,262	1,923	4,777	2,476	2,902	1,469,583	48,240	178,890	615
45-49	1,875,289	106,785	1,940	2,276	2,135	3,171	1,129,636	51,058	169,440	1,431
50-54	1,437,621	150,585	1,938	1,122	1,720	3,137	765,295	39,993	132,421	2,770
55-59	1,202,193	202,760	2,020	642	1,645	3,228	526,773	28,838	100,213	4,334
60-64	1,108,173	299,577	2,260	386	1,653	3,609	322,980	19,585	72,767	4,981
65-69	888,194	303,268	1,869	246	1,536	3,206	142,872	10,666	43,004	3,288
70-74	583,792	201,639	1,061	127	1,191	2,145	48,169	4,934	20,677	1,964
75-79	343,001	110,955	510	59	742	1,173	16,208	2,400	8,681	1,442
80-84	149,221	44,611	201	18	369	550	4,652	953	2,629	824
85+	52,639	12,948	58	8	218	225	1,000	333	706	376

연령 Age	2세대 가구 Two generation household				3세대 가구 Three generation household			4세대 이상 Four or more generation	1인 가구 One person household	비친족 가구 Non relative household
	부부+한부모 i)	부부+자녀+ 형제자매 j)	조부모+ 손자녀 k)	기타 Others	부부+자녀 +양친 l)	부부+자녀 +한부모 m)	기타 Others			
합계 Total	121,405	88,253	50,638	427,401	159,041	619,037	377,813	19,509	2,631,509	188,013
0-14	0	0	0	37	0	0	2	0	649	24
15-19	6	20	25	1,425	3	8	169	0	44,240	14,586
20-24	219	584	79	6,323	116	431	1,495	47	227,836	50,695
25-29	2,890	8,628	88	18,355	1,952	8,364	9,086	416	368,645	49,022
30-34	5,636	27,929	54	33,844	9,296	46,469	25,865	1,246	305,185	21,915
35-39	4,060	25,481	43	41,464	15,762	94,624	36,912	1,480	214,901	11,054
40-44	4,807	14,882	80	48,304	17,527	133,440	43,212	1,298	199,513	9,563
45-49	10,758	6,329	317	44,955	11,965	118,829	37,052	1,000	168,427	7,785
50-54	18,810	2,637	1,275	39,531	8,647	85,334	34,875	1,810	140,173	5,548
55-59	23,951	1,114	4,411	38,240	12,432	56,423	43,116	3,422	144,268	4,363
60-64	25,996	453	10,865	41,268	23,290	34,060	53,593	4,319	182,639	3,892
65-69	15,573	147	14,209	41,051	26,156	18,570	44,993	2,648	211,471	3,421
70-74	4,977	41	10,641	34,125	17,741	11,056	26,661	864	193,163	2,616
75-79	1,763	6	5,901	22,941	9,587	6,754	13,483	388	138,127	1,881
80-84	1,064	2	2,127	10,930	3,645	3,278	5,348	284	66,665	1,071
85+	895	0	523	4,608	922	1,397	1,951	287	25,607	577

Note : a) Married couple without child(ren)
 b) Married couple with brother(s) or sister(s) or relative(s)
 c) Household head with brother(s) or sister(s)
 d) Household head with other relative(s)
 e) Married couple with own child(ren)
 f) Father with own child(ren)
 g) Mother with own child(ren)
 h) Married couple with parents
 i) Married couple with one parent
 j) Married couple with own child(ren) and brother(s) or sister(s)
 k) Grandparent(s) with own grandchild(ren)
 l) Married couple with own child(ren) and parents
 m) Married couple with own child(ren) and one parent

6. 가구주의 연령 및 가구구성별 가구(계속)

Households by Household Head's Age and Household Composition(Cont'd)

단위 : %
Unit : %

[2002년]

연령 Age	계 Total	1세대 가구 One generation household					2세대 가구 Two generation household			
		부부 a)	부부+형제자매 (친인척) b)	가구주+ 형제자매 c)	가구주+기타 친인척 d)	기타 Others	부부+자녀 e)	부+자녀 f)	모+자녀 g)	부부+양친 h)
합계 Total	100.0	100.0	100.0	100.0	100.0	100.0	100.0	100.0	100.0	100.0
0-14	0.0	0.0	0.0	0.4	0.0	0.0	0.0	0.0	0.0	0.0
15-19	0.5	0.0	0.1	5.3	2.5	1.2	0.0	0.1	0.1	0.0
20-24	2.5	0.8	2.2	27.2	11.3	8.0	0.2	0.4	1.1	0.1
25-29	6.5	8.3	22.0	38.9	16.1	14.2	3.2	1.5	4.2	1.9
30-34	11.7	10.6	25.6	17.6	12.5	10.6	13.6	4.4	8.3	3.9
35-39	13.5	4.3	9.0	5.7	9.2	7.0	19.4	10.3	12.5	2.4
40-44	14.9	3.6	5.7	2.5	8.8	7.3	21.2	19.4	18.1	2.6
45-49	12.4	5.4	5.8	1.2	7.6	8.0	16.3	20.6	17.1	6.0
50-54	9.5	7.6	5.8	0.6	6.1	7.9	11.0	16.1	13.4	11.5
55-59	7.9	10.2	6.0	0.3	5.8	8.2	7.6	11.6	10.1	18.1
60-64	7.3	15.1	6.7	0.2	5.8	9.1	4.7	7.9	7.4	20.7
65-69	5.9	15.3	5.6	0.1	5.4	8.1	2.1	4.3	4.3	13.7
70-74	3.8	10.2	3.2	0.1	4.2	5.4	0.7	2.0	2.1	8.2
75-79	2.3	5.6	1.5	0.0	2.6	3.0	0.2	1.0	0.9	6.0
80-84	1.0	2.2	0.6	0.0	1.3	1.4	0.1	0.4	0.3	3.4
85+	0.3	0.7	0.2	0.0	0.8	0.6	0.0	0.1	0.1	1.6

연령 Age	2세대 가구 Two generation household				3세대 가구 Three generation household			4세대 이상 Four or more generation	1인 가구 One person household	비친족 가구 Non relative household
	부부+한부모 i)	부부+자녀+ 형제자매 j)	조부모+ 손자녀 k)	기타 Others	부부+자녀 +양친 l)	부부+자녀 +한부모 m)	기타 Others			
합계 Total	100.0	100.0	100.0	100.0	100.0	100.0	100.0	100.0	100.0	100.0
0-14	0.0	0.0	0.0	0.0	0.0	0.0	0.0	0.0	0.0	0.0
15-19	0.0	0.0	0.0	0.3	0.0	0.0	0.0	0.0	1.7	7.8
20-24	0.2	0.7	0.2	1.5	0.1	0.1	0.4	0.2	8.7	27.0
25-29	2.4	9.8	0.2	4.3	1.2	1.4	2.4	2.1	14.0	26.1
30-34	4.6	31.6	0.1	7.9	5.8	7.5	6.8	6.4	11.6	11.7
35-39	3.3	28.9	0.1	9.7	9.9	15.3	9.8	7.6	8.2	5.9
40-44	4.0	16.9	0.2	11.3	11.0	21.6	11.4	6.7	7.6	5.1
45-49	8.9	7.2	0.6	10.5	7.5	19.2	9.8	5.1	6.4	4.1
50-54	15.5	3.0	2.5	9.2	5.4	13.8	9.2	9.3	5.3	3.0
55-59	19.7	1.3	8.7	8.9	7.8	9.1	11.4	17.5	5.5	2.3
60-64	21.4	0.5	21.5	9.7	14.6	5.5	14.2	22.1	6.9	2.1
65-69	12.8	0.2	28.1	9.6	16.4	3.0	11.9	13.6	8.0	1.8
70-74	4.1	0.0	21.0	8.0	11.2	1.8	7.1	4.4	7.3	1.4
75-79	1.5	0.0	11.7	5.4	6.0	1.1	3.6	2.0	5.2	1.0
80-84	0.9	0.0	4.2	2.6	2.3	0.5	1.4	1.5	2.5	0.6
85+	0.7	0.0	1.0	1.1	0.6	0.2	0.5	1.5	1.0	0.3

Note : a) Married couple without child(ren)
 b) Married couple with brother(s) or sister(s) or relative(s)
 c) Household head with brother(s) or sister(s)
 d) Household head with other relative(s)
 e) Married couple with own child(ren)
 f) Father with own child(ren)
 g) Mother with own child(ren)
 h) Married couple with parents
 i) Married couple with one parent
 j) Married couple with own child(ren) and brother(s) or sister(s)
 k) Grandparent(s) with own grandchild(ren)
 l) Married couple with own child(ren) and parents
 m) Married couple with own child(ren) and one parent

6. 가구의 연령 및 가구구성별 가구(계속)

Households by Household Head's Age and Household Composition(Cont'd)

단위 : 가구

Unit : household

[2003년]

연령 Age	계 Total	1세대 가구 One generation household					2세대 가구 Two generation household			
		부부 a)	부부+형제자매 (친인척) b)	가구주+ 형제자매 c)	가구주+기타 친인척 d)	기타 Others	부부+자녀 e)	부+자녀 f)	모+자녀 g)	부부+양친 h)
합계 Total	15,465,163	2,077,464	33,783	199,581	29,924	41,504	6,900,935	261,575	1,024,865	23,767
0-14	1,547	0	0	787	11	8	0	0	12	0
15-19	72,781	635	24	9,907	664	409	229	180	1,299	0
20-24	404,267	15,695	677	52,616	3,314	3,042	9,811	1,133	11,016	13
25-29	953,917	153,122	6,683	77,041	4,638	5,576	186,768	3,624	39,587	403
30-34	1,760,580	219,464	8,756	36,472	3,793	4,445	890,264	11,087	84,981	910
35-39	2,018,299	90,690	3,091	12,075	2,769	2,907	1,301,278	25,640	126,670	598
40-44	2,268,629	74,223	1,947	5,215	2,663	3,041	1,466,560	49,696	184,000	625
45-49	1,992,907	120,029	2,139	2,613	2,427	3,546	1,184,099	55,446	183,005	1,504
50-54	1,472,874	161,932	2,063	1,247	1,889	3,442	771,577	42,193	135,853	2,705
55-59	1,239,912	212,878	2,137	706	1,783	3,503	538,569	30,915	102,617	4,186
60-64	1,124,223	305,988	2,354	419	1,725	3,796	326,149	20,601	73,966	4,725
65-69	930,331	320,454	1,964	263	1,590	3,374	149,991	11,534	45,281	3,259
70-74	630,858	220,523	1,129	131	1,246	2,335	52,398	5,497	22,797	2,048
75-79	367,013	117,909	536	62	775	1,231	16,996	2,572	9,792	1,494
80-84	167,904	49,531	217	19	403	608	5,125	1,073	3,149	891
85+	59,121	14,391	66	8	234	241	1,121	384	840	406

연령 Age	2세대 가구 Two generation household				3세대 가구 Three generation household			4세대 이상 Four or more generation	1인 가구 One person household	비친족 가구 Non relative household
	부부+한부모 i)	부부+자녀+ 형제자매 j)	조부모+ 손자녀 k)	기타 Others	부부+자녀 +양친 l)	부부+자녀 +한부모 m)	기타 Others			
합계 Total	124,700	83,808	53,073	435,656	153,055	603,267	380,869	18,236	2,817,815	201,286
0-14	0	0	0	41	0	0	3	0	659	26
15-19	6	17	22	1,269	2	6	146	0	43,895	14,071
20-24	206	538	83	6,131	105	407	1,401	40	244,908	53,131
25-29	2,535	7,389	85	16,962	1,622	7,028	7,957	347	380,981	51,569
30-34	5,585	25,849	46	32,604	8,657	43,074	24,430	1,099	334,059	25,005
35-39	4,077	24,266	29	40,201	14,851	88,542	35,539	1,303	231,247	12,526
40-44	4,829	14,659	75	48,161	16,692	127,131	42,526	1,158	214,779	10,649
45-49	11,626	6,577	348	47,946	12,123	119,834	38,432	948	191,243	9,022
50-54	19,332	2,691	1,317	40,835	8,290	82,911	34,433	1,666	152,252	6,246
55-59	24,653	1,163	4,541	39,388	11,668	56,648	42,920	3,196	153,595	4,846
60-64	25,801	459	11,034	41,434	21,617	33,594	53,576	4,005	188,808	4,172
65-69	16,226	152	14,908	42,309	25,266	19,240	47,284	2,591	221,069	3,576
70-74	5,532	41	11,502	36,281	17,913	11,979	29,330	882	206,574	2,720
75-79	1,975	6	6,164	24,545	9,462	7,420	14,572	382	149,159	1,961
80-84	1,260	1	2,351	12,345	3,787	3,795	6,075	309	75,826	1,139
85+	1,057	0	568	5,204	1,000	1,658	2,245	310	28,761	627

Note : a) Married couple without child(ren)
 b) Married couple with brother(s) or sister(s) or relative(s)
 c) Household head with brother(s) or sister(s)
 d) Household head with other relative(s)
 e) Married couple with own child(ren)
 f) Father with own child(ren)
 g) Mother with own child(ren)
 h) Married couple with parents
 i) Married couple with one parent
 j) Married couple with own child(ren) and brother(s) or sister(s)
 k) Grandparent(s) with own grandchild(ren)
 l) Married couple with own child(ren) and parents
 m) Married couple with own child(ren) and one parent

6. 가구주의 연령 및 가구구성별 가구(계속)

Households by Household Head's Age and Household Composition(Cont'd)

단위 : %
Unit : %

【2003년】

연령 Age	계 Total	1세대 가구 One generation household					2세대 가구 Two generation household			
		부부 a)	부부+형제자매 (친인척) b)	가구주+ 형제자매 c)	가구주+기타 친인척 d)	기타 Others	부부+자녀 e)	부+자녀 f)	모+자녀 g)	부부+양친 h)
합계 Total	100.0	100.0	100.0	100.0	100.0	100.0	100.0	100.0	100.0	100.0
0-14	0.0	0.0	0.0	0.4	0.0	0.0	0.0	0.0	0.0	0.0
15-19	0.5	0.0	0.1	5.0	2.2	1.0	0.0	0.1	0.1	0.0
20-24	2.6	0.8	2.0	26.4	11.1	7.3	0.1	0.4	1.1	0.1
25-29	6.2	7.4	19.8	38.6	15.5	13.4	2.7	1.4	3.9	1.7
30-34	11.4	10.6	25.9	18.3	12.7	10.7	12.9	4.2	8.3	3.8
35-39	13.1	4.4	9.1	6.1	9.3	7.0	18.9	9.8	12.4	2.5
40-44	14.7	3.6	5.8	2.6	8.9	7.3	21.3	19.0	18.0	2.6
45-49	12.9	5.8	6.3	1.3	8.1	8.5	17.2	21.2	17.9	6.3
50-54	9.5	7.8	6.1	0.6	6.3	8.3	11.2	16.1	13.3	11.4
55-59	8.0	10.2	6.3	0.4	6.0	8.4	7.8	11.8	10.0	17.6
60-64	7.3	14.7	7.0	0.2	5.8	9.1	4.7	7.9	7.2	19.9
65-69	6.0	15.4	5.8	0.1	5.3	8.1	2.2	4.4	4.4	13.7
70-74	4.1	10.6	3.3	0.1	4.2	5.6	0.8	2.1	2.2	8.6
75-79	2.4	5.7	1.6	0.0	2.6	3.0	0.2	1.0	1.0	6.3
80-84	1.1	2.4	0.6	0.0	1.3	1.5	0.1	0.4	0.3	3.7
85+	0.4	0.7	0.2	0.0	0.8	0.6	0.0	0.1	0.1	1.7

연령 Age	2세대 가구 Two generation household				3세대 가구 Three generation household			4세대 이상 Four or more generation	1인 가구 One person household	비친족 가구 Non relative household
	부부+한부모 i)	부부+자녀+ 형제자매 j)	조부모+ 손자녀 k)	기타 Others	부부+자녀 +양친 l)	부부+자녀 +한부모 m)	기타 Others			
합계 Total	100.0	100.0	100.0	100.0	100.0	100.0	100.0	100.0	100.0	100.0
0-14	0.0	0.0	0.0	0.0	0.0	0.0	0.0	0.0	0.0	0.0
15-19	0.0	0.0	0.0	0.3	0.0	0.0	0.0	0.0	1.6	7.0
20-24	0.2	0.6	0.2	1.4	0.1	0.1	0.4	0.2	8.7	26.4
25-29	2.0	8.8	0.2	3.9	1.1	1.2	2.1	1.9	13.5	25.6
30-34	4.5	30.8	0.1	7.5	5.7	7.1	6.4	6.0	11.9	12.4
35-39	3.3	29.0	0.1	9.2	9.7	14.7	9.3	7.1	8.2	6.2
40-44	3.9	17.5	0.1	11.1	10.9	21.1	11.2	6.4	7.6	5.3
45-49	9.3	7.8	0.7	11.0	7.9	19.9	10.1	5.2	6.8	4.5
50-54	15.5	3.2	2.5	9.4	5.4	13.7	9.0	9.1	5.4	3.1
55-59	19.8	1.4	8.6	9.0	7.6	9.4	11.3	17.5	5.5	2.4
60-64	20.7	0.5	20.8	9.5	14.1	5.6	14.1	22.0	6.7	2.1
65-69	13.0	0.2	28.1	9.7	16.5	3.2	12.4	14.2	7.8	1.8
70-74	4.4	0.0	21.7	8.3	11.7	2.0	7.7	4.8	7.3	1.4
75-79	1.6	0.0	11.6	5.6	6.2	1.2	3.8	2.1	5.3	1.0
80-84	1.0	0.0	4.4	2.8	2.5	0.6	1.6	1.7	2.7	0.6
85+	0.8	0.0	1.1	1.2	0.7	0.3	0.6	1.7	1.0	0.3

Note : a) Married couple without child(ren) h) Married couple with parents
 b) Married couple with brother(s) or sister(s) or relative(s) i) Married couple with one parent
 c) Household head with brother(s) or sister(s) j) Married couple with own child(ren) and brother(s) or sister(s)
 d) Household head with other relative(s) k) Grandparent(s) with own grandchild(ren)
 e) Married couple with own child(ren) l) Married couple with own child(ren) and parents
 f) Father with own child(ren) m) Married couple with own child(ren) and one parent
 g) Mother with own child(ren)

6. 가구의 연령 및 가구구성별 가구(계속)

Households by Household Head's Age and Household Composition(Cont'd)

단위 : 가구

Unit : household

【2004년】

연령 Age	계 Total	1세대 가구 One generation household					2세대 가구 Two generation household			
		부부 a)	부부+형제자매 (친인척) b)	가구주+ 형제자매 c)	가구주+기타 친인척 d)	기타 Others	부부+자녀 e)	부+자녀 f)	모+자녀 g)	부부+양친 h)
합계 Total	15,720,436	2,171,228	33,882	203,775	31,533	43,493	6,824,735	274,572	1,056,877	23,554
0-14	1,603	0	0	802	13	8	0	0	21	0
15-19	72,699	548	21	9,722	641	369	216	203	1,309	0
20-24	411,890	14,703	603	50,808	3,342	2,845	8,911	1,247	10,965	11
25-29	930,336	141,926	6,080	79,564	4,770	5,615	158,495	3,624	37,891	348
30-34	1,708,907	222,404	8,667	37,867	3,974	4,606	821,038	10,917	85,292	873
35-39	2,004,879	96,122	3,177	13,311	2,973	3,086	1,265,255	25,940	130,229	626
40-44	2,242,279	75,789	1,934	5,588	2,810	3,126	1,435,723	50,192	185,582	622
45-49	2,085,578	132,605	2,320	2,951	2,717	3,904	1,221,142	59,222	194,433	1,553
50-54	1,552,726	178,995	2,262	1,426	2,133	3,876	799,573	45,736	143,298	2,717
55-59	1,290,610	227,185	2,291	777	1,956	3,846	553,034	33,296	105,698	4,105
60-64	1,126,188	309,123	2,421	447	1,776	3,944	324,140	21,347	74,120	4,423
65-69	962,104	334,225	2,035	278	1,625	3,503	155,506	12,314	47,070	3,189
70-74	681,500	241,011	1,199	138	1,303	2,542	56,909	6,116	25,111	2,133
75-79	396,084	126,337	566	66	813	1,302	17,974	2,780	11,138	1,559
80-84	186,885	54,321	232	21	437	664	5,568	1,196	3,724	958
85+	66,168	15,934	74	9	250	257	1,251	442	996	437

연령 Age	2세대 가구 Two generation household				3세대 가구 Three generation household			4세대 이상 Four or more generation	1인 가구 One person household	비친족 가구 Non relative household
	부부+한부모 i)	부부+자녀+ 형제자매 j)	조부모+ 손자녀 k)	기타 Others	부부+자녀 +양친 l)	부부+자녀 +한부모 m)	기타 Others			
합계 Total	128,250	78,975	55,535	443,158	146,837	585,989	383,362	17,053	3,003,067	214,561
0-14	0	0	0	46	0	0	4	0	680	29
15-19	5	15	20	1,154	1	5	127	0	44,461	13,882
20-24	189	484	86	5,783	90	373	1,281	34	255,974	54,161
25-29	2,230	6,324	86	15,786	1,344	5,891	6,988	289	398,086	54,999
30-34	5,393	23,317	37	30,610	7,875	38,992	22,506	945	355,832	27,762
35-39	4,115	23,238	24	39,198	14,078	83,329	34,410	1,154	250,336	14,278
40-44	4,753	14,174	69	47,092	15,594	118,778	41,044	1,013	226,764	11,632
45-49	12,344	6,731	375	50,307	12,089	118,900	39,217	884	213,593	10,291
50-54	20,423	2,819	1,395	43,359	8,171	82,803	34,928	1,577	170,005	7,230
55-59	25,740	1,211	4,807	41,005	11,173	57,098	43,357	3,042	165,572	5,417
60-64	25,263	458	11,104	41,096	19,867	32,624	52,932	3,667	193,016	4,420
65-69	16,702	154	15,440	43,034	24,091	19,685	49,057	2,504	228,001	3,691
70-74	6,140	43	12,423	38,558	18,078	12,974	32,239	896	220,861	2,826
75-79	2,231	6	6,490	26,473	9,418	8,220	15,875	378	162,395	2,063
80-84	1,479	1	2,565	13,803	3,886	4,355	6,825	337	85,312	1,201
85+	1,243	0	614	5,854	1,082	1,962	2,572	333	32,179	679

Note : a) Married couple without child(ren)
 b) Married couple with brother(s) or sister(s) or relative(s)
 c) Household head with brother(s) or sister(s)
 d) Household head with other relatives(s)
 e) Married couple with own child(ren)
 f) Father with own child(ren)
 g) Mother with own child(ren)
 h) Married couple with parents
 i) Married couple with one parent
 j) Married couple with own child(ren) and brother(s) or sister(s)
 k) Grandparent(s) with own grandchild(ren)
 l) Married couple with own child(ren) and parents
 m) Married couple with own child(ren) and one parent

6. 가구의 연령 및 가구구성별 가구(계속)

Households by Household Head's Age and Household Composition(Cont'd)

단위 : %
Unit : %

[2004년]

연령 Age	계 Total	1세대 가구 One generation household					2세대 가구 Two generation household			
		부부 a)	부부+형제자매 (친인척) b)	가구주+ 형제자매 c)	가구주+기타 친인척 d)	기타 Others	부부+자녀 e)	부+자녀 f)	모+자녀 g)	부부+양친 h)
합계 Total	100.0	100.0	100.0	100.0	100.0	100.0	100.0	100.0	100.0	100.0
0-14	0.0	0.0	0.0	0.4	0.0	0.0	0.0	0.0	0.0	0.0
15-19	0.5	0.0	0.1	4.8	2.0	0.8	0.0	0.1	0.1	0.0
20-24	2.6	0.7	1.8	24.9	10.6	6.5	0.1	0.5	1.0	0.0
25-29	5.9	6.5	17.9	39.0	15.1	12.9	2.3	1.3	3.6	1.5
30-34	10.9	10.2	25.6	18.6	12.6	10.6	12.0	4.0	8.1	3.7
35-39	12.8	4.4	9.4	6.5	9.4	7.1	18.5	9.4	12.3	2.7
40-44	14.3	3.5	5.7	2.7	8.9	7.2	21.0	18.3	17.6	2.6
45-49	13.3	6.1	6.8	1.4	8.6	9.0	17.9	21.6	18.4	6.6
50-54	9.9	8.2	6.7	0.7	6.8	8.9	11.7	16.7	13.6	11.5
55-59	8.2	10.5	6.8	0.4	6.2	8.8	8.1	12.1	10.0	17.4
60-64	7.2	14.2	7.1	0.2	5.6	9.1	4.7	7.8	7.0	18.8
65-69	6.1	15.4	6.0	0.1	5.2	8.1	2.3	4.5	4.5	13.5
70-74	4.3	11.1	3.5	0.1	4.1	5.8	0.8	2.2	2.4	9.1
75-79	2.5	5.8	1.7	0.0	2.6	3.0	0.3	1.0	1.1	6.6
80-84	1.2	2.5	0.7	0.0	1.4	1.5	0.1	0.4	0.4	4.1
85+	0.4	0.7	0.2	0.0	0.8	0.6	0.0	0.2	0.1	1.9

연령 Age	2세대 가구 Two generation household				3세대 가구 Three generation household			4세대 이상 Four or more generation	1인 가구 One person household	비친족 가구 Non relative household
	부부+한부모 i)	부부+자녀+ 형제자매 j)	조부모+ 손자녀 k)	기타 Others	부부+자녀 +양친 l)	부부+자녀 +한부모 m)	기타 Others			
합계 Total	100.0	100.0	100.0	100.0	100.0	100.0	100.0	100.0	100.0	100.0
0-14	0.0	0.0	0.0	0.0	0.0	0.0	0.0	0.0	0.0	0.0
15-19	0.0	0.0	0.0	0.3	0.0	0.0	0.0	0.0	1.5	6.5
20-24	0.1	0.6	0.2	1.3	0.1	0.1	0.3	0.2	8.5	25.2
25-29	1.7	8.0	0.2	3.6	0.9	1.0	1.8	1.7	13.3	25.6
30-34	4.2	29.5	0.1	6.9	5.4	6.7	5.9	5.5	11.8	12.9
35-39	3.2	29.4	0.0	8.8	9.6	14.2	9.0	6.8	8.3	6.7
40-44	3.7	17.9	0.1	10.6	10.6	20.3	10.7	5.9	7.6	5.4
45-49	9.6	8.5	0.7	11.4	8.2	20.3	10.2	5.2	7.1	4.8
50-54	15.9	3.6	2.5	9.8	5.6	14.1	9.1	9.2	5.7	3.4
55-59	20.1	1.5	8.7	9.3	7.6	9.7	11.3	17.8	5.5	2.5
60-64	19.7	0.6	20.0	9.3	13.5	5.6	13.8	21.5	6.4	2.1
65-69	13.0	0.2	27.8	9.7	16.4	3.4	12.8	14.7	7.6	1.7
70-74	4.8	0.1	22.4	8.7	12.3	2.2	8.4	5.3	7.4	1.3
75-79	1.7	0.0	11.7	6.0	6.4	1.4	4.1	2.2	5.4	1.0
80-84	1.2	0.0	4.6	3.1	2.6	0.7	1.8	2.0	2.8	0.6
85+	1.0	0.0	1.1	1.3	0.7	0.3	0.7	2.0	1.1	0.3

Note : a) Married couple without child(ren)
 b) Married couple with brother(s) or sister(s) or relative(s)
 c) Household head with brother(s) or sister(s)
 d) Household head with other relative(s)
 e) Married couple with own child(ren)
 f) Father with own child(ren)
 g) Mother with own child(ren)
 h) Married couple with parents
 i) Married couple with one parent
 j) Married couple with own child(ren) and brother(s) or sister(s)
 k) Grandparent(s) with own grandchild(ren)
 l) Married couple with own child(ren) and parents
 m) Married couple with own child(ren) and one parent

6. 가구의 연령 및 가구구성별 가구(계속)

Households by Household Head's Age and Household Composition(Cont'd)

단위 : 가구

Unit : household

【2005년】

연령 Age	계 Total	1세대 가구 One generation household					2세대 가구 Two generation household			
		부부 a)	부부+형제자매 (친인척) b)	가구주+ 형제자매 c)	가구주+기타 친인척 d)	기타 Others	부부+자녀 e)	부+자녀 f)	모+자녀 g)	부부+양친 h)
합계 Total	15,971,010	2,267,915	33,936	205,914	33,094	45,488	6,743,687	287,962	1,088,059	23,352
0-14	1,661	0	0	805	15	8	0	11	38	0
15-19	70,407	484	18	8,682	596	309	204	217	1,252	0
20-24	411,015	13,401	522	47,927	3,298	2,599	7,865	1,339	10,636	10
25-29	914,847	131,429	5,526	82,411	4,918	5,667	134,123	3,635	36,300	301
30-34	1,642,710	222,172	8,451	38,652	4,099	4,698	747,812	10,608	84,440	825
35-39	1,992,875	101,741	3,262	14,644	3,189	3,274	1,228,701	26,224	133,761	654
40-44	2,210,756	77,125	1,914	5,964	2,957	3,202	1,400,906	50,518	186,531	616
45-49	2,173,069	145,550	2,501	3,318	3,027	4,273	1,252,791	62,907	205,448	1,590
50-54	1,646,824	198,900	2,492	1,636	2,418	4,388	832,587	49,798	151,928	2,744
55-59	1,345,817	243,016	2,462	857	2,146	4,231	568,207	35,880	108,941	4,035
60-64	1,128,782	312,501	2,491	474	1,827	4,096	321,938	22,112	74,279	4,139
65-69	991,520	347,345	2,104	294	1,654	3,622	160,611	13,098	48,747	3,111
70-74	734,945	262,828	1,268	146	1,361	2,759	61,626	6,791	27,603	2,220
75-79	428,330	135,542	599	72	859	1,382	19,000	3,009	12,669	1,632
80-84	203,791	58,338	243	23	465	707	5,927	1,310	4,312	1,007
85+	73,661	17,543	83	9	265	273	1,389	505	1,174	468

연령 Age	2세대 가구 Two generation household				3세대 가구 Three generation household			4세대 이상 generation	1인 가구 household	비친족 가구 Non relative household
	부부+한부모 i)	부부+자녀+ 형제자매 j)	조부모+ 손자녀 k)	기타 Others	부부+자녀 +양친 l)	부부+자녀 +한부모 m)	기타 Others			
합계 Total	132,070	74,206	58,058	450,564	140,776	569,190	386,091	15,973	3,187,151	227,524
0-14	0	0	4	51	0	0	6	0	691	32
15-19	6	14	18	978	1	6	108	0	43,980	13,534
20-24	168	423	86	5,328	78	333	1,141	27	261,657	54,177
25-29	1,958	5,403	85	14,717	1,112	4,921	6,139	242	417,115	58,845
30-34	5,140	20,744	31	28,337	7,076	34,867	20,462	804	373,158	30,334
35-39	4,152	22,218	16	38,175	13,330	78,345	33,277	1,021	270,635	16,256
40-44	4,663	13,660	63	45,897	14,520	110,594	39,479	883	238,607	12,657
45-49	13,013	6,854	403	52,496	11,994	117,352	39,798	819	237,261	11,674
50-54	21,692	2,966	1,484	46,269	8,096	83,085	35,604	1,500	190,836	8,401
55-59	26,926	1,263	5,112	42,754	10,735	57,605	43,905	2,903	178,773	6,066
60-64	24,742	456	11,188	40,770	18,281	31,666	52,346	3,358	197,442	4,676
65-69	17,134	155	15,936	43,606	22,893	20,068	50,716	2,414	234,217	3,795
70-74	6,796	43	13,392	40,908	18,205	14,023	35,359	910	235,776	2,931
75-79	2,523	6	6,842	28,617	9,385	9,123	17,313	376	177,206	2,175
80-84	1,704	1	2,739	15,112	3,907	4,895	7,508	359	93,994	1,240
85+	1,453	0	659	6,549	1,163	2,307	2,930	357	35,803	731

Note : a) Married couple without child(ren) h) Married couple with parents
 b) Married couple with brother(s) or sister(s) or relative(s) i) Married couple with one parent
 c) Household head with brother(s) or sister(s) j) Married couple with own child(ren) and brother(s) or sister(s)
 d) Household head with other relative(s) k) Grandparent(s) with own grandchild(ren)
 e) Married couple with own child(ren) l) Married couple with own child(ren) and parents
 f) Father with own child(ren) m) Married couple with own child(ren) and one parent
 g) Mother with own child(ren)

6. 가구의 연령 및 가구구성별 가구(계속)

Households by Household Head's Age and Household Composition(Cont'd)

단위 : %
Unit : %

【2005년】

연령 Age	계 Total	1세대 가구 One generation household					2세대 가구 Two generation household			
		부부 a)	부부+형제자매 (친인척) b)	가구주+ 형제자매 c)	가구주+기타 친인척 d)	기타 Others	부부+자녀 e)	부+자녀 f)	모+자녀 g)	부부+양친 h)
합계 Total	100.0	100.0	100.0	100.0	100.0	100.0	100.0	100.0	100.0	100.0
0-14	0.0	0.0	0.0	0.4	0.0	0.0	0.0	0.0	0.0	0.0
15-19	0.4	0.0	0.1	4.2	1.8	0.7	0.0	0.1	0.1	0.0
20-24	2.6	0.6	1.5	23.3	10.0	5.7	0.1	0.5	1.0	0.0
25-29	5.7	5.8	16.3	40.0	14.9	12.5	2.0	1.3	3.3	1.3
30-34	10.3	9.8	24.9	18.8	12.4	10.3	11.1	3.7	7.8	3.5
35-39	12.5	4.5	9.6	7.1	9.6	7.2	18.2	9.1	12.3	2.8
40-44	13.8	3.4	5.6	2.9	8.9	7.0	20.8	17.5	17.1	2.6
45-49	13.6	6.4	7.4	1.6	9.1	9.4	18.6	21.8	18.9	6.8
50-54	10.3	8.8	7.3	0.8	7.3	9.6	12.3	17.3	14.0	11.8
55-59	8.4	10.7	7.3	0.4	6.5	9.3	8.4	12.5	10.0	17.3
60-64	7.1	13.8	7.3	0.2	5.5	9.0	4.8	7.7	6.8	17.7
65-69	6.2	15.3	6.2	0.1	5.0	8.0	2.4	4.5	4.5	13.3
70-74	4.6	11.6	3.7	0.1	4.1	6.1	0.9	2.4	2.5	9.5
75-79	2.7	6.0	1.8	0.0	2.6	3.0	0.3	1.0	1.2	7.0
80-84	1.3	2.6	0.7	0.0	1.4	1.6	0.1	0.5	0.4	4.3
85+	0.5	0.8	0.2	0.0	0.8	0.6	0.0	0.2	0.1	2.0

연령 Age	2세대 가구 Two generation household				3세대 가구 Three generation household			4세대 이상 Four or more generation	1인 가구 One person household	비친족 가구 Non relative household
	부부+한부모 i)	부부+자녀+ 형제자매 j)	조부모+ 손자녀 k)	기타 Others	부부+자녀 +양친 l)	부부+자녀 +한부모 m)	기타 Others			
합계 Total	100.0	100.0	100.0	100.0	100.0	100.0	100.0	100.0	100.0	100.0
0-14	0.0	0.0	0.0	0.0	0.0	0.0	0.0	0.0	0.0	0.0
15-19	0.0	0.0	0.0	0.2	0.0	0.0	0.0	0.0	1.4	5.9
20-24	0.1	0.6	0.1	1.2	0.1	0.1	0.3	0.2	8.2	23.8
25-29	1.5	7.3	0.1	3.3	0.8	0.9	1.6	1.5	13.1	25.9
30-34	3.9	28.0	0.1	6.3	5.0	6.1	5.3	5.0	11.7	13.3
35-39	3.1	29.9	0.0	8.5	9.5	13.8	8.6	6.4	8.5	7.1
40-44	3.5	18.4	0.1	10.2	10.3	19.4	10.2	5.5	7.5	5.6
45-49	9.9	9.2	0.7	11.7	8.5	20.6	10.3	5.1	7.4	5.1
50-54	16.4	4.0	2.6	10.3	5.8	14.6	9.2	9.4	6.0	3.7
55-59	20.4	1.7	8.8	9.5	7.6	10.1	11.4	18.2	5.6	2.7
60-64	18.7	0.6	19.3	9.0	13.0	5.6	13.6	21.0	6.2	2.1
65-69	13.0	0.2	27.4	9.7	16.3	3.5	13.1	15.1	7.3	1.7
70-74	5.1	0.1	23.1	9.1	12.9	2.5	9.2	5.7	7.4	1.3
75-79	1.9	0.0	11.8	6.4	6.7	1.6	4.5	2.4	5.6	1.0
80-84	1.3	0.0	4.7	3.4	2.8	0.9	1.9	2.2	2.9	0.5
85+	1.1	0.0	1.1	1.5	0.8	0.4	0.8	2.2	1.1	0.3

Note : a) Married couple without child(ren) h) Married couple with parents
 b) Married couple with brother(s) or sister(s) or relative(s) i) Married couple with one parent
 c) Household head with brother(s) or sister(s) j) Married couple with own child(ren) and brother(s) or sister(s)
 d) Household head with other relative(s) k) Grandparent(s) with own grandchild(ren)
 e) Married couple with own child(ren) l) Married couple with own child(ren) and parents
 f) Father with own child(ren) m) Married couple with own child(ren) and one parent
 g) Mother with own child(ren)

6. 가구의 연령 및 가구구성별 가구(계속)

Households by Household Head's Age and Household Composition(Cont'd)

단위 : 가구

Unit : household

【2006년】

연령 Age	계 Total	1세대 가구 One generation household					2세대 가구 Two generation household			
		부부 a)	부부+형제자매 (친인척) b)	가구주+ 형제자매 c)	가구주+기타 친인척 d)	기타 Others	부부+자녀 e)	부+자녀 f)	모+자녀 g)	부부+양친 h)
합계 Total	16,158,334	2,323,818	33,923	204,135	33,746	46,506	6,808,190	293,667	1,099,848	24,042
0-14	1,657	0	0	812	16	8	0	11	38	0
15-19	69,854	149	16	9,210	599	307	205	227	1,275	0
20-24	392,161	12,618	461	45,279	3,185	2,405	7,408	1,310	10,317	9
25-29	896,065	127,840	5,211	82,241	4,904	5,603	127,631	3,559	36,488	309
30-34	1,580,466	213,477	8,187	37,963	4,043	4,620	718,913	10,289	81,599	837
35-39	2,013,016	103,214	3,342	15,330	3,314	3,392	1,240,597	26,535	135,411	666
40-44	2,182,620	76,522	1,897	6,068	2,992	3,211	1,382,979	50,058	184,620	621
45-49	2,247,436	152,520	2,635	3,522	3,213	4,523	1,294,736	65,399	211,678	1,738
50-54	1,737,317	211,596	2,680	1,779	2,629	4,768	879,937	52,830	158,390	2,906
55-59	1,361,284	246,903	2,524	882	2,215	4,372	576,267	36,337	109,969	4,079
60-64	1,125,490	312,151	2,501	486	1,839	4,137	325,239	22,085	72,536	4,100
65-69	1,017,337	359,562	2,165	305	1,689	3,731	164,387	13,317	48,911	3,172
70-74	772,966	275,259	1,316	148	1,405	2,898	61,821	6,587	28,921	2,303
75-79	457,962	146,387	640	76	916	1,476	20,250	3,153	13,694	1,718
80-84	219,868	65,203	255	24	495	755	6,321	1,401	4,677	1,064
85+	82,835	20,417	93	10	292	300	1,499	569	1,324	520

연령 Age	2세대 가구 Two generation household				3세대 가구 Three generation household			4세대 이상 Four or more generation	1인 가구 One person household	비친족 가구 Non relative household
	부부+한부모 i)	부부+자녀+ 형제자매 j)	조부모+ 손자녀 k)	기타 Others	부부+자녀 +양친 l)	부부+자녀 +한부모 m)	기타 Others			
합계 Total	134,863	71,816	60,057	451,955	142,255	569,602	385,381	15,824	3,239,440	219,266
0-14	0	0	4	42	0	0	6	0	688	32
15-19	5	18	23	1,013	2	5	109	0	43,427	13,264
20-24	156	404	84	5,143	75	314	1,099	27	250,178	51,689
25-29	1,885	4,986	88	14,244	1,080	4,680	5,914	232	411,356	57,814
30-34	4,938	19,465	37	26,934	6,833	33,319	19,586	760	359,607	29,059
35-39	4,195	22,020	25	37,468	13,420	78,179	33,428	1,017	275,030	16,433
40-44	4,732	12,998	79	44,336	14,304	108,088	38,820	864	236,959	12,472
45-49	13,723	6,872	425	53,009	12,349	120,283	41,056	835	246,882	12,038
50-54	23,019	3,125	1,585	47,147	8,544	87,373	37,477	1,549	202,292	7,691
55-59	26,713	1,258	5,141	42,114	10,793	57,887	44,230	2,828	181,696	5,076
60-64	24,810	458	11,108	40,205	17,840	31,490	51,091	3,268	196,484	3,662
65-69	18,050	160	16,495	44,598	23,149	19,643	50,196	2,469	242,186	3,152
70-74	7,098	44	13,920	42,713	18,695	13,335	34,596	939	258,241	2,727
75-79	2,471	7	7,358	30,282	9,911	8,466	17,466	387	191,235	2,069
80-84	1,597	1	2,948	15,710	4,071	4,439	7,418	306	101,910	1,273
85+	1,471	0	737	6,997	1,189	2,101	2,889	343	41,269	815

Note : a) Married couple without child(ren)
 b) Married couple with brother(s) or sister(s) or relative(s)
 c) Household head with brother(s) or sister(s)
 d) Household head with other relative(s)
 e) Married couple with own child(ren)
 f) Father with own child(ren)
 g) Mother with own child(ren)
 h) Married couple with parents
 i) Married couple with one parent
 j) Married couple with own child(ren) and brother(s) or sister(s)
 k) Grandparent(s) with own grandchild(ren)
 l) Married couple with own child(ren) and parents
 m) Married couple with own child(ren) and one parent

6. 가구주의 연령 및 가구구성별 가구(계속)

Households by Household Head's Age and Household Composition(Cont'd)

단 위 : %
Unit : %

[2006년]

연령 Age	계 Total	1세대 가구 One generation household					2세대 가구 Two generation household			
		부부 a)	부부+형제자매 (친인척) b)	가구주+ 형제자매 c)	가구주+기타 친인척 d)	기타 Others	부부+자녀 e)	부+자녀 f)	모+자녀 g)	부부+양친 h)
합계 Total	100.0	100.0	100.0	100.0	100.0	100.0	100.0	100.0	100.0	100.0
0-14	0.0	0.0	0.0	0.4	0.0	0.0	0.0	0.0	0.0	0.0
15-19	0.4	0.0	0.0	4.5	1.8	0.7	0.0	0.1	0.1	0.0
20-24	2.4	0.5	1.4	22.2	9.4	5.2	0.1	0.4	0.9	0.0
25-29	5.5	5.5	15.4	40.3	14.5	12.0	1.9	1.2	3.3	1.3
30-34	9.8	9.2	24.1	18.6	12.0	9.9	10.6	3.5	7.4	3.5
35-39	12.5	4.4	9.9	7.5	9.8	7.3	18.2	9.0	12.3	2.8
40-44	13.5	3.3	5.6	3.0	8.9	6.9	20.3	17.0	16.8	2.6
45-49	13.9	6.6	7.8	1.7	9.5	9.7	19.0	22.3	19.2	7.2
50-54	10.8	9.1	7.9	0.9	7.8	10.3	12.9	18.0	14.4	12.1
55-59	8.4	10.6	7.4	0.4	6.6	9.4	8.5	12.4	10.0	17.0
60-64	7.0	13.4	7.4	0.2	5.4	8.9	4.8	7.5	6.6	17.1
65-69	6.3	15.5	6.4	0.1	5.0	8.0	2.4	4.5	4.4	13.2
70-74	4.8	11.8	3.9	0.1	4.2	6.2	0.9	2.2	2.6	9.6
75-79	2.8	6.3	1.9	0.0	2.7	3.2	0.3	1.1	1.2	7.1
80-84	1.4	2.8	0.8	0.0	1.5	1.6	0.1	0.5	0.4	4.4
85+	0.5	0.9	0.3	0.0	0.9	0.6	0.0	0.2	0.1	2.2

연령 Age	2세대 가구 Two generation household				3세대 가구 Three generation household			4세대 이상 Four or more generation	1인 가구 One person household	비친족 가구 Non relative household
	부부+한부모 i)	부부+자녀+ 형제자매 j)	조부모+ 손자녀 k)	기타 Others	부부+자녀 +양친 l)	부부+자녀 +한부모 m)	기타 Others			
합계 Total	100.0	100.0	100.0	100.0	100.0	100.0	100.0	100.0	100.0	100.0
0-14	0.0	0.0	0.0	0.0	0.0	0.0	0.0	0.0	0.0	0.0
15-19	0.0	0.0	0.0	0.2	0.0	0.0	0.0	0.0	1.3	6.0
20-24	0.1	0.6	0.1	1.1	0.1	0.1	0.3	0.2	7.7	23.6
25-29	1.4	6.9	0.1	3.2	0.8	0.8	1.5	1.5	12.7	26.4
30-34	3.7	27.1	0.1	6.0	4.8	5.8	5.1	4.8	11.1	13.3
35-39	3.1	30.7	0.0	8.3	9.4	13.7	8.7	6.4	8.5	7.5
40-44	3.5	18.1	0.1	9.8	10.1	19.0	10.1	5.5	7.3	5.7
45-49	10.2	9.6	0.7	11.7	8.7	21.1	10.7	5.3	7.6	5.5
50-54	17.1	4.4	2.6	10.4	6.0	15.3	9.7	9.8	6.2	3.5
55-59	19.8	1.8	8.6	9.3	7.6	10.2	11.5	17.9	5.6	2.3
60-64	18.4	0.6	18.5	8.9	12.5	5.5	13.3	20.7	6.1	1.7
65-69	13.4	0.2	27.5	9.9	16.3	3.4	13.0	15.6	7.5	1.4
70-74	5.3	0.1	23.2	9.5	13.1	2.3	9.0	5.9	8.0	1.2
75-79	1.8	0.0	12.3	6.7	7.0	1.5	4.5	2.4	5.9	0.9
80-84	1.2	0.0	4.9	3.5	2.9	0.8	1.9	1.9	3.1	0.6
85+	1.1	0.0	1.2	1.5	0.8	0.4	0.7	2.2	1.3	0.4

Note : a) Married couple without child(ren)
 b) Married couple with brother(s) or sister(s) or relative(s)
 c) Household head with brother(s) or sister(s)
 d) Household head with other relative(s)
 e) Married couple with own child(ren)
 f) Father with own child(ren)
 g) Mother with own child(ren)
 h) Married couple with parents
 i) Married couple with one parent
 j) Married couple with own child(ren) and brother(s) or sister(s)
 k) Grandparent(s) with own grandchild(ren)
 l) Married couple with own child(ren) and parents
 m) Married couple with own child(ren) and one parent

6. 가구의 연령 및 가구구성별 가구(계속)

Households by Household Head's Age and Household Composition(Cont'd)

단위 : 가구

Unit : household

[2007년]

연령 Age	계 Total	1세대 가구 One generation household					2세대 가구 Two generation household			
		부부 a)	부부+형제자매 (친인척) b)	가구주+ 형제자매 c)	가구주+기타 친인척 d)	기타 Others	부부+자녀 e)	부+자녀 f)	모+자녀 g)	부부+양친 h)
합계 Total	16,417,423	2,390,541	34,233	203,234	34,484	47,749	6,888,572	301,123	1,119,667	24,740
0-14	1,660	0	0	814	16	8	0	11	39	0
15-19	68,552	131	14	9,078	581	288	203	225	1,259	0
20-24	369,818	11,464	400	42,206	3,028	2,197	6,801	1,256	9,814	8
25-29	903,894	128,817	5,127	84,107	5,015	5,697	126,856	3,605	36,950	312
30-34	1,519,119	205,672	7,944	37,326	3,980	4,538	688,848	9,953	78,726	811
35-39	2,037,640	104,573	3,410	15,932	3,435	3,502	1,255,439	26,966	137,470	675
40-44	2,150,474	75,696	1,872	6,138	3,010	3,207	1,362,227	49,438	182,225	616
45-49	2,294,919	157,367	2,732	3,671	3,354	4,706	1,320,044	67,040	216,159	1,792
50-54	1,855,493	227,071	2,905	1,943	2,870	5,203	938,809	56,563	168,664	3,106
55-59	1,399,535	254,077	2,621	926	2,319	4,567	593,222	37,472	112,967	4,170
60-64	1,143,393	316,520	2,560	508	1,885	4,255	333,274	22,561	73,755	4,147
65-69	1,043,506	370,316	2,224	317	1,722	3,834	168,692	13,643	50,026	3,226
70-74	808,309	288,358	1,367	152	1,453	3,041	64,141	6,867	30,309	2,367
75-79	492,360	157,463	682	81	973	1,574	21,606	3,380	14,778	1,812
80-84	236,044	70,097	271	25	523	803	6,750	1,505	5,041	1,122
85+	92,707	22,919	104	10	320	329	1,660	638	1,485	576

연령 Age	2세대 가구 Two generation household				3세대 가구 Three generation household			4세대 이상 Four or more generation	1인 가구 One person household	비친족 가구 Non relative household
	부부+한부모 i)	부부+자녀+ 형제자매 j)	조부모+ 손자녀 k)	기타 Others	부부+자녀 +양친 l)	부부+자녀 +한부모 m)	기타 Others			
합계 Total	139,097	70,099	62,266	460,871	143,573	575,083	391,452	15,864	3,298,261	216,514
0-14	0	0	4	41	0	0	6	0	689	32
15-19	5	18	22	991	2	5	107	0	42,689	12,934
20-24	141	377	82	4,877	72	288	1,036	25	236,571	49,175
25-29	1,893	4,799	91	14,257	1,093	4,647	5,919	232	416,213	58,264
30-34	4,742	18,230	35	25,437	6,572	31,701	18,702	719	347,220	27,963
35-39	4,245	21,888	26	37,343	13,545	78,260	33,586	1,013	279,723	16,609
40-44	4,677	12,589	77	43,225	14,061	105,362	38,085	846	234,860	12,263
45-49	14,196	6,886	444	53,939	12,545	121,588	41,762	839	253,612	12,243
50-54	24,663	3,323	1,705	50,161	9,096	92,731	39,796	1,615	217,085	8,184
55-59	27,350	1,296	5,274	43,024	10,968	59,229	44,691	2,783	187,421	5,158
60-64	25,194	474	11,168	40,530	17,715	31,994	51,119	3,245	198,887	3,602
65-69	18,583	163	16,926	45,541	23,373	19,811	51,124	2,516	248,420	3,049
70-74	7,414	48	14,547	44,601	18,952	13,657	35,941	973	271,416	2,705
75-79	2,655	7	7,894	32,402	10,137	8,889	18,574	397	206,935	2,121
80-84	1,694	1	3,150	16,742	4,169	4,627	7,834	301	110,072	1,317
85+	1,645	0	821	7,760	1,273	2,294	3,170	360	46,448	895

Note : a) Married couple without child(ren)
 b) Married couple with brother(s) or sister(s) or relative(s)
 c) Household head with brother(s) or sister(s)
 d) Household head with other relative(s)
 e) Married couple with own child(ren)
 f) Father with own child(ren)
 g) Mother with own child(ren)
 h) Married couple with parents
 i) Married couple with one parent
 j) Married couple with own child(ren) and brother(s) or sister(s)
 k) Grandparent(s) with own grandchild(ren)
 l) Married couple with own child(ren) and parents
 m) Married couple with own child(ren) and one parent

6. 가구의 연령 및 가구구성별 가구(계속)

Households by Household Head's Age and Household Composition(Cont'd)

단위 : %
Unit : %

[2007년]

연령 Age	계 Total	1세대 가구 One generation household					2세대 가구 Two generation household			
		부부 a)	부부+형제자매 (친인척) b)	가구주+ 형제자매 c)	가구주+기타 (친인척) d)	기타 Others	부부+자녀 e)	부+자녀 f)	모+자녀 g)	부부+양친 h)
합계 Total	100.0	100.0	100.0	100.0	100.0	100.0	100.0	100.0	100.0	100.0
0-14	0.0	0.0	0.0	0.4	0.0	0.0	0.0	0.0	0.0	0.0
15-19	0.4	0.0	0.0	4.5	1.7	0.6	0.0	0.1	0.1	0.0
20-24	2.3	0.5	1.2	20.8	8.8	4.6	0.1	0.4	0.9	0.0
25-29	5.5	5.4	15.0	41.4	14.5	11.9	1.8	1.2	3.3	1.3
30-34	9.3	8.6	23.2	18.4	11.5	9.5	10.0	3.3	7.0	3.3
35-39	12.4	4.4	10.0	7.8	10.0	7.3	18.2	9.0	12.3	2.7
40-44	13.1	3.2	5.5	3.0	8.7	6.7	19.8	16.4	16.3	2.5
45-49	14.0	6.6	8.0	1.8	9.7	9.9	19.2	22.3	19.3	7.2
50-54	11.3	9.5	8.5	1.0	8.3	10.9	13.6	18.8	15.1	12.6
55-59	8.5	10.6	7.7	0.5	6.7	9.6	8.6	12.4	10.1	16.9
60-64	7.0	13.2	7.5	0.2	5.5	8.9	4.8	7.5	6.6	16.8
65-69	6.4	15.5	6.5	0.2	5.0	8.0	2.4	4.5	4.5	13.0
70-74	4.9	12.1	4.0	0.1	4.2	6.4	0.9	2.3	2.7	9.6
75-79	3.0	6.6	2.0	0.0	2.8	3.3	0.3	1.1	1.3	7.3
80-84	1.4	2.9	0.8	0.0	1.5	1.7	0.1	0.5	0.5	4.5
85+	0.6	1.0	0.3	0.0	0.9	0.7	0.0	0.2	0.1	2.3

연령 Age	2세대 가구 Two generation household				3세대 가구 Three generation household			4세대 이상 Four or more generation	1인 가구 One person household	비친족 가구 Non relative household
	부부+한부모 i)	부부+자녀+ 형제자매 j)	조부모+ 손자녀 k)	기타 Others	부부+자녀 +양친 l)	부부+자녀 +한부모 m)	기타 Others			
합계 Total	100.0	100.0	100.0	100.0	100.0	100.0	100.0	100.0	100.0	100.0
0-14	0.0	0.0	0.0	0.0	0.0	0.0	0.0	0.0	0.0	0.0
15-19	0.0	0.0	0.0	0.2	0.0	0.0	0.0	0.0	1.3	6.0
20-24	0.1	0.5	0.1	1.1	0.1	0.1	0.3	0.2	7.2	22.7
25-29	1.4	6.8	0.1	3.1	0.8	0.8	1.5	1.5	12.6	26.9
30-34	3.4	26.0	0.1	5.5	4.6	5.5	4.8	4.5	10.5	12.9
35-39	3.1	31.2	0.0	8.1	9.4	13.6	8.6	6.4	8.5	7.7
40-44	3.4	18.0	0.1	9.4	9.8	18.3	9.7	5.3	7.1	5.7
45-49	10.2	9.8	0.7	11.7	8.7	21.1	10.7	5.3	7.7	5.7
50-54	17.7	4.7	2.7	10.9	6.3	16.1	10.2	10.2	6.6	3.8
55-59	19.7	1.8	8.5	9.3	7.6	10.3	11.4	17.5	5.7	2.4
60-64	18.1	0.7	17.9	8.8	12.3	5.6	13.1	20.5	6.0	1.7
65-69	13.4	0.2	27.2	9.9	16.3	3.4	13.1	15.9	7.5	1.4
70-74	5.3	0.1	23.4	9.7	13.2	2.4	9.2	6.1	8.2	1.2
75-79	1.9	0.0	12.7	7.0	7.1	1.5	4.7	2.5	6.3	1.0
80-84	1.2	0.0	5.1	3.6	2.9	0.8	2.0	1.9	3.3	0.6
85+	1.2	0.0	1.3	1.7	0.9	0.4	0.8	2.3	1.4	0.4

Note : a) Married couple without child(ren)
 b) Married couple with brother(s) or sister(s) or relative(s)
 c) Household head with brother(s) or sister(s)
 d) Household head with other relative(s)
 e) Married couple with own child(ren)
 f) Father with own child(ren)
 g) Mother with own child(ren)
 h) Married couple with parents
 i) Married couple with one parent
 j) Married couple with own child(ren) and brother(s) or sister(s)
 k) Grandparent(s) with own grandchild(ren)
 l) Married couple with own child(ren) and parents
 m) Married couple with own child(ren) and one parent

6. 가구의 연령 및 가구구성별 가구(계속)

Households by Household Head's Age and Household Composition(Cont'd)

단위 : 가구

Unit : household

[2008년]

연령 Age	계 Total	1세대 가구 One generation household					2세대 가구 Two generation household			
		부부 a)	부부+형제자매 (친인척) b)	가구주+ 형제자매 c)	가구주+기타 친인척 d)	기타 Others	부부+자녀 e)	부+자녀 f)	모+자녀 g)	부부+양친 h)
합계 Total	16,673,162	2,459,955	34,601	201,589	35,164	48,934	6,964,661	308,416	1,138,752	25,467
0-14	1,639	0	0	805	17	8	0	11	39	0
15-19	68,957	119	13	9,133	580	276	204	229	1,269	0
20-24	349,993	10,409	346	39,498	2,890	2,015	6,234	1,207	9,353	7
25-29	902,549	129,405	5,041	84,508	5,043	5,712	126,312	3,621	37,098	318
30-34	1,469,253	200,238	7,786	37,066	3,942	4,487	662,119	9,656	76,340	791
35-39	2,052,193	105,132	3,447	16,361	3,529	3,583	1,264,485	27,324	138,985	681
40-44	2,129,605	75,223	1,860	6,226	3,036	3,212	1,348,726	49,038	180,715	612
45-49	2,314,300	160,328	2,790	3,769	3,445	4,825	1,329,137	67,869	217,983	1,825
50-54	1,975,806	243,056	3,129	2,108	3,115	5,646	998,458	60,374	179,073	3,310
55-59	1,443,392	261,611	2,720	974	2,426	4,772	613,452	38,820	116,533	4,266
60-64	1,180,163	326,319	2,665	537	1,963	4,436	346,460	23,403	76,174	4,262
65-69	1,059,314	377,600	2,259	324	1,741	3,894	170,807	13,803	50,582	3,244
70-74	839,677	300,063	1,413	155	1,494	3,169	66,145	7,112	31,555	2,419
75-79	530,197	169,641	731	87	1,038	1,685	23,091	3,628	15,972	1,915
80-84	252,915	75,225	285	27	555	854	7,202	1,609	5,423	1,182
85+	103,209	25,586	116	11	350	360	1,829	712	1,658	635

연령 Age	2세대 가구 Two generation household				3세대 가구 Three generation household			4세대 이상 Four or more generation	1인 가구 One person household	비친족 가구 Non relative household
	부부+한부모 i)	부부+자녀+ 형제자매 j)	조부모+ 손자녀 k)	기타 Others	부부+자녀 +양친 l)	부부+자녀 +한부모 m)	기타 Others			
합계 Total	143,478	68,450	64,501	469,954	144,789	580,047	397,638	15,905	3,357,255	213,606
0-14	0	0	4	41	0	0	6	0	676	32
15-19	5	18	22	992	2	5	107	0	43,036	12,947
20-24	128	351	79	4,635	68	265	979	24	224,560	46,945
25-29	1,895	4,612	89	14,134	1,108	4,624	5,892	231	415,209	57,697
30-34	4,589	17,160	36	24,188	6,334	30,210	17,930	680	338,468	27,233
35-39	4,268	21,626	27	37,077	13,607	78,036	33,600	1,003	282,749	16,673
40-44	4,638	12,280	76	42,375	13,897	103,196	37,553	833	233,988	12,121
45-49	14,495	6,822	457	54,221	12,584	121,376	41,950	831	257,298	12,295
50-54	26,360	3,522	1,831	53,236	9,659	98,106	42,158	1,681	232,304	8,680
55-59	28,045	1,342	5,386	44,076	11,133	60,897	45,233	2,736	193,702	5,268
60-64	25,993	495	11,427	41,531	17,901	32,982	52,042	3,275	204,693	3,605
65-69	18,888	165	17,214	46,071	23,384	19,767	51,555	2,534	252,563	2,919
70-74	7,697	49	15,100	46,258	19,090	13,908	37,108	998	283,273	2,671
75-79	2,854	7	8,484	34,742	10,396	9,360	19,797	409	224,178	2,182
80-84	1,794	1	3,361	17,812	4,268	4,820	8,264	295	118,578	1,360
85+	1,829	0	908	8,565	1,358	2,495	3,464	375	51,980	978

Note : a) Married couple without child(ren)
 b) Married couple with brother(s) or sister(s) or relative(s)
 c) Household head with brother(s) or sister(s)
 d) Household head with other relative(s)
 e) Married couple with own child(ren)
 f) Father with own child(ren)
 g) Mother with own child(ren)
 h) Married couple with parents
 i) Married couple with one parent
 j) Married couple with own child(ren) and brother(s) or sister(s)
 k) Grandparent(s) with own grandchild(ren)
 l) Married couple with own child(ren) and parents
 m) Married couple with own child(ren) and one parent

6. 가구주의 연령 및 가구구성별 가구(계속)

Households by Household Head's Age and Household Composition(Cont'd)

단 위 : %
Unit : %

【2008년】

연령 Age	계 Total	1세대 가구 One generation household					2세대 가구 Two generation household			
		부부 a)	부부+형제자매 (친인척) b)	가구주+ 형제자매 c)	가구주+기타 친인척 d)	기타 Others	부부+자녀 e)	부+자녀 f)	모+자녀 g)	부부+양친 h)
합계 Total	100.0	100.0	100.0	100.0	100.0	100.0	100.0	100.0	100.0	100.0
0-14	0.0	0.0	0.0	0.4	0.0	0.0	0.0	0.0	0.0	0.0
15-19	0.4	0.0	0.0	4.5	1.6	0.6	0.0	0.1	0.1	0.0
20-24	2.1	0.4	1.0	19.6	8.2	4.1	0.1	0.4	0.8	0.0
25-29	5.4	5.3	14.6	41.9	14.3	11.7	1.8	1.2	3.3	1.2
30-34	8.8	8.1	22.5	18.4	11.2	9.2	9.5	3.1	6.7	3.1
35-39	12.3	4.3	10.0	8.1	10.0	7.3	18.2	8.9	12.2	2.7
40-44	12.8	3.1	5.4	3.1	8.6	6.6	19.4	15.9	15.9	2.4
45-49	13.9	6.5	8.1	1.9	9.8	9.9	19.1	22.0	19.1	7.2
50-54	11.9	9.9	9.0	1.0	8.9	11.5	14.3	19.6	15.7	13.0
55-59	8.7	10.6	7.9	0.5	6.9	9.8	8.8	12.6	10.2	16.8
60-64	7.1	13.3	7.7	0.3	5.6	9.1	5.0	7.6	6.7	16.7
65-69	6.4	15.3	6.5	0.2	5.0	8.0	2.5	4.5	4.4	12.7
70-74	5.0	12.2	4.1	0.1	4.2	6.5	0.9	2.3	2.8	9.5
75-79	3.2	6.9	2.1	0.0	3.0	3.4	0.3	1.2	1.4	7.5
80-84	1.5	3.1	0.8	0.0	1.6	1.7	0.1	0.5	0.5	4.6
85+	0.6	1.0	0.3	0.0	1.0	0.7	0.0	0.2	0.1	2.5

연령 Age	2세대 가구 Two generation household				3세대 가구 Three generation household			4세대 이상 Four or more generation	1인 가구 One person household	비친족 가구 Non relative household
	부부+한부모 i)	부부+자녀+ 형제자매 j)	조부모+ 손자녀 k)	기타 Others	부부+자녀 +양친 l)	부부+자녀 +한부모 m)	기타 Others			
합계 Total	100.0	100.0	100.0	100.0	100.0	100.0	100.0	100.0	100.0	100.0
0-14	0.0	0.0	0.0	0.0	0.0	0.0	0.0	0.0	0.0	0.0
15-19	0.0	0.0	0.0	0.2	0.0	0.0	0.0	0.0	1.3	6.1
20-24	0.1	0.5	0.1	1.0	0.0	0.0	0.2	0.2	6.7	22.0
25-29	1.3	6.7	0.1	3.0	0.8	0.8	1.5	1.5	12.4	27.0
30-34	3.2	25.1	0.1	5.1	4.4	5.2	4.5	4.3	10.1	12.7
35-39	3.0	31.6	0.0	7.9	9.4	13.5	8.4	6.3	8.4	7.8
40-44	3.2	17.9	0.1	9.0	9.6	17.8	9.4	5.2	7.0	5.7
45-49	10.1	10.0	0.7	11.5	8.7	20.9	10.5	5.2	7.7	5.8
50-54	18.4	5.1	2.8	11.3	6.7	16.9	10.6	10.6	6.9	4.1
55-59	19.5	2.0	8.4	9.4	7.7	10.5	11.4	17.2	5.8	2.5
60-64	18.1	0.7	17.7	8.8	12.4	5.7	13.1	20.6	6.1	1.7
65-69	13.2	0.2	26.7	9.8	16.2	3.4	13.0	15.9	7.5	1.4
70-74	5.4	0.1	23.4	9.8	13.2	2.4	9.3	6.3	8.4	1.3
75-79	2.0	0.0	13.2	7.4	7.2	1.6	5.0	2.6	6.7	1.0
80-84	1.3	0.0	5.2	3.8	2.9	0.8	2.1	1.9	3.5	0.6
85+	1.3	0.0	1.4	1.8	0.9	0.4	0.9	2.4	1.5	0.5

Note : a) Married couple without child(ren) h) Married couple with parents
 b) Married couple with brother(s) or sister(s) or relative(s) i) Married couple with one parent
 c) Household head with brother(s) or sister(s) j) Married couple with own child(ren) and brother(s) or sister(s)
 d) Household head with other relative(s) k) Grandparent(s) with own grandchild(ren)
 e) Married couple with own child(ren) l) Married couple with own child(ren) and parents
 f) Father with own child(ren) m) Married couple with own child(ren) and one parent
 g) Mother with own child(ren)

6. 가구주의 연령 및 가구구성별 가구(계속)

Households by Household Head's Age and Household Composition(Cont'd)

단위 : 가구

Unit : household

[2009년]

연령 Age	계 Total	1세대 가구 One generation household					2세대 가구 Two generation household			
		부부 a)	부부+형제자매 (친인척) b)	가구주+ 형제자매 c)	가구주+기타 친인척 d)	기타 Others	부부+자녀 e)	부+자녀 f)	모+자녀 g)	부부+양친 h)
합계 Total	16,916,966	2,530,730	34,968	199,014	35,771	50,051	7,032,014	315,447	1,156,514	26,210
0-14	1,596	0	0	784	17	8	0	11	38	0
15-19	70,223	109	13	9,255	586	269	208	236	1,292	0
20-24	336,113	9,586	306	37,506	2,795	1,877	5,799	1,178	9,037	7
25-29	884,789	128,001	4,892	83,015	4,963	5,611	124,240	3,576	36,587	317
30-34	1,434,656	197,473	7,722	37,251	3,939	4,482	640,977	9,430	74,665	779
35-39	2,042,516	104,321	3,435	16,527	3,574	3,612	1,258,785	27,394	138,924	679
40-44	2,129,625	75,470	1,864	6,367	3,086	3,246	1,348,478	49,103	180,946	613
45-49	2,305,056	161,194	2,812	3,813	3,489	4,877	1,321,942	67,851	217,106	1,831
50-54	2,090,059	258,503	3,345	2,267	3,350	6,073	1,054,791	64,011	188,895	3,507
55-59	1,508,265	272,780	2,858	1,040	2,565	5,046	642,856	40,755	121,814	4,419
60-64	1,228,714	340,684	2,795	569	2,062	4,659	361,273	24,395	79,129	4,415
65-69	1,062,397	380,432	2,263	327	1,739	3,907	170,447	13,775	50,494	3,219
70-74	867,814	310,635	1,454	160	1,530	3,285	67,905	7,331	32,686	2,459
75-79	570,066	182,453	780	92	1,108	1,799	24,624	3,890	17,228	2,027
80-84	271,518	80,865	301	29	589	910	7,695	1,726	5,844	1,247
85+	113,559	28,224	128	12	379	390	1,994	785	1,829	691

연령 Age	2세대 가구 Two generation household				3세대 가구 Three generation household			4세대 이상 Four or more generation	1인 가구 One person household	비친족 가구 Non relative household
	부부+한부모 i)	부부+자녀+ 형제자매 j)	조부모+ 손자녀 k)	기타 Others	부부+자녀 +양친 l)	부부+자녀 +한부모 m)	기타 Others			
합계 Total	148,006	66,770	66,798	478,989	145,885	584,264	403,822	15,964	3,415,121	210,628
0-14	0	0	4	39	0	0	6	0	657	32
15-19	5	19	23	1,001	2	5	108	0	43,943	13,149
20-24	119	331	77	4,464	65	247	938	22	216,290	45,469
25-29	1,873	4,368	88	13,756	1,110	4,545	5,774	224	405,927	55,922
30-34	4,487	16,286	35	23,231	6,148	28,959	17,326	651	333,930	26,885
35-39	4,239	21,111	27	36,414	13,508	76,937	33,230	983	282,288	16,528
40-44	4,642	12,116	76	41,965	13,869	102,048	37,390	827	235,420	12,099
45-49	14,596	6,685	463	53,839	12,468	119,668	41,616	814	257,796	12,196
50-54	27,993	3,706	1,959	56,146	10,190	103,105	44,373	1,737	246,963	9,145
55-59	29,142	1,411	5,566	45,753	11,440	63,462	46,397	2,728	202,774	5,459
60-64	27,049	515	11,886	43,006	18,361	34,126	53,608	3,342	213,196	3,644
65-69	18,924	164	17,315	46,090	23,125	19,481	51,364	2,518	254,050	2,763
70-74	7,951	50	15,594	47,725	19,136	14,106	38,132	1,022	294,027	2,626
75-79	3,066	7	9,100	37,213	10,650	9,853	21,075	419	242,437	2,245
80-84	1,909	1	3,591	18,997	4,379	5,038	8,741	290	127,957	1,409
85+	2,011	0	994	9,350	1,434	2,684	3,744	387	57,466	1,057

Note : a) Married couple without child(ren) h) Married couple with parents
 b) Married couple with brother(s) or sister(s) or relative(s) i) Married couple with one parent
 c) Household head with brother(s) or sister(s) j) Married couple with own child(ren) and brother(s) or sister(s)
 d) Household head with other relative(s) k) Grandparent(s) with own grandchild(ren)
 e) Married couple with own child(ren) l) Married couple with own child(ren) and parents
 f) Father with own child(ren) m) Married couple with own child(ren) and one parent
 g) Mother with own child(ren)

6. 가구주의 연령 및 가구구성별 가구(계속)

Households by Household Head's Age and Household Composition(Cont'd)

단위 : %
Unit : %

[2009년]

연령 Age	계 Total	1세대 가구 One generation household					2세대 가구 Two generation household			
		부부 a)	부부+형제자매 (친인척) b)	가구주+ 형제자매 c)	가구주+기타 친인척 d)	기타 Others	부부+자녀 e)	부+자녀 f)	모+자녀 g)	부부+양친 h)
합계 Total	100.0	100.0	100.0	100.0	100.0	100.0	100.0	100.0	100.0	100.0
0-14	0.0	0.0	0.0	0.4	0.0	0.0	0.0	0.0	0.0	0.0
15-19	0.4	0.0	0.0	4.7	1.6	0.5	0.0	0.1	0.1	0.0
20-24	2.0	0.4	0.9	18.8	7.8	3.8	0.1	0.4	0.8	0.0
25-29	5.2	5.1	14.0	41.7	13.9	11.2	1.8	1.1	3.2	1.2
30-34	8.5	7.8	22.1	18.7	11.0	9.0	9.1	3.0	6.5	3.0
35-39	12.1	4.1	9.8	8.3	10.0	7.2	17.9	8.7	12.0	2.6
40-44	12.6	3.0	5.3	3.2	8.6	6.5	19.2	15.6	15.6	2.3
45-49	13.6	6.4	8.0	1.9	9.8	9.7	18.8	21.5	18.8	7.0
50-54	12.4	10.2	9.6	1.1	9.4	12.1	15.0	20.3	16.3	13.4
55-59	8.9	10.8	8.2	0.5	7.2	10.1	9.1	12.9	10.5	16.9
60-64	7.3	13.5	8.0	0.3	5.8	9.3	5.1	7.7	6.8	16.8
65-69	6.3	15.0	6.5	0.2	4.9	7.8	2.4	4.4	4.4	12.3
70-74	5.1	12.3	4.2	0.1	4.3	6.6	1.0	2.3	2.8	9.4
75-79	3.4	7.2	2.2	0.0	3.1	3.6	0.4	1.2	1.5	7.7
80-84	1.6	3.2	0.9	0.0	1.6	1.8	0.1	0.5	0.5	4.8
85+	0.7	1.1	0.4	0.0	1.1	0.8	0.0	0.2	0.2	2.6

연령 Age	2세대 가구 Two generation household				3세대 가구 Three generation household			4세대 이상 Four or more generation	1인 가구 One person household	비친족 가구 Non relative household
	부부+한부모 i)	부부+자녀+ 형제자매 j)	조부모+ 손자녀 k)	기타 Others	부부+자녀 +양친 l)	부부+자녀 +한부모 m)	기타 Others			
합계 Total	100.0	100.0	100.0	100.0	100.0	100.0	100.0	100.0	100.0	100.0
0-14	0.0	0.0	0.0	0.0	0.0	0.0	0.0	0.0	0.0	0.0
15-19	0.0	0.0	0.0	0.2	0.0	0.0	0.0	0.0	1.3	6.2
20-24	0.1	0.5	0.1	0.9	0.0	0.0	0.2	0.1	6.3	21.6
25-29	1.3	6.5	0.1	2.9	0.8	0.8	1.4	1.4	11.9	26.6
30-34	3.0	24.4	0.1	4.9	4.2	5.0	4.3	4.1	9.8	12.8
35-39	2.9	31.6	0.0	7.6	9.3	13.2	8.2	6.2	8.3	7.8
40-44	3.1	18.1	0.1	8.8	9.5	17.5	9.3	5.2	6.9	5.7
45-49	9.9	10.0	0.7	11.2	8.5	20.5	10.3	5.1	7.5	5.8
50-54	18.9	5.6	2.9	11.7	7.0	17.6	11.0	10.9	7.2	4.3
55-59	19.7	2.1	8.3	9.6	7.8	10.9	11.5	17.1	5.9	2.6
60-64	18.3	0.8	17.8	9.0	12.6	5.8	13.3	20.9	6.2	1.7
65-69	12.8	0.2	25.9	9.6	15.9	3.3	12.7	15.8	7.4	1.3
70-74	5.4	0.1	23.3	10.0	13.1	2.4	9.4	6.4	8.6	1.2
75-79	2.1	0.0	13.6	7.8	7.3	1.7	5.2	2.6	7.1	1.1
80-84	1.3	0.0	5.4	4.0	3.0	0.9	2.2	1.8	3.7	0.7
85+	1.4	0.0	1.5	2.0	1.0	0.5	0.9	2.4	1.7	0.5

Note : a) Married couple without child(ren) h) Married couple with parents
 b) Married couple with brother(s) or sister(s) or relative(s) i) Married couple with one parent
 c) Household head with brother(s) or sister(s) j) Married couple with own child(ren) and brother(s) or sister(s)
 d) Household head with other relative(s) k) Grandparent(s) with own grandchild(ren)
 e) Married couple with own child(ren) l) Married couple with own child(ren) and parents
 f) Father with own child(ren) m) Married couple with own child(ren) and one parent
 g) Mother with own child(ren)

6. 가구주의 연령 및 가구구성별 가구(계속)

Households by Household Head's Age and Household Composition(Cont'd)

단위 : 가구

Unit : household

[2010년]

연령 Age	계 Total	1세대 가구 One generation household					2세대 가구 Two generation household			
		부부 a)	부부+형제자매 (친인척) b)	가구주+ 형제자매 c)	가구주+기타 친인척 d)	기타 Others	부부+자녀 e)	부+자녀 f)	모+자녀 g)	부부+양친 h)
합계 Total	17,152,277	2,602,624	35,325	195,868	36,340	51,101	7,091,857	322,180	1,173,043	26,973
0-14	1,563	0	0	769	17	7	0	11	37	0
15-19	72,078	99	12	9,389	598	262	215	243	1,321	0
20-24	328,061	9,007	274	36,242	2,743	1,780	5,505	1,165	8,870	6
25-29	849,573	123,660	4,644	79,925	4,788	5,401	119,308	3,457	35,306	310
30-34	1,424,184	198,111	7,784	37,996	4,000	4,545	630,581	9,357	74,231	781
35-39	2,003,418	102,022	3,369	16,414	3,559	3,581	1,234,923	27,066	136,848	667
40-44	2,149,316	76,417	1,885	6,554	3,158	3,304	1,360,634	49,630	182,870	621
45-49	2,277,599	160,558	2,805	3,825	3,499	4,880	1,304,611	67,280	214,503	1,820
50-54	2,181,794	271,215	3,526	2,399	3,549	6,434	1,099,727	66,977	196,669	3,663
55-59	1,608,908	290,705	3,068	1,128	2,771	5,438	687,157	43,643	129,916	4,677
60-64	1,273,543	355,212	2,919	595	2,151	4,863	373,359	25,237	81,630	4,549
65-69	1,062,159	381,840	2,262	327	1,732	3,908	169,793	13,717	50,300	3,187
70-74	892,807	320,135	1,487	161	1,561	3,389	69,466	7,525	33,708	2,490
75-79	612,032	195,905	831	100	1,180	1,919	26,204	4,163	18,541	2,140
80-84	291,532	86,917	319	31	627	971	8,221	1,853	6,296	1,317
85+	123,710	30,821	140	13	407	419	2,153	856	1,997	745

연령 Age	2세대 가구 Two generation household				3세대 가구 Three generation household			4세대 이상 Four or more generation	1인 가구 One person household	비친족 가구 Non relative household
	부부+한부모 i)	부부+자녀+ 형제자매 j)	조부모+ 손자녀 k)	기타 Others	부부+자녀 +양친 l)	부부+자녀 +한부모 m)	기타 Others			
합계 Total	152,650	65,096	69,175	488,016	146,895	587,792	410,068	16,027	3,473,415	207,832
0-14	0	0	4	38	0	0	6	0	643	31
15-19	4	20	23	1,014	2	5	109	0	45,262	13,500
20-24	109	319	77	4,366	65	234	913	22	211,672	44,692
25-29	1,805	4,039	85	13,111	1,085	4,363	5,532	214	389,285	53,255
30-34	4,464	15,710	35	22,700	6,062	28,201	17,015	632	334,991	26,988
35-39	4,150	20,319	27	35,270	13,214	74,752	32,395	948	277,750	16,144
40-44	4,688	12,068	78	41,964	13,968	101,853	37,570	831	239,036	12,187
45-49	14,549	6,509	463	53,035	12,261	117,037	40,951	788	256,225	12,000
50-54	29,319	3,851	2,061	58,439	10,606	106,950	46,069	1,770	259,059	9,511
55-59	30,943	1,509	5,891	48,523	12,027	67,456	48,674	2,780	216,829	5,773
60-64	28,022	529	12,388	44,405	18,841	35,013	55,110	3,398	221,655	3,667
65-69	18,911	163	17,349	45,952	22,773	19,168	51,026	2,495	254,646	2,610
70-74	8,181	50	16,033	48,996	19,103	14,254	39,022	1,039	303,637	2,570
75-79	3,286	9	9,746	39,816	10,894	10,367	22,408	430	261,783	2,310
80-84	2,031	1	3,838	20,278	4,494	5,276	9,257	285	138,059	1,461
85+	2,188	0	1,077	10,109	1,500	2,863	4,011	395	62,883	1,133

Note : a) Married couple without child(ren)
 b) Married couple with brother(s) or sister(s) or relative(s)
 c) Household head with brother(s) or sister(s)
 d) Household head with other relative(s)
 e) Married couple with own child(ren)
 f) Father with own child(ren)
 g) Mother with own child(ren)
 h) Married couple with parents
 i) Married couple with one parent
 j) Married couple with own child(ren) and brother(s) or sister(s)
 k) Grandparent(s) with own grandchild(ren)
 l) Married couple with own child(ren) and parents
 m) Married couple with own child(ren) and one parent

6. 가구의 연령 및 가구구성별 가구(계속)

Households by Household Head's Age and Household Composition(Cont'd)

단위 : %
Unit : %

【2010년】

연령 Age	계 Total	1세대 가구 One generation household					2세대 가구 Two generation household			
		부부 a)	부부+형제자매 (친인척) b)	가구주+ 형제자매 c)	가구주+기타 친인척 d)	기타 Others	부부+자녀 e)	부+자녀 f)	모+자녀 g)	부부+양친 h)
합계 Total	100.0	100.0	100.0	100.0	100.0	100.0	100.0	100.0	100.0	100.0
0-14	0.0	0.0	0.0	0.4	0.0	0.0	0.0	0.0	0.0	0.0
15-19	0.4	0.0	0.0	4.8	1.6	0.5	0.0	0.1	0.1	0.0
20-24	1.9	0.3	0.8	18.5	7.5	3.5	0.1	0.4	0.8	0.0
25-29	5.0	4.8	13.1	40.8	13.2	10.6	1.7	1.1	3.0	1.1
30-34	8.3	7.6	22.0	19.4	11.0	8.9	8.9	2.9	6.3	2.9
35-39	11.7	3.9	9.5	8.4	9.8	7.0	17.4	8.4	11.7	2.5
40-44	12.5	2.9	5.3	3.3	8.7	6.5	19.2	15.4	15.6	2.3
45-49	13.3	6.2	7.9	2.0	9.6	9.5	18.4	20.9	18.3	6.7
50-54	12.7	10.4	10.0	1.2	9.8	12.6	15.5	20.8	16.8	13.6
55-59	9.4	11.2	8.7	0.6	7.6	10.6	9.7	13.5	11.1	17.3
60-64	7.4	13.6	8.3	0.3	5.9	9.5	5.3	7.8	7.0	16.9
65-69	6.2	14.7	6.4	0.2	4.8	7.6	2.4	4.3	4.3	11.8
70-74	5.2	12.3	4.2	0.1	4.3	6.6	1.0	2.3	2.9	9.2
75-79	3.6	7.5	2.4	0.1	3.2	3.8	0.4	1.3	1.6	7.9
80-84	1.7	3.3	0.9	0.0	1.7	1.9	0.1	0.6	0.5	4.9
85+	0.7	1.2	0.4	0.0	1.1	0.8	0.0	0.3	0.2	2.8

연령 Age	2세대 가구 Two generation household				3세대 가구 Three generation household			4세대 이상 Four or more generation	1인 가구 One person household	비친족 가구 Non relative household
	부부+한부모 i)	부부+자녀+ 형제자매 j)	조부모+ 손자녀 k)	기타 Others	부부+자녀 +양친 l)	부부+자녀 +한부모 m)	기타 Others			
합계 Total	100.0	100.0	100.0	100.0	100.0	100.0	100.0	100.0	100.0	100.0
0-14	0.0	0.0	0.0	0.0	0.0	0.0	0.0	0.0	0.0	0.0
15-19	0.0	0.0	0.0	0.2	0.0	0.0	0.0	0.0	1.3	6.5
20-24	0.1	0.5	0.1	0.9	0.0	0.0	0.2	0.1	6.1	21.5
25-29	1.2	6.2	0.1	2.7	0.7	0.7	1.3	1.3	11.2	25.6
30-34	2.9	24.1	0.1	4.7	4.1	4.8	4.1	3.9	9.6	13.0
35-39	2.7	31.2	0.0	7.2	9.0	12.7	7.9	5.9	8.0	7.8
40-44	3.1	18.5	0.1	8.6	9.5	17.3	9.2	5.2	6.9	5.9
45-49	9.5	10.0	0.7	10.9	8.3	19.9	10.0	4.9	7.4	5.8
50-54	19.2	5.9	3.0	12.0	7.2	18.2	11.2	11.0	7.5	4.6
55-59	20.3	2.3	8.5	9.9	8.2	11.5	11.9	17.3	6.2	2.8
60-64	18.4	0.8	17.9	9.1	12.8	6.0	13.4	21.2	6.4	1.8
65-69	12.4	0.3	25.1	9.4	15.5	3.3	12.4	15.6	7.3	1.3
70-74	5.4	0.1	23.2	10.0	13.0	2.4	9.5	6.5	8.7	1.2
75-79	2.2	0.0	14.1	8.2	7.4	1.8	5.5	2.7	7.5	1.1
80-84	1.3	0.0	5.5	4.2	3.1	0.9	2.3	1.8	4.0	0.7
85+	1.4	0.0	1.6	2.1	1.0	0.5	1.0	2.5	1.8	0.5

Note : a) Married couple without child(ren) h) Married couple with parents
 b) Married couple with brother(s) or sister(s) or relative(s) i) Married couple with one parent
 c) Household head with brother(s) or sister(s) j) Married couple with own child(ren) and brother(s) or sister(s)
 d) Household head with other relative(s) k) Grandparent(s) with own grandchild(ren)
 e) Married couple with own child(ren) l) Married couple with own child(ren) and parents
 f) Father with own child(ren) m) Married couple with own child(ren) and one parent
 g) Mother with own child(ren)

6. 가구의 연령 및 가구구성별 가구(계속)

Households by Household Head's Age and Household Composition(Cont'd)

단위 : 가구

Unit : household

[2011년]

연령 Age	계 Total	1세대 가구 One generation household					2세대 가구 Two generation household			
		부부 a)	부부+형제자매 (친인척) b)	가구주+ 형제자매 c)	가구주+기타 친인척 d)	기타 Others	부부+자녀 e)	부+자녀 f)	모+자녀 g)	부부+양친 h)
합계 Total	17,379,667	2,673,492	35,642	192,436	36,875	52,133	7,147,076	328,658	1,188,543	27,750
0-14	1,496	0	0	737	17	7	0	10	36	0
15-19	73,574	89	11	9,436	606	255	221	249	1,343	0
20-24	322,285	8,405	245	35,220	2,710	1,695	5,192	1,158	8,726	6
25-29	805,921	117,041	4,323	76,406	4,582	5,149	111,833	3,296	33,577	295
30-34	1,432,506	200,693	7,911	38,950	4,095	4,647	630,377	9,429	74,850	792
35-39	1,941,901	98,780	3,272	16,111	3,499	3,507	1,196,927	26,394	133,143	646
40-44	2,180,859	77,801	1,914	6,757	3,248	3,381	1,380,194	50,474	185,867	631
45-49	2,244,889	159,157	2,787	3,823	3,492	4,860	1,284,807	66,523	211,393	1,797
50-54	2,250,766	281,231	3,669	2,507	3,712	6,728	1,133,030	69,251	202,362	3,783
55-59	1,732,889	313,580	3,323	1,227	3,014	5,919	740,540	47,119	139,748	5,017
60-64	1,312,757	368,372	3,025	617	2,229	5,053	383,567	25,952	83,727	4,661
65-69	1,063,364	383,245	2,270	328	1,726	3,920	170,515	13,740	50,318	3,165
70-74	917,478	329,635	1,524	164	1,590	3,493	71,171	7,725	34,742	2,519
75-79	648,749	207,655	875	106	1,245	2,023	27,521	4,400	19,691	2,233
80-84	315,389	94,137	340	33	672	1,046	8,854	2,003	6,838	1,402
85+	134,844	33,671	153	14	438	450	2,327	935	2,182	803

연령 Age	2세대 가구 Two generation household				3세대 가구 Three generation household			4세대 이상 generation	1인 가구 household	비친족 가구 Non relative household
	부부+한부모 i)	부부+자녀+ 형제자매 j)	조부모+ 손자녀 k)	기타 Others	부부+자녀 +양친 l)	부부+자녀 +한부모 m)	기타 Others			
합계 Total	157,456	63,470	71,546	496,823	147,779	590,767	416,288	16,107	3,531,424	205,402
0-14	0	0	4	36	0	0	6	0	613	30
15-19	4	21	23	1,020	2	5	110	0	46,380	13,799
20-24	104	305	75	4,290	63	223	890	22	208,649	44,307
25-29	1,703	3,656	81	12,338	1,036	4,088	5,210	200	370,543	50,564
30-34	4,497	15,381	35	22,492	6,078	27,936	16,965	623	339,458	27,297
35-39	4,016	19,347	26	33,777	12,771	71,715	31,201	905	270,263	15,601
40-44	4,764	12,079	79	42,217	14,139	102,236	37,955	837	243,945	12,341
45-49	14,420	6,335	461	52,094	12,032	114,174	40,187	763	254,003	11,781
50-54	30,352	3,954	2,144	60,121	10,911	109,631	47,268	1,785	268,552	9,775
55-59	33,236	1,624	6,340	52,008	12,817	72,281	51,706	2,873	234,355	6,162
60-64	28,871	542	12,851	45,622	19,235	35,724	56,369	3,436	229,235	3,669
65-69	19,015	163	17,352	45,772	22,408	18,956	50,797	2,483	254,715	2,476
70-74	8,433	52	16,472	50,208	19,061	14,393	39,913	1,061	312,813	2,509
75-79	3,479	9	10,302	42,072	11,003	10,778	23,526	436	279,046	2,349
80-84	2,179	2	4,134	21,815	4,651	5,570	9,883	280	150,023	1,527
85+	2,383	0	1,167	10,941	1,572	3,057	4,302	403	68,831	1,215

Note : a) Married couple without child(ren)
 b) Married couple with brother(s) or sister(s) or relative(s)
 c) Household head with brother(s) or sister(s)
 d) Household head with other relative(s)
 e) Married couple with own child(ren)
 f) Father with own child(ren)
 g) Mother with own child(ren)
 h) Married couple with parents
 i) Married couple with one parent
 j) Married couple with own child(ren) and brother(s) or sister(s)
 k) Grandparent(s) with own grandchild(ren)
 l) Married couple with own child(ren) and parents
 m) Married couple with own child(ren) and one parent

6. 가구의 연령 및 가구구성별 가구(계속)

Households by Household Head's Age and Household Composition(Cont'd)

단위 : %
Unit : %

[2011년]

연령 Age	계 Total	1세대 가구 One generation household					2세대 가구 Two generation household			
		부부 a)	부부+형제자매 (친인척) b)	가구주+ 형제자매 c)	가구주+기타 친인척 d)	기타 Others	부부+자녀 e)	부+자녀 f)	모+자녀 g)	부부+양친 h)
합계 Total	100.0	100.0	100.0	100.0	100.0	100.0	100.0	100.0	100.0	100.0
0-14	0.0	0.0	0.0	0.4	0.0	0.0	0.0	0.0	0.0	0.0
15-19	0.4	0.0	0.0	4.9	1.6	0.5	0.0	0.1	0.1	0.0
20-24	1.9	0.3	0.7	18.3	7.3	3.3	0.1	0.4	0.7	0.0
25-29	4.6	4.4	12.1	39.7	12.4	9.9	1.6	1.0	2.8	1.1
30-34	8.2	7.5	22.2	20.2	11.1	8.9	8.8	2.9	6.3	2.9
35-39	11.2	3.7	9.2	8.4	9.5	6.7	16.7	8.0	11.2	2.3
40-44	12.5	2.9	5.4	3.5	8.8	6.5	19.3	15.4	15.6	2.3
45-49	12.9	6.0	7.8	2.0	9.5	9.3	18.0	20.2	17.8	6.5
50-54	13.0	10.5	10.3	1.3	10.1	12.9	15.9	21.1	17.0	13.6
55-59	10.0	11.7	9.3	0.6	8.2	11.4	10.4	14.3	11.8	18.1
60-64	7.6	13.8	8.5	0.3	6.0	9.7	5.4	7.9	7.0	16.8
65-69	6.1	14.3	6.4	0.2	4.7	7.5	2.4	4.2	4.2	11.4
70-74	5.3	12.3	4.3	0.1	4.3	6.7	1.0	2.4	2.9	9.1
75-79	3.7	7.8	2.5	0.1	3.4	3.9	0.4	1.3	1.7	8.0
80-84	1.8	3.5	1.0	0.0	1.8	2.0	0.1	0.6	0.6	5.1
85+	0.8	1.3	0.4	0.0	1.2	0.9	0.0	0.3	0.2	2.9

연령 Age	2세대 가구 Two generation household				3세대 가구 Three generation household			4세대 이상 Four or more generation	1인 가구 One person household	비친족 가구 Non relative household
	부부+한부모 i)	부부+자녀+ 형제자매 j)	조부모+ 손자녀 k)	기타 Others	부부+자녀 +양친 l)	부부+자녀 +한부모 m)	기타 Others			
합계 Total	100.0	100.0	100.0	100.0	100.0	100.0	100.0	100.0	100.0	100.0
0-14	0.0	0.0	0.0	0.0	0.0	0.0	0.0	0.0	0.0	0.0
15-19	0.0	0.0	0.0	0.2	0.0	0.0	0.0	0.0	1.3	6.7
20-24	0.1	0.5	0.1	0.9	0.0	0.0	0.2	0.1	5.9	21.6
25-29	1.1	5.8	0.1	2.5	0.7	0.7	1.3	1.2	10.5	24.6
30-34	2.9	24.2	0.0	4.5	4.1	4.7	4.1	3.9	9.6	13.3
35-39	2.6	30.5	0.0	6.8	8.6	12.1	7.5	5.6	7.7	7.6
40-44	3.0	19.0	0.1	8.5	9.6	17.3	9.1	5.2	6.9	6.0
45-49	9.2	10.0	0.6	10.5	8.1	19.3	9.7	4.7	7.2	5.7
50-54	19.3	6.2	3.0	12.1	7.4	18.6	11.4	11.1	7.6	4.8
55-59	21.1	2.6	8.9	10.5	8.7	12.2	12.4	17.8	6.6	3.0
60-64	18.3	0.9	18.0	9.2	13.0	6.0	13.5	21.3	6.5	1.8
65-69	12.1	0.3	24.3	9.2	15.2	3.2	12.2	15.4	7.2	1.2
70-74	5.4	0.1	23.0	10.1	12.9	2.4	9.6	6.6	8.9	1.2
75-79	2.2	0.0	14.4	8.5	7.4	1.8	5.7	2.7	7.9	1.1
80-84	1.4	0.0	5.8	4.4	3.1	0.9	2.4	1.7	4.2	0.7
85+	1.5	0.0	1.6	2.2	1.1	0.5	1.0	2.5	1.9	0.6

Note : a) Married couple without child(ren) h) Married couple with parents
 b) Married couple with brother(s) or sister(s) or relative(s) i) Married couple with one parent
 c) Household head with brother(s) or sister(s) j) Married couple with own child(ren) and brother(s) or sister(s)
 d) Household head with other relative(s) k) Grandparent(s) with own grandchild(ren)
 e) Married couple with own child(ren) l) Married couple with own child(ren) and parents
 f) Father with own child(ren) m) Married couple with own child(ren) and one parent
 g) Mother with own child(ren)

6. 가구의 연령 및 가구구성별 가구(계속)

Households by Household Head's Age and Household Composition(Cont'd)

단위 : 가구

Unit : household

【2012년】

연령 Age	계 Total	1세대 가구 One generation household					2세대 가구 Two generation household			
		부부 a)	부부+형제자매 (친인척) b)	가구주+ 형제자매 c)	가구주+기타 친인척 d)	기타 Others	부부+자녀 e)	부+자녀 f)	모+자녀 g)	부부+양친 h)
합계 Total	17,596,139	2,743,107	35,893	189,118	37,368	53,131	7,195,253	334,770	1,202,822	28,521
0-14	1,434	0	0	707	16	7	0	10	35	0
15-19	73,836	79	11	9,342	603	244	221	252	1,345	0
20-24	324,250	8,040	224	35,076	2,740	1,656	5,023	1,180	8,796	5
25-29	757,616	109,326	3,975	72,672	4,355	4,872	102,968	3,111	31,619	277
30-34	1,444,060	202,592	8,002	39,573	4,176	4,733	634,532	9,561	75,770	801
35-39	1,872,285	95,492	3,175	15,770	3,417	3,419	1,153,364	25,534	128,706	626
40-44	2,212,713	79,253	1,943	6,937	3,331	3,456	1,399,723	51,399	189,008	642
45-49	2,214,699	157,603	2,765	3,823	3,485	4,834	1,266,886	65,816	208,523	1,772
50-54	2,300,424	289,052	3,778	2,589	3,840	6,964	1,156,319	70,934	206,284	3,873
55-59	1,853,466	336,271	3,576	1,323	3,252	6,399	791,987	50,483	149,209	5,346
60-64	1,350,252	379,533	3,124	643	2,303	5,242	395,397	26,732	85,979	4,768
65-69	1,080,495	390,008	2,316	336	1,744	3,992	175,151	14,042	51,224	3,200
70-74	945,855	340,496	1,566	168	1,624	3,607	73,155	7,955	35,921	2,558
75-79	676,968	216,697	907	110	1,292	2,098	28,471	4,577	20,595	2,296
80-84	341,660	102,100	365	35	722	1,127	9,555	2,169	7,438	1,496
85+	146,126	36,565	166	14	468	481	2,501	1,015	2,370	861

연령 Age	2세대 가구 Two generation household				3세대 가구 Three generation household			4세대 이상 generation	1인 가구 household	비친족 가구 household
	부부+한부모 i)	부부+자녀+ 형제자매 j)	조부모+ 손자녀 k)	기타 Others	부부+자녀 +양친 l)	부부+자녀 +한부모 m)	기타 Others			
합계 Total	162,317	61,875	73,965	505,299	148,596	593,019	422,497	16,181	3,589,004	203,403
0-14	0	0	4	35	0	0	6	0	585	29
15-19	4	21	24	1,009	2	5	108	0	46,714	13,852
20-24	98	300	79	4,317	63	215	887	21	210,604	44,926
25-29	1,585	3,263	76	11,510	974	3,762	4,844	185	350,447	47,795
30-34	4,532	15,135	37	22,358	6,140	27,919	17,008	619	343,126	27,446
35-39	3,874	18,362	26	32,181	12,267	68,334	29,877	859	261,970	15,032
40-44	4,847	12,064	81	42,507	14,308	102,669	38,339	842	248,875	12,489
45-49	14,264	6,184	458	51,207	11,824	111,482	39,466	737	251,990	11,580
50-54	31,148	4,020	2,215	61,302	11,124	111,328	48,071	1,784	275,847	9,952
55-59	35,493	1,732	6,799	55,386	13,585	76,863	54,629	2,954	251,647	6,532
60-64	29,682	560	13,195	46,702	19,467	36,572	57,409	3,456	235,814	3,674
65-69	19,527	168	17,555	46,122	22,351	19,103	51,393	2,521	257,356	2,386
70-74	8,715	54	16,977	51,613	19,084	14,590	40,968	1,085	323,259	2,460
75-79	3,626	10	10,722	43,772	10,948	11,039	24,330	434	292,691	2,353
80-84	2,341	2	4,460	23,502	4,820	5,890	10,572	275	163,191	1,600
85+	2,581	0	1,257	11,776	1,639	3,248	4,590	409	74,888	1,297

Note : a) Married couple without child(ren)
 b) Married couple with brother(s) or sister(s) or relative(s)
 c) Household head with brother(s) or sister(s)
 d) Household head with other relative(s)
 e) Married couple with own child(ren)
 f) Father with own child(ren)
 g) Mother with own child(ren)
 h) Married couple with parents
 i) Married couple with one parent
 j) Married couple with own child(ren) and brother(s) or sister(s)
 k) Grandparent(s) with own grandchild(ren)
 l) Married couple with own child(ren) and parents
 m) Married couple with own child(ren) and one parent

6. 가구주의 연령 및 가구구성별 가구(계속)

Households by Household Head's Age and Household Composition(Cont'd)

단위 : %
Unit : %

[2012년]

연령 Age	계 Total	1세대 가구 One generation household					2세대 가구 Two generation household			
		부부 a)	부부+형제자매 (친인척) b)	가구주+ 형제자매 c)	가구주+기타 친인척 d)	기타 Others	부부+자녀 e)	부+자녀 f)	모+자녀 g)	부부+양친 h)
합계 Total	100.0	100.0	100.0	100.0	100.0	100.0	100.0	100.0	100.0	100.0
0-14	0.0	0.0	0.0	0.4	0.0	0.0	0.0	0.0	0.0	0.0
15-19	0.4	0.0	0.0	4.9	1.6	0.5	0.0	0.1	0.1	0.0
20-24	1.8	0.3	0.6	18.5	7.3	3.1	0.1	0.4	0.7	0.0
25-29	4.3	4.0	11.1	38.4	11.7	9.2	1.4	0.9	2.6	1.0
30-34	8.2	7.4	22.3	20.9	11.2	8.9	8.8	2.9	6.3	2.8
35-39	10.6	3.5	8.8	8.3	9.1	6.4	16.0	7.6	10.7	2.2
40-44	12.6	2.9	5.4	3.7	8.9	6.5	19.5	15.4	15.7	2.3
45-49	12.6	5.7	7.7	2.0	9.3	9.1	17.6	19.7	17.3	6.2
50-54	13.1	10.5	10.5	1.4	10.3	13.1	16.1	21.2	17.2	13.6
55-59	10.5	12.3	10.0	0.7	8.7	12.0	11.0	15.1	12.4	18.7
60-64	7.7	13.8	8.7	0.3	6.2	9.9	5.5	8.0	7.1	16.7
65-69	6.1	14.2	6.5	0.2	4.7	7.5	2.4	4.2	4.3	11.2
70-74	5.4	12.4	4.4	0.1	4.3	6.8	1.0	2.4	3.0	9.0
75-79	3.8	7.9	2.5	0.1	3.5	3.9	0.4	1.4	1.7	8.1
80-84	1.9	3.7	1.0	0.0	1.9	2.1	0.1	0.6	0.6	5.2
85+	0.8	1.3	0.5	0.0	1.3	0.9	0.0	0.3	0.2	3.0

연령 Age	2세대 가구 Two generation household				3세대 가구 Three generation household			4세대 이상 Four or more generation	1인 가구 One person household	비친족 가구 Non relative household
	부부+한부모 i)	부부+자녀+ 형제자매 j)	조부모+ 손자녀 k)	기타 Others	부부+자녀 +양친 l)	부부+자녀 +한부모 m)	기타 Others			
합계 Total	100.0	100.0	100.0	100.0	100.0	100.0	100.0	100.0	100.0	100.0
0-14	0.0	0.0	0.0	0.0	0.0	0.0	0.0	0.0	0.0	0.0
15-19	0.0	0.0	0.0	0.2	0.0	0.0	0.0	0.0	1.3	6.8
20-24	0.1	0.5	0.1	0.9	0.0	0.0	0.2	0.1	5.9	22.1
25-29	1.0	5.3	0.1	2.3	0.7	0.6	1.1	1.1	9.8	23.5
30-34	2.8	24.5	0.1	4.4	4.1	4.7	4.0	3.8	9.6	13.5
35-39	2.4	29.7	0.0	6.4	8.3	11.5	7.1	5.3	7.3	7.4
40-44	3.0	19.5	0.1	8.4	9.6	17.3	9.1	5.2	6.9	6.1
45-49	8.8	10.0	0.6	10.1	8.0	18.8	9.3	4.6	7.0	5.7
50-54	19.2	6.5	3.0	12.1	7.5	18.8	11.4	11.0	7.7	4.9
55-59	21.9	2.8	9.2	11.0	9.1	13.0	12.9	18.3	7.0	3.2
60-64	18.3	0.9	17.8	9.2	13.1	6.2	13.6	21.4	6.6	1.8
65-69	12.0	0.3	23.7	9.1	15.0	3.2	12.2	15.6	7.2	1.2
70-74	5.4	0.1	23.0	10.2	12.8	2.5	9.7	6.7	9.0	1.2
75-79	2.2	0.0	14.5	8.7	7.4	1.9	5.8	2.7	8.2	1.2
80-84	1.4	0.0	6.0	4.7	3.2	1.0	2.5	1.7	4.5	0.8
85+	1.6	0.0	1.7	2.3	1.1	0.5	1.1	2.5	2.1	0.6

Note : a) Married couple without child(ren) h) Married couple with parents
 b) Married couple with brother(s) or sister(s) or relative(s) i) Married couple with one parent
 c) Household head with brother(s) or sister(s) j) Married couple with own child(ren) and brother(s) or sister(s)
 d) Household head with other relative(s) k) Grandparent(s) with own grandchild(ren)
 e) Married couple with own child(ren) l) Married couple with own child(ren) and parents
 f) Father with own child(ren) m) Married couple with own child(ren) and one parent
 g) Mother with own child(ren)

6. 가구주의 연령 및 가구구성별 가구(계속)

Households by Household Head's Age and Household Composition(Cont'd)

단위 : 가구

Unit : household

【2013년】

연령 Age	계 Total	1세대 가구 One generation household					2세대 가구 Two generation household			
		부부 a)	부부+형제자매 (친인척) b)	가구주+ 형제자매 c)	가구주+기타 친인척 d)	기타 Others	부부+자녀 e)	부+자녀 f)	모+자녀 g)	부부+양친 h)
합계 Total	17,803,198	2,812,341	36,085	186,208	37,873	54,105	7,234,542	340,455	1,215,788	29,296
0-14	1,387	0	0	684	16	7	0	10	34	0
15-19	73,152	69	10	9,142	593	229	220	251	1,326	0
20-24	331,157	7,854	210	35,518	2,812	1,648	4,965	1,220	9,020	5
25-29	716,925	102,604	3,678	69,634	4,169	4,645	95,029	2,954	29,946	259
30-34	1,439,809	201,129	7,952	39,364	4,185	4,738	634,592	9,625	75,989	801
35-39	1,812,418	93,101	3,109	15,552	3,346	3,351	1,115,176	24,717	124,741	610
40-44	2,230,562	80,279	1,960	7,049	3,391	3,507	1,410,118	52,074	191,071	650
45-49	2,196,914	156,663	2,755	3,843	3,493	4,828	1,256,404	65,458	206,822	1,753
50-54	2,322,073	293,378	3,840	2,639	3,920	7,110	1,165,492	71,757	207,697	3,917
55-59	1,975,566	359,625	3,839	1,422	3,498	6,886	843,658	53,871	158,701	5,685
60-64	1,392,456	391,102	3,235	674	2,389	5,445	409,877	27,674	88,707	4,896
65-69	1,118,569	404,596	2,402	351	1,803	4,143	182,854	14,597	53,067	3,293
70-74	962,412	346,973	1,587	169	1,647	3,674	73,893	8,067	36,611	2,566
75-79	702,753	224,970	938	115	1,335	2,167	29,313	4,739	21,428	2,348
80-84	368,943	110,356	390	37	775	1,212	10,265	2,340	8,057	1,591
85+	158,102	39,642	180	15	501	515	2,686	1,101	2,571	922

연령 Age	2세대 가구 Two generation household				3세대 가구 Three generation household			4세대 이상 Four or more generation	1인 가구 One person household	비친족 가구 Non relative household
	부부+한부모 i)	부부+자녀+ 형제자매 j)	조부모+ 손자녀 k)	기타 Others	부부+자녀 +양친 l)	부부+자녀 +한부모 m)	기타 Others			
합계 Total	167,160	60,289	76,456	513,649	149,437	594,507	428,747	16,250	3,648,184	201,826
0-14	0	0	3	33	0	0	5	0	567	28
15-19	4	21	24	986	2	5	106	0	46,447	13,717
20-24	96	301	80	4,413	64	214	902	21	215,707	46,107
25-29	1,481	2,923	73	10,808	917	3,469	4,529	173	334,057	45,577
30-34	4,512	14,776	36	22,006	6,168	27,777	16,915	606	341,547	27,091
35-39	3,755	17,537	26	30,787	11,825	65,257	28,702	820	255,425	14,581
40-44	4,906	11,953	81	42,562	14,381	102,499	38,480	840	252,210	12,551
45-49	14,152	6,076	453	50,600	11,689	109,451	38,967	715	251,348	11,444
50-54	31,560	4,037	2,259	61,736	11,200	111,656	48,280	1,761	279,827	10,007
55-59	37,792	1,840	7,280	58,807	14,368	81,403	57,589	3,027	269,377	6,898
60-64	30,595	583	13,523	47,890	19,689	37,648	58,571	3,481	242,782	3,695
65-69	20,403	176	18,112	47,375	22,752	19,600	53,002	2,608	265,094	2,341
70-74	8,846	55	17,256	52,426	18,855	14,606	41,487	1,089	330,218	2,387
75-79	3,759	9	11,102	45,307	10,838	11,254	25,041	428	305,315	2,347
80-84	2,509	2	4,795	25,254	4,982	6,220	11,278	267	176,941	1,672
85+	2,790	0	1,353	12,659	1,707	3,448	4,893	414	81,322	1,383

Note : a) Married couple without child(ren)
 b) Married couple with brother(s) or sister(s) or relative(s)
 c) Household head with brother(s) or sister(s)
 d) Household head with other relative(s)
 e) Married couple with own child(ren)
 f) Father with own child(ren)
 g) Mother with own child(ren)
 h) Married couple with parents
 i) Married couple with one parent
 j) Married couple with own child(ren) and brother(s) or sister(s)
 k) Grandparent(s) with own grandchild(ren)
 l) Married couple with own child(ren) and parents
 m) Married couple with own child(ren) and one parent

6. 가구의 연령 및 가구구성별 가구(계속)

Households by Household Head's Age and Household Composition(Cont'd)

단위 : %
Unit : %

[2013년]

연령 Age	계 Total	1세대 가구 One generation household					2세대 가구 Two generation household			
		부부 a)	부부+형제자매 (친인척) b)	가구주+ 형제자매 c)	가구주+기타 친인척 d)	기타 Others	부부+자녀 e)	부+자녀 f)	모+자녀 g)	부부+양친 h)
합계 Total	100.0	100.0	100.0	100.0	100.0	100.0	100.0	100.0	100.0	100.0
0-14	0.0	0.0	0.0	0.4	0.0	0.0	0.0	0.0	0.0	0.0
15-19	0.4	0.0	0.0	4.9	1.6	0.4	0.0	0.1	0.1	0.0
20-24	1.9	0.3	0.6	19.1	7.4	3.0	0.1	0.4	0.7	0.0
25-29	4.0	3.6	10.2	37.4	11.0	8.6	1.3	0.9	2.5	0.9
30-34	8.1	7.2	22.0	21.1	11.1	8.8	8.8	2.8	6.3	2.7
35-39	10.2	3.3	8.6	8.4	8.8	6.2	15.4	7.3	10.3	2.1
40-44	12.5	2.9	5.4	3.8	9.0	6.5	19.5	15.3	15.7	2.2
45-49	12.3	5.6	7.6	2.1	9.2	8.9	17.4	19.2	17.0	6.0
50-54	13.0	10.4	10.6	1.4	10.4	13.1	16.1	21.1	17.1	13.4
55-59	11.1	12.8	10.6	0.8	9.2	12.7	11.7	15.8	13.1	19.4
60-64	7.8	13.9	9.0	0.4	6.3	10.1	5.7	8.1	7.3	16.7
65-69	6.3	14.4	6.7	0.2	4.8	7.7	2.5	4.3	4.4	11.2
70-74	5.4	12.3	4.4	0.1	4.3	6.8	1.0	2.4	3.0	8.8
75-79	3.9	8.0	2.6	0.1	3.5	4.0	0.4	1.4	1.8	8.0
80-84	2.1	3.9	1.1	0.0	2.0	2.2	0.1	0.7	0.7	5.4
85+	0.9	1.4	0.5	0.0	1.3	1.0	0.0	0.3	0.2	3.1

연령 Age	2세대 가구 Two generation household				3세대 가구 Three generation household			4세대 이상 Four or more generation	1인 가구 One person household	비친족 가구 Non relative household
	부부+한부모 i)	부부+자녀+ 형제자매 j)	조부모+ 손자녀 k)	기타 Others	부부+자녀 +양친 l)	부부+자녀 +한부모 m)	기타 Others			
합계 Total	100.0	100.0	100.0	100.0	100.0	100.0	100.0	100.0	100.0	100.0
0-14	0.0	0.0	0.0	0.0	0.0	0.0	0.0	0.0	0.0	0.0
15-19	0.0	0.0	0.0	0.2	0.0	0.0	0.0	0.0	1.3	6.8
20-24	0.1	0.5	0.1	0.9	0.0	0.0	0.2	0.1	5.9	22.8
25-29	0.9	4.8	0.1	2.1	0.6	0.6	1.1	1.1	9.2	22.6
30-34	2.7	24.5	0.0	4.3	4.1	4.7	3.9	3.7	9.4	13.4
35-39	2.2	29.1	0.0	6.0	7.9	11.0	6.7	5.0	7.0	7.2
40-44	2.9	19.8	0.1	8.3	9.6	17.2	9.0	5.2	6.9	6.2
45-49	8.5	10.1	0.6	9.9	7.8	18.4	9.1	4.4	6.9	5.7
50-54	18.9	6.7	3.0	12.0	7.5	18.8	11.3	10.8	7.7	5.0
55-59	22.6	3.1	9.5	11.4	9.6	13.7	13.4	18.6	7.4	3.4
60-64	18.3	1.0	17.7	9.3	13.2	6.3	13.7	21.4	6.7	1.8
65-69	12.2	0.3	23.7	9.2	15.2	3.3	12.4	16.0	7.3	1.2
70-74	5.3	0.1	22.6	10.2	12.6	2.5	9.7	6.7	9.1	1.2
75-79	2.2	0.0	14.5	8.8	7.3	1.9	5.8	2.6	8.4	1.2
80-84	1.5	0.0	6.3	4.9	3.3	1.0	2.6	1.6	4.9	0.8
85+	1.7	0.0	1.8	2.5	1.1	0.6	1.1	2.5	2.2	0.7

Note : a) Married couple without child(ren)
 b) Married couple with brother(s) or sister(s) or relative(s)
 c) Household head with brother(s) or sister(s)
 d) Household head with other relative(s)
 e) Married couple with own child(ren)
 f) Father with own child(ren)
 g) Mother with own child(ren)
 h) Married couple with parents
 i) Married couple with one parent
 j) Married couple with own child(ren) and brother(s) or sister(s)
 k) Grandparent(s) with own grandchild(ren)
 l) Married couple with own child(ren) and parents
 m) Married couple with own child(ren) and one parent

6. 가구의 연령 및 가구구성별 가구(계속)

Households by Household Head's Age and Household Composition(Cont'd)

단위 : 가구

Unit : household

[2014년]

연령 Age	계 Total	1세대 가구 One generation household					2세대 가구 Two generation household			
		부부 a)	부부+형제자매 (친인척) b)	가구주+ 형제자매 c)	가구주+기타 친인척 d)	기타 Others	부부+자녀 e)	부+자녀 f)	모+자녀 g)	부부+양친 h)
합계 Total	18,001,541	2,882,025	36,224	183,923	38,372	55,062	7,263,985	345,708	1,227,514	30,069
0-14	1,350	0	0	666	16	6	0	10	33	0
15-19	71,772	60	9	8,866	579	214	215	247	1,298	0
20-24	339,730	7,755	200	36,167	2,899	1,654	4,958	1,269	9,312	5
25-29	690,602	97,998	3,463	67,840	4,061	4,502	89,314	2,858	28,865	249
30-34	1,407,738	195,322	7,725	38,248	4,102	4,636	623,342	9,517	74,783	782
35-39	1,777,146	92,249	3,097	15,577	3,320	3,331	1,091,675	24,165	122,314	605
40-44	2,221,573	80,383	1,953	7,061	3,406	3,515	1,403,382	52,160	190,885	650
45-49	2,201,731	157,221	2,771	3,901	3,531	4,867	1,258,988	65,763	207,249	1,750
50-54	2,315,040	293,984	3,852	2,655	3,949	7,161	1,160,380	71,695	206,574	3,908
55-59	2,091,036	382,004	4,088	1,514	3,732	7,353	892,289	57,077	167,592	6,003
60-64	1,456,895	408,726	3,401	715	2,514	5,731	431,203	29,075	92,895	5,102
65-69	1,169,194	424,318	2,511	372	1,881	4,334	191,108	15,234	55,340	3,412
70-74	963,653	347,742	1,580	167	1,645	3,685	73,200	8,042	36,690	2,538
75-79	726,444	232,590	964	118	1,373	2,230	30,075	4,888	22,209	2,391
80-84	396,473	118,674	415	40	828	1,292	10,969	2,514	8,685	1,687
85+	171,164	42,999	195	16	536	551	2,887	1,194	2,790	987

연령 Age	2세대 가구 Two generation household				3세대 가구 Three generation household			4세대 이상 Four or more generation	1인 가구 One person household	비친족 가구 Non relative household
	부부+한부모 i)	부부+자녀+ 형제자매 j)	조부모+ 손자녀 k)	기타 Others	부부+자녀 +양친 l)	부부+자녀 +한부모 m)	기타 Others			
합계 Total	171,978	58,699	79,078	521,921	150,308	595,179	434,996	16,336	3,709,503	200,661
0-14	0	0	3	32	0	0	5	0	552	27
15-19	4	21	24	954	2	5	103	0	45,727	13,444
20-24	96	305	83	4,535	66	214	924	22	221,835	47,431
25-29	1,408	2,667	72	10,332	879	3,255	4,308	164	324,117	44,250
30-34	4,399	14,164	36	21,252	6,087	27,165	16,516	587	332,909	26,166
35-39	3,692	17,001	25	29,835	11,540	63,033	27,920	794	252,613	14,360
40-44	4,914	11,692	82	42,129	14,278	101,126	38,157	828	252,510	12,462
45-49	14,170	6,036	455	50,513	11,677	108,561	38,865	702	253,285	11,426
50-54	31,568	4,006	2,273	61,409	11,137	110,617	47,870	1,715	280,347	9,940
55-59	39,962	1,941	7,747	62,023	15,095	85,587	60,323	3,083	286,389	7,234
60-64	31,993	617	14,053	49,819	20,195	39,335	60,644	3,559	253,543	3,775
65-69	21,383	183	18,944	49,292	23,439	20,235	55,162	2,710	277,025	2,311
70-74	8,804	55	17,251	52,457	18,318	14,406	41,323	1,072	332,390	2,288
75-79	3,883	9	11,449	46,700	10,690	11,433	25,676	422	317,013	2,331
80-84	2,683	2	5,125	27,018	5,125	6,542	11,977	258	190,899	1,740
85+	3,019	0	1,456	13,621	1,780	3,665	5,223	420	88,349	1,476

Note : a) Married couple without child(ren)
 b) Married couple with brother(s) or sister(s) or relative(s)
 c) Household head with brother(s) or sister(s)
 d) Household head with other relative(s)
 e) Married couple with own child(ren)
 f) Father with own child(ren)
 g) Mother with own child(ren)
 h) Married couple with parents
 i) Married couple with one parent
 j) Married couple with own child(ren) and brother(s) or sister(s)
 k) Grandparent(s) with own grandchild(ren)
 l) Married couple with own child(ren) and parents
 m) Married couple with own child(ren) and one parent

6. 가구의 연령 및 가구구성별 가구(계속)

Households by Household Head's Age and Household Composition(Cont'd)

단위 : %
Unit : %

[2014년]

연령 Age	계 Total	1세대 가구 One generation household					2세대 가구 Two generation household			
		부부 a)	부부+형제자매 (친인척) b)	가구주+ 형제자매 c)	가구주+기타 친인척 d)	기타 Others	부부+자녀 e)	부+자녀 f)	모+자녀 g)	부부+양친 h)
합계 Total	100.0	100.0	100.0	100.0	100.0	100.0	100.0	100.0	100.0	100.0
0-14	0.0	0.0	0.0	0.4	0.0	0.0	0.0	0.0	0.0	0.0
15-19	0.4	0.0	0.0	4.8	1.5	0.4	0.0	0.1	0.1	0.0
20-24	1.9	0.3	0.6	19.7	7.6	3.0	0.1	0.4	0.8	0.0
25-29	3.8	3.4	9.6	36.9	10.6	8.2	1.2	0.8	2.4	0.8
30-34	7.8	6.8	21.3	20.8	10.7	8.4	8.6	2.8	6.1	2.6
35-39	9.9	3.2	8.5	8.5	8.7	6.0	15.0	7.0	10.0	2.0
40-44	12.3	2.8	5.4	3.8	8.9	6.4	19.3	15.1	15.6	2.2
45-49	12.2	5.5	7.6	2.1	9.2	8.8	17.3	19.0	16.9	5.8
50-54	12.9	10.2	10.6	1.4	10.3	13.0	16.0	20.7	16.8	13.0
55-59	11.6	13.3	11.3	0.8	9.7	13.4	12.3	16.5	13.7	20.0
60-64	8.1	14.2	9.4	0.4	6.6	10.4	5.9	8.4	7.6	17.0
65-69	6.5	14.7	6.9	0.2	4.9	7.9	2.6	4.4	4.5	11.3
70-74	5.4	12.1	4.4	0.1	4.3	6.7	1.0	2.3	3.0	8.4
75-79	4.0	8.1	2.7	0.1	3.6	4.0	0.4	1.4	1.8	8.0
80-84	2.2	4.1	1.1	0.0	2.2	2.3	0.2	0.7	0.7	5.6
85+	1.0	1.5	0.5	0.0	1.4	1.0	0.0	0.3	0.2	3.3

연령 Age	2세대 가구 Two generation household				3세대 가구 Three generation household			4세대 이상 Four or more generation	1인 가구 One person household	비친족 가구 Non relative household
	부부+한부모 i)	부부+자녀+ 형제자매 j)	조부모+ 손자녀 k)	기타 Others	부부+자녀 +양친 l)	부부+자녀 +한부모 m)	기타 Others			
합계 Total	100.0	100.0	100.0	100.0	100.0	100.0	100.0	100.0	100.0	100.0
0-14	0.0	0.0	0.0	0.0	0.0	0.0	0.0	0.0	0.0	0.0
15-19	0.0	0.0	0.0	0.2	0.0	0.0	0.0	0.0	1.2	6.7
20-24	0.1	0.5	0.1	0.9	0.0	0.0	0.2	0.1	6.0	23.6
25-29	0.8	4.5	0.1	2.0	0.6	0.5	1.0	1.0	8.7	22.1
30-34	2.6	24.1	0.0	4.1	4.0	4.6	3.8	3.6	9.0	13.0
35-39	2.1	29.0	0.0	5.7	7.7	10.6	6.4	4.9	6.8	7.2
40-44	2.9	19.9	0.1	8.1	9.5	17.0	8.8	5.1	6.8	6.2
45-49	8.2	10.3	0.6	9.7	7.8	18.2	8.9	4.3	6.8	5.7
50-54	18.4	6.8	2.9	11.8	7.4	18.6	11.0	10.5	7.6	5.0
55-59	23.2	3.3	9.8	11.9	10.0	14.4	13.9	18.9	7.7	3.6
60-64	18.6	1.1	17.8	9.5	13.4	6.6	13.9	21.8	6.8	1.9
65-69	12.4	0.3	24.0	9.4	15.6	3.4	12.7	16.6	7.5	1.2
70-74	5.1	0.1	21.8	10.1	12.2	2.4	9.5	6.6	9.0	1.1
75-79	2.3	0.0	14.5	8.9	7.1	1.9	5.9	2.6	8.5	1.2
80-84	1.6	0.0	6.5	5.2	3.4	1.1	2.8	1.6	5.1	0.9
85+	1.8	0.0	1.8	2.6	1.2	0.6	1.2	2.6	2.4	0.7

Note : a) Married couple without child(ren)
 b) Married couple with brother(s) or sister(s) or relative(s)
 c) Household head with brother(s) or sister(s)
 d) Household head with other relative(s)
 e) Married couple with own child(ren)
 f) Father with own child(ren)
 g) Mother with own child(ren)
 h) Married couple with parents
 i) Married couple with one parent
 j) Married couple with own child(ren) and brother(s) or sister(s)
 k) Grandparent(s) with own grandchild(ren)
 l) Married couple with own child(ren) and parents
 m) Married couple with own child(ren) and one parent

6. 가구의 연령 및 가구구성별 가구(계속)

Households by Household Head's Age and Household Composition(Cont'd)

단위 : 가구

Unit : household

[2015년]

연령 Age	계 Total	1세대 가구 One generation household					2세대 가구 Two generation household			
		부부 a)	부부+형제자매 (친인척) b)	가구주+ 형제자매 c)	가구주+기타 친인척 d)	기타 Others	부부+자녀 e)	부+자녀 f)	모+자녀 g)	부부+양친 h)
합계 Total	18,191,663	2,953,367	36,350	182,379	38,866	56,046	7,282,487	350,492	1,237,981	30,834
0-14	1,257	0	0	621	15	6	0	9	31	0
15-19	69,893	53	9	8,560	561	199	211	242	1,258	0
20-24	347,693	7,692	191	36,776	2,979	1,662	4,973	1,316	9,607	5
25-29	678,731	95,493	3,327	67,321	4,030	4,449	85,837	2,821	28,386	243
30-34	1,347,891	186,169	7,368	36,545	3,942	4,450	598,345	9,200	72,024	750
35-39	1,773,263	92,974	3,133	15,857	3,346	3,367	1,087,525	24,036	122,039	609
40-44	2,180,849	79,345	1,920	6,966	3,371	3,472	1,376,557	51,496	187,957	643
45-49	2,227,061	159,334	2,812	3,990	3,604	4,950	1,273,157	66,690	209,609	1,765
50-54	2,290,164	292,139	3,834	2,650	3,944	7,151	1,146,540	71,079	203,909	3,866
55-59	2,182,372	399,837	4,288	1,588	3,923	7,737	930,879	59,651	174,557	6,247
60-64	1,558,528	437,170	3,655	775	2,704	6,164	463,119	31,202	99,383	5,432
65-69	1,216,326	443,175	2,608	387	1,952	4,506	197,501	15,756	57,329	3,510
70-74	961,199	347,109	1,569	164	1,633	3,686	72,363	7,994	36,643	2,501
75-79	746,847	239,175	986	119	1,406	2,283	30,703	5,013	22,898	2,423
80-84	424,391	127,093	439	43	882	1,375	11,675	2,693	9,325	1,783
85+	185,198	46,609	211	17	574	589	3,102	1,294	3,026	1,057

연령 Age	2세대 가구 Two generation household				3세대 가구 Three generation household			4세대 이상 Four or more generation	1인 가구 One person household	비친족 가구 Non relative household
	부부+한부모 i)	부부+자녀+ 형제자매 j)	조부모+ 손자녀 k)	기타 Others	부부+자녀 +양친 l)	부부+자녀 +한부모 m)	기타 Others			
합계 Total	176,747	57,086	81,846	530,148	151,182	594,981	441,240	16,413	3,773,408	199,810
0-14	0	0	3	30	0	0	5	0	512	25
15-19	4	21	23	918	2	5	98	0	44,666	13,063
20-24	95	311	85	4,648	68	213	947	22	227,510	48,593
25-29	1,367	2,487	72	10,079	862	3,128	4,187	159	320,685	43,798
30-34	4,201	13,275	33	20,109	5,868	25,948	15,769	553	318,486	24,856
35-39	3,695	16,778	25	29,430	11,464	61,962	27,642	783	254,210	14,388
40-44	4,851	11,279	82	41,119	13,972	98,343	37,296	804	249,181	12,195
45-49	14,326	6,054	459	50,905	11,772	108,683	39,128	694	257,611	11,518
50-54	31,308	3,946	2,265	60,602	10,985	108,748	47,074	1,654	278,666	9,804
55-59	41,654	2,019	8,114	64,498	15,618	88,767	62,285	3,092	300,131	7,487
60-64	34,206	663	14,964	53,022	21,214	41,968	64,258	3,721	270,958	3,950
65-69	22,183	189	19,778	51,187	24,051	20,742	57,101	2,793	289,311	2,267
70-74	8,748	53	17,177	52,272	17,717	14,166	41,005	1,054	333,162	2,183
75-79	3,988	9	11,742	47,876	10,490	11,555	26,195	413	327,271	2,302
80-84	2,857	2	5,458	28,801	5,244	6,858	12,677	247	205,134	1,805
85+	3,264	0	1,566	14,652	1,855	3,895	5,573	424	95,914	1,576

Note : a) Married couple without child(ren)
 b) Married couple with brother(s) or sister(s) or relative(s)
 c) Household head with brother(s) or sister(s)
 d) Household head with other relative(s)
 e) Married couple with own child(ren)
 f) Father with own child(ren)
 g) Mother with own child(ren)
 h) Married couple with parents
 i) Married couple with one parent
 j) Married couple with own child(ren) and brother(s) or sister(s)
 k) Grandparent(s) with own grandchild(ren)
 l) Married couple with own child(ren) and parents
 m) Married couple with own child(ren) and one parent

6. 가구주의 연령 및 가구구성별 가구(계속)

Households by Household Head's Age and Household Composition(Cont'd)

단위 : %
Unit : %

【2015년】

연령 Age	계 Total	1세대 가구 One generation household					2세대 가구 Two generation household			
		부부 a)	부부+형제자매 (친인척) b)	가구주+ 형제자매 c)	가구주+기타 친인척 d)	기타 Others	부부+자녀 e)	부+자녀 f)	모+자녀 g)	부부+양친 h)
합계 Total	100.0	100.0	100.0	100.0	100.0	100.0	100.0	100.0	100.0	100.0
0-14	0.0	0.0	0.0	0.3	0.0	0.0	0.0	0.0	0.0	0.0
15-19	0.4	0.0	0.0	4.7	1.4	0.4	0.0	0.1	0.1	0.0
20-24	1.9	0.3	0.5	20.2	7.7	3.0	0.1	0.4	0.8	0.0
25-29	3.7	3.2	9.2	36.9	10.4	7.9	1.2	0.8	2.3	0.8
30-34	7.4	6.3	20.3	20.0	10.1	7.9	8.2	2.6	5.8	2.4
35-39	9.7	3.1	8.6	8.7	8.6	6.0	14.9	6.9	9.9	2.0
40-44	12.0	2.7	5.3	3.8	8.7	6.2	18.9	14.7	15.2	2.1
45-49	12.2	5.4	7.7	2.2	9.3	8.8	17.5	19.0	16.9	5.7
50-54	12.6	9.9	10.5	1.5	10.1	12.8	15.7	20.3	16.5	12.5
55-59	12.0	13.5	11.8	0.9	10.1	13.8	12.8	17.0	14.1	20.3
60-64	8.6	14.8	10.1	0.4	7.0	11.0	6.4	8.9	8.0	17.6
65-69	6.7	15.0	7.2	0.2	5.0	8.0	2.7	4.5	4.6	11.4
70-74	5.3	11.8	4.3	0.1	4.2	6.6	1.0	2.3	3.0	8.1
75-79	4.1	8.1	2.7	0.1	3.6	4.1	0.4	1.4	1.8	7.9
80-84	2.3	4.3	1.2	0.0	2.3	2.5	0.2	0.8	0.8	5.8
85+	1.0	1.6	0.6	0.0	1.5	1.1	0.0	0.4	0.2	3.4

연령 Age	2세대 가구 Two generation household				3세대 가구 Three generation household			4세대 이상 Four or more generation	1인 가구 One person household	비친족 가구 Non relative household
	부부+한부모 i)	부부+자녀+ 형제자매 j)	조부모+ 손자녀 k)	기타 Others	부부+자녀 +양친 l)	부부+자녀 +한부모 m)	기타 Others			
합계 Total	100.0	100.0	100.0	100.0	100.0	100.0	100.0	100.0	100.0	100.0
0-14	0.0	0.0	0.0	0.0	0.0	0.0	0.0	0.0	0.0	0.0
15-19	0.0	0.0	0.0	0.2	0.0	0.0	0.0	0.0	1.2	6.5
20-24	0.1	0.5	0.1	0.9	0.0	0.0	0.2	0.1	6.0	24.3
25-29	0.8	4.4	0.1	1.9	0.6	0.5	0.9	1.0	8.5	21.9
30-34	2.4	23.3	0.0	3.8	3.9	4.4	3.6	3.4	8.4	12.4
35-39	2.1	29.4	0.0	5.6	7.6	10.4	6.3	4.8	6.7	7.2
40-44	2.7	19.8	0.1	7.8	9.2	16.5	8.5	4.9	6.6	6.1
45-49	8.1	10.6	0.6	9.6	7.8	18.3	8.9	4.2	6.8	5.8
50-54	17.7	6.9	2.8	11.4	7.3	18.3	10.7	10.1	7.4	4.9
55-59	23.6	3.5	9.9	12.2	10.3	14.9	14.1	18.8	8.0	3.7
60-64	19.4	1.2	18.3	10.0	14.0	7.1	14.6	22.7	7.2	2.0
65-69	12.6	0.3	24.2	9.7	15.9	3.5	12.9	17.0	7.7	1.1
70-74	4.9	0.1	21.0	9.9	11.7	2.4	9.3	6.4	8.8	1.1
75-79	2.3	0.0	14.3	9.0	6.9	1.9	5.9	2.5	8.7	1.2
80-84	1.6	0.0	6.7	5.4	3.5	1.2	2.9	1.5	5.4	0.9
85+	1.8	0.0	1.9	2.8	1.2	0.7	1.3	2.6	2.5	0.8

Note : a) Married couple without child(ren) h) Married couple with parents
 b) Married couple with brother(s) or sister(s) or relative(s) i) Married couple with one parent
 c) Household head with brother(s) or sister(s) j) Married couple with own child(ren) and brother(s) or sister(s)
 d) Household head with other relative(s) k) Grandparent(s) with own grandchild(ren)
 e) Married couple with own child(ren) l) Married couple with own child(ren) and parents
 f) Father with own child(ren) m) Married couple with own child(ren) and one parent
 g) Mother with own child(ren)

6. 가구의 연령 및 가구구성별 가구(계속)

Households by Household Head's Age and Household Composition(Cont'd)

단위 : 가구

Unit : household

【2016년】

연령 Age	계 Total	1세대 가구 One generation household					2세대 가구 Two generation household			
		부부 a)	부부+형제자매 (친인척) b)	가구주+ 형제자매 c)	가구주+기타 친인척 d)	기타 Others	부부+자녀 e)	부+자녀 f)	모+자녀 g)	부부+양친 h)
합계 Total	18,373,604	3,027,465	36,492	181,562	39,346	57,046	7,289,563	354,780	1,247,155	31,571
0-14	1,152	0	0	570	14	5	0	8	29	0
15-19	67,572	45	8	8,230	539	184	203	236	1,215	0
20-24	352,066	7,561	180	37,013	3,028	1,653	4,938	1,351	9,802	5
25-29	674,038	93,561	3,215	67,738	4,050	4,449	82,541	2,809	28,170	239
30-34	1,277,068	176,870	7,008	34,987	3,770	4,251	564,904	8,754	68,494	712
35-39	1,791,797	94,449	3,189	16,250	3,415	3,436	1,097,773	24,281	123,465	617
40-44	2,115,328	77,367	1,864	6,798	3,296	3,385	1,334,188	50,193	182,803	627
45-49	2,262,690	162,458	2,868	4,093	3,690	5,059	1,292,815	67,948	212,944	1,790
50-54	2,259,678	289,312	3,802	2,639	3,925	7,114	1,130,210	70,291	200,812	3,809
55-59	2,253,380	414,153	4,449	1,649	4,077	8,055	960,564	61,661	179,849	6,432
60-64	1,678,144	471,733	3,951	842	2,924	6,673	499,091	33,628	106,835	5,818
65-69	1,254,150	458,509	2,686	400	2,007	4,643	202,546	16,162	58,908	3,582
70-74	964,748	348,991	1,569	165	1,624	3,711	72,645	8,027	36,902	2,475
75-79	769,960	246,701	1,012	124	1,440	2,345	31,476	5,158	23,696	2,461
80-84	450,790	135,070	462	46	930	1,450	12,325	2,865	9,938	1,869
85+	201,043	50,685	229	18	617	633	3,344	1,408	3,293	1,135

연령 Age	2세대 가구 Two generation household				3세대 가구 Three generation household			4세대 이상 Four or more generation	1인 가구 One person household	비친족 가구 Non relative household
	부부+한부모 i)	부부+자녀+ 형제자매 j)	조부모+ 손자녀 k)	기타 Others	부부+자녀 +양친 l)	부부+자녀 +한부모 m)	기타 Others			
합계 Total	181,479	55,459	84,786	538,345	152,051	593,852	447,489	16,493	3,839,619	199,051
0-14	0	0	3	27	0	0	5	0	468	23
15-19	4	21	22	877	2	5	95	0	43,309	12,577
20-24	93	312	87	4,714	70	213	962	23	230,833	49,228
25-29	1,332	2,332	71	9,937	848	3,004	4,096	154	321,478	44,014
30-34	3,975	12,258	32	18,827	5,561	24,327	14,839	516	303,359	23,624
35-39	3,736	16,742	27	29,422	11,541	61,787	27,741	778	258,589	14,559
40-44	4,727	10,769	80	39,655	13,509	94,460	36,015	773	243,026	11,793
45-49	14,579	6,091	469	51,557	11,915	109,292	39,572	691	263,202	11,657
50-54	30,933	3,884	2,244	59,639	10,802	106,642	46,141	1,588	276,242	9,649
55-59	42,972	2,077	8,413	66,367	15,992	91,067	63,664	3,071	311,202	7,666
60-64	36,815	715	16,109	56,860	22,510	44,928	68,660	3,924	291,978	4,150
65-69	22,816	194	20,452	52,678	24,429	21,097	58,580	2,851	299,406	2,204
70-74	8,829	53	17,238	52,286	17,274	14,015	41,005	1,053	334,806	2,080
75-79	4,108	9	12,080	49,211	10,332	11,719	26,823	409	338,575	2,281
80-84	3,019	2	5,768	30,472	5,325	7,140	13,321	233	218,697	1,858
85+	3,541	0	1,691	15,816	1,941	4,156	5,970	429	104,449	1,688

Note :

a) Married couple without child(ren) b) Married couple with brother(s) or sister(s) or relative(s) c) Household head with brother(s) or sister(s) d) Household head with other relative(s) e) Married couple with own child(ren) f) Father with own child(ren) g) Mother with own child(ren)	h) Married couple with parents i) Married couple with one parent j) Married couple with own child(ren) and brother(s) or sister(s) k) Grandparent(s) with own grandchild(ren) l) Married couple with own child(ren) and parents m) Married couple with own child(ren) and one parent
--	---

6. 가구의 연령 및 가구구성별 가구(계속)

Households by Household Head's Age and Household Composition(Cont'd)

단위 : %
Unit : %

【2016년】

연령 Age	계 Total	1세대 가구 One generation household					2세대 가구 Two generation household			
		부부 a)	부부+형제자매 (친인척) b)	가구주+ 형제자매 c)	가구주+기타 친인척 d)	기타 Others	부부+자녀 e)	부+자녀 f)	모+자녀 g)	부부+양친 h)
합계 Total	100.0	100.0	100.0	100.0	100.0	100.0	100.0	100.0	100.0	100.0
0-14	0.0	0.0	0.0	0.3	0.0	0.0	0.0	0.0	0.0	0.0
15-19	0.4	0.0	0.0	4.5	1.4	0.3	0.0	0.1	0.1	0.0
20-24	1.9	0.2	0.5	20.4	7.7	2.9	0.1	0.4	0.8	0.0
25-29	3.7	3.1	8.8	37.3	10.3	7.8	1.1	0.8	2.3	0.8
30-34	7.0	5.8	19.2	19.3	9.6	7.5	7.7	2.5	5.5	2.3
35-39	9.8	3.1	8.7	9.0	8.7	6.0	15.1	6.8	9.9	2.0
40-44	11.5	2.6	5.1	3.7	8.4	5.9	18.3	14.1	14.7	2.0
45-49	12.3	5.4	7.9	2.3	9.4	8.9	17.7	19.2	17.1	5.7
50-54	12.3	9.6	10.4	1.5	10.0	12.5	15.5	19.8	16.1	12.1
55-59	12.3	13.7	12.2	0.9	10.4	14.1	13.2	17.4	14.4	20.4
60-64	9.1	15.6	10.8	0.5	7.4	11.7	6.8	9.5	8.6	18.4
65-69	6.8	15.1	7.4	0.2	5.1	8.1	2.8	4.6	4.7	11.3
70-74	5.3	11.5	4.3	0.1	4.1	6.5	1.0	2.3	3.0	7.8
75-79	4.2	8.1	2.8	0.1	3.7	4.1	0.4	1.5	1.9	7.8
80-84	2.5	4.5	1.3	0.0	2.4	2.5	0.2	0.8	0.8	5.9
85+	1.1	1.7	0.6	0.0	1.6	1.1	0.0	0.4	0.3	3.6

연령 Age	2세대 가구 Two generation household				3세대 가구 Three generation household			4세대 이상 Four or more generation	1인 가구 One person household	비친족 가구 Non relative household
	부부+한부모 i)	부부+자녀+ 형제자매 j)	조부모+ 손자녀 k)	기타 Others	부부+자녀 +양친 l)	부부+자녀 +한부모 m)	기타 Others			
합계 Total	100.0	100.0	100.0	100.0	100.0	100.0	100.0	100.0	100.0	100.0
0-14	0.0	0.0	0.0	0.0	0.0	0.0	0.0	0.0	0.0	0.0
15-19	0.0	0.0	0.0	0.2	0.0	0.0	0.0	0.0	1.1	6.3
20-24	0.1	0.6	0.1	0.9	0.0	0.0	0.2	0.1	6.0	24.7
25-29	0.7	4.2	0.1	1.8	0.6	0.5	0.9	0.9	8.4	22.1
30-34	2.2	22.1	0.0	3.5	3.7	4.1	3.3	3.1	7.9	11.9
35-39	2.1	30.2	0.0	5.5	7.6	10.4	6.2	4.7	6.7	7.3
40-44	2.6	19.4	0.1	7.4	8.9	15.9	8.0	4.7	6.3	5.9
45-49	8.0	11.0	0.6	9.6	7.8	18.4	8.8	4.2	6.9	5.9
50-54	17.0	7.0	2.6	11.1	7.1	18.0	10.3	9.6	7.2	4.8
55-59	23.7	3.7	9.9	12.3	10.5	15.3	14.2	18.6	8.1	3.9
60-64	20.3	1.3	19.0	10.6	14.8	7.6	15.3	23.8	7.6	2.1
65-69	12.6	0.3	24.1	9.8	16.1	3.6	13.1	17.3	7.8	1.1
70-74	4.9	0.1	20.3	9.7	11.4	2.4	9.2	6.4	8.7	1.0
75-79	2.3	0.0	14.2	9.1	6.8	2.0	6.0	2.5	8.8	1.1
80-84	1.7	0.0	6.8	5.7	3.5	1.2	3.0	1.4	5.7	0.9
85+	2.0	0.0	2.0	2.9	1.3	0.7	1.3	2.6	2.7	0.8

Note : a) Married couple without child(ren) h) Married couple with parents
 b) Married couple with brother(s) or sister(s) or relative(s) i) Married couple with one parent
 c) Household head with brother(s) or sister(s) j) Married couple with own child(ren) and brother(s) or sister(s)
 d) Household head with other relative(s) k) Grandparent(s) with own grandchild(ren)
 e) Married couple with own child(ren) l) Married couple with own child(ren) and parents
 f) Father with own child(ren) m) Married couple with own child(ren) and one parent
 g) Mother with own child(ren)

6. 가구의 연령 및 가구구성별 가구(계속)

Households by Household Head's Age and Household Composition(Cont'd)

단위 : 가구

Unit : household

[2017년]

연령 Age	계 Total	1세대 가구 One generation household					2세대 가구 Two generation household			
		부부 a)	부부+형제자매 (친인척) b)	가구주+ 형제자매 c)	가구주+기타 친인척 d)	기타 Others	부부+자녀 e)	부+자녀 f)	모+자녀 g)	부부+양친 h)
합계 Total	18,546,858	3,105,135	36,689	181,323	39,818	58,067	7,285,313	358,561	1,254,949	32,295
0-14	1,087	0	0	538	14	5	0	8	27	0
15-19	65,132	40	7	7,895	516	170	194	228	1,168	0
20-24	351,601	7,311	165	36,740	3,035	1,622	4,825	1,367	9,851	5
25-29	683,403	93,897	3,184	69,414	4,147	4,535	81,407	2,860	28,561	240
30-34	1,201,475	167,563	6,648	33,392	3,589	4,047	528,160	8,247	64,604	674
35-39	1,811,632	95,384	3,219	16,534	3,483	3,495	1,109,760	24,667	125,227	627
40-44	2,041,660	75,016	1,801	6,621	3,205	3,286	1,286,915	48,601	176,791	608
45-49	2,297,665	166,058	2,930	4,190	3,778	5,172	1,311,372	69,223	216,213	1,824
50-54	2,231,595	286,572	3,773	2,631	3,907	7,079	1,115,343	69,575	197,995	3,754
55-59	2,305,077	425,294	4,577	1,690	4,195	8,303	981,550	63,116	183,520	6,567
60-64	1,794,353	505,980	4,242	906	3,141	7,166	533,386	35,957	113,966	6,187
65-69	1,290,927	472,973	2,770	410	2,057	4,786	208,882	16,635	60,585	3,658
70-74	982,818	356,666	1,599	168	1,632	3,788	74,662	8,208	37,788	2,482
75-79	796,019	255,161	1,044	127	1,481	2,416	32,368	5,323	24,589	2,508
80-84	473,245	141,874	480	47	972	1,513	12,866	3,009	10,465	1,937
85+	219,169	55,346	250	20	666	684	3,623	1,537	3,599	1,224

연령 Age	2세대 가구 Two generation household				3세대 가구 Three generation household			4세대 이상 Four or more generation	1인 가구 One person household	비친족 가구 Non relative household
	부부+한부모 i)	부부+자녀+ 형제자매 j)	조부모+ 손자녀 k)	기타 Others	부부+자녀 +양친 l)	부부+자녀 +한부모 m)	기타 Others			
합계 Total	186,181	53,818	87,889	546,456	152,926	591,771	453,753	16,567	3,907,139	198,208
0-14	0	0	3	25	0	0	4	0	441	22
15-19	4	20	22	835	2	5	91	0	41,861	12,074
20-24	91	308	88	4,709	72	209	960	23	231,021	49,199
25-29	1,330	2,240	75	10,003	855	2,960	4,099	155	328,443	44,998
30-34	3,743	11,226	30	17,496	5,216	22,548	13,839	477	287,605	22,371
35-39	3,772	16,672	27	29,463	11,636	61,809	27,890	775	262,516	14,676
40-44	4,576	10,264	77	38,039	13,005	90,217	34,607	741	235,937	11,353
45-49	14,887	6,116	479	52,233	12,043	109,844	40,008	687	268,823	11,785
50-54	30,565	3,832	2,217	58,734	10,626	104,680	45,238	1,523	274,042	9,509
55-59	43,939	2,115	8,662	67,684	16,240	92,506	64,535	3,024	319,788	7,772
60-64	39,350	761	17,257	60,578	23,757	47,699	72,933	4,115	312,641	4,331
65-69	23,549	199	21,042	53,970	24,727	21,506	60,035	2,917	308,079	2,147
70-74	9,118	54	17,588	52,938	17,152	14,062	41,702	1,078	340,135	1,998
75-79	4,245	9	12,465	50,731	10,206	11,924	27,549	403	351,206	2,264
80-84	3,154	2	6,024	31,869	5,348	7,347	13,838	214	230,394	1,892
85+	3,858	0	1,833	17,149	2,041	4,455	6,425	435	114,207	1,817

Note : a) Married couple without child(ren)
 b) Married couple with brother(s) or sister(s) or relative(s)
 c) Household head with brother(s) or sister(s)
 d) Household head with other relative(s)
 e) Married couple with own child(ren)
 f) Father with own child(ren)
 g) Mother with own child(ren)
 h) Married couple with parents
 i) Married couple with one parent
 j) Married couple with own child(ren) and brother(s) or sister(s)
 k) Grandparent(s) with own grandchild(ren)
 l) Married couple with own child(ren) and parents
 m) Married couple with own child(ren) and one parent

6. 가구의 연령 및 가구구성별 가구(계속)

Households by Household Head's Age and Household Composition(Cont'd)

단위 : %
Unit : %

【2017년】

연령 Age	계 Total	1세대 가구 One generation household					2세대 가구 Two generation household			
		부부 a)	부부+형제자매 (친인척) b)	가구주+ 형제자매 c)	가구주+기타 친인척 d)	기타 Others	부부+자녀 e)	부+자녀 f)	모+자녀 g)	부부+양친 h)
합계 Total	100.0	100.0	100.0	100.0	100.0	100.0	100.0	100.0	100.0	100.0
0-14	0.0	0.0	0.0	0.3	0.0	0.0	0.0	0.0	0.0	0.0
15-19	0.4	0.0	0.0	4.4	1.3	0.3	0.0	0.1	0.1	0.0
20-24	1.9	0.2	0.4	20.3	7.6	2.8	0.1	0.4	0.8	0.0
25-29	3.7	3.0	8.7	38.3	10.4	7.8	1.1	0.8	2.3	0.7
30-34	6.5	5.4	18.1	18.4	9.0	7.0	7.2	2.3	5.1	2.1
35-39	9.8	3.1	8.8	9.1	8.7	6.0	15.2	6.9	10.0	1.9
40-44	11.0	2.4	4.9	3.7	8.0	5.7	17.7	13.6	14.1	1.9
45-49	12.4	5.3	8.0	2.3	9.5	8.9	18.0	19.3	17.2	5.6
50-54	12.0	9.2	10.3	1.5	9.8	12.2	15.3	19.4	15.8	11.6
55-59	12.4	13.7	12.5	0.9	10.5	14.3	13.5	17.6	14.6	20.3
60-64	9.7	16.3	11.6	0.5	7.9	12.3	7.3	10.0	9.1	19.2
65-69	7.0	15.2	7.5	0.2	5.2	8.2	2.9	4.6	4.8	11.3
70-74	5.3	11.5	4.4	0.1	4.1	6.5	1.0	2.3	3.0	7.7
75-79	4.3	8.2	2.8	0.1	3.7	4.2	0.4	1.5	2.0	7.8
80-84	2.6	4.6	1.3	0.0	2.4	2.6	0.2	0.8	0.8	6.0
85+	1.2	1.8	0.7	0.0	1.7	1.2	0.0	0.4	0.3	3.8

연령 Age	2세대 가구 Two generation household				3세대 가구 Three generation household			4세대 이상 Four or more generation	1인 가구 One person household	비친족 가구 Non relative household
	부부+한부모 i)	부부+자녀+ 형제자매 j)	조부모+ 손자녀 k)	기타 Others	부부+자녀 +양친 l)	부부+자녀 +한부모 m)	기타 Others			
합계 Total	100.0	100.0	100.0	100.0	100.0	100.0	100.0	100.0	100.0	100.0
0-14	0.0	0.0	0.0	0.0	0.0	0.0	0.0	0.0	0.0	0.0
15-19	0.0	0.0	0.0	0.2	0.0	0.0	0.0	0.0	1.1	6.1
20-24	0.0	0.6	0.1	0.9	0.0	0.0	0.2	0.1	5.9	24.8
25-29	0.7	4.2	0.1	1.8	0.6	0.5	0.9	0.9	8.4	22.7
30-34	2.0	20.9	0.0	3.2	3.4	3.8	3.0	2.9	7.4	11.3
35-39	2.0	31.0	0.0	5.4	7.6	10.4	6.1	4.7	6.7	7.4
40-44	2.5	19.1	0.1	7.0	8.5	15.2	7.6	4.5	6.0	5.7
45-49	8.0	11.4	0.5	9.6	7.9	18.6	8.8	4.1	6.9	5.9
50-54	16.4	7.1	2.5	10.7	6.9	17.7	10.0	9.2	7.0	4.8
55-59	23.6	3.9	9.9	12.4	10.6	15.6	14.2	18.3	8.2	3.9
60-64	21.1	1.4	19.6	11.1	15.5	8.1	16.1	24.8	8.0	2.2
65-69	12.6	0.4	23.9	9.9	16.2	3.6	13.2	17.6	7.9	1.1
70-74	4.9	0.1	20.0	9.7	11.2	2.4	9.2	6.5	8.7	1.0
75-79	2.3	0.0	14.2	9.3	6.7	2.0	6.1	2.4	9.0	1.1
80-84	1.7	0.0	6.9	5.8	3.5	1.2	3.0	1.3	5.9	1.0
85+	2.1	0.0	2.1	3.1	1.3	0.8	1.4	2.6	2.9	0.9

Note : a) Married couple without child(ren) h) Married couple with parents
 b) Married couple with brother(s) or sister(s) or relative(s) i) Married couple with one parent
 c) Household head with brother(s) or sister(s) j) Married couple with own child(ren) and brother(s) or sister(s)
 d) Household head with other relatives(s) k) Grandparent(s) with own grandchild(ren)
 e) Married couple with own child(ren) l) Married couple with own child(ren) and parents
 f) Father with own child(ren) m) Married couple with own child(ren) and one parent
 g) Mother with own child(ren)

6. 가구의 연령 및 가구구성별 가구(계속)

Households by Household Head's Age and Household Composition(Cont'd)

단위 : 가구

Unit : household

[2018년]

연령 Age	계 Total	1세대 가구 One generation household					2세대 가구 Two generation household			
		부부 a)	부부+형제자매 (친인척) b)	가구주+ 형제자매 c)	가구주+기타 친인척 d)	기타 Others	부부+자녀 e)	부+자녀 f)	모+자녀 g)	부부+양친 h)
합계 Total	18,711,665	3,186,950	36,960	181,279	40,279	59,078	7,270,608	361,831	1,261,356	32,982
0-14	1,051	0	0	520	13	5	0	8	26	0
15-19	63,259	35	6	7,544	497	157	190	223	1,126	0
20-24	346,689	6,971	151	36,013	3,001	1,571	4,647	1,365	9,768	4
25-29	700,708	95,874	3,214	71,651	4,280	4,666	81,934	2,946	29,328	245
30-34	1,139,410	160,277	6,362	32,175	3,446	3,885	497,134	7,818	61,392	644
35-39	1,808,535	94,574	3,184	16,498	3,506	3,495	1,108,543	24,853	125,639	623
40-44	1,979,620	72,989	1,751	6,504	3,133	3,202	1,247,285	47,177	171,618	590
45-49	2,317,444	169,086	2,978	4,252	3,841	5,261	1,320,532	70,078	218,041	1,852
50-54	2,216,291	285,292	3,764	2,636	3,907	7,077	1,107,071	69,261	196,361	3,716
55-59	2,328,930	431,310	4,648	1,713	4,264	8,448	990,668	63,814	184,960	6,621
60-64	1,912,403	541,259	4,540	972	3,356	7,668	567,729	38,297	121,118	6,558
65-69	1,333,066	489,283	2,867	425	2,121	4,950	216,926	17,217	62,576	3,752
70-74	1,019,751	371,245	1,663	176	1,677	3,930	77,926	8,537	39,382	2,537
75-79	812,026	260,261	1,061	130	1,509	2,457	32,748	5,419	25,136	2,524
80-84	494,131	148,208	498	49	1,010	1,569	13,360	3,143	10,962	1,999
85+	238,351	60,286	273	21	718	737	3,915	1,675	3,923	1,317

연령 Age	2세대 가구 Two generation household				3세대 가구 Three generation household			4세대 이상 Four or more generation	1인 가구 One person household	비친족 가구 Non relative household
	부부+한부모 i)	부부+자녀+ 형제자매 j)	조부모+ 손자녀 k)	기타 Others	부부+자녀 +양친 l)	부부+자녀 +한부모 m)	기타 Others			
합계 Total	190,803	52,190	91,143	554,473	153,811	588,794	460,044	16,623	3,975,276	197,185
0-14	0	0	3	24	0	0	4	0	427	21
15-19	4	20	21	798	2	5	86	0	40,802	11,743
20-24	85	301	88	4,647	71	199	947	21	228,303	48,536
25-29	1,354	2,187	77	10,181	877	2,978	4,164	157	338,341	46,254
30-34	3,556	10,353	29	16,392	4,924	21,025	12,997	441	275,167	21,393
35-39	3,751	16,353	29	29,162	11,590	61,185	27,715	759	262,523	14,553
40-44	4,438	9,871	76	36,632	12,580	86,476	33,403	713	230,195	10,987
45-49	15,157	6,091	492	52,602	12,080	109,654	40,183	681	272,749	11,834
50-54	30,348	3,802	2,196	58,161	10,509	103,339	44,583	1,467	273,371	9,430
55-59	44,373	2,128	8,806	68,182	16,283	92,813	64,628	2,939	324,546	7,786
60-64	41,923	810	18,450	64,358	25,015	50,441	77,264	4,304	333,835	4,506
65-69	24,465	206	21,682	55,370	25,112	22,040	61,781	3,000	317,193	2,100
70-74	9,554	57	18,271	54,619	17,358	14,371	43,195	1,118	352,182	1,953
75-79	4,323	9	12,681	51,640	9,932	11,977	27,890	391	359,717	2,221
80-84	3,279	2	6,260	33,152	5,338	7,525	14,303	192	241,366	1,916
85+	4,193	0	1,982	18,553	2,140	4,766	6,901	440	124,559	1,952

Note : a) Married couple without child(ren) h) Married couple with parents
 b) Married couple with brother(s) or sister(s) or relative(s) i) Married couple with one parent
 c) Household head with brother(s) or sister(s) j) Married couple with own child(ren) and brother(s) or sister(s)
 d) Household head with other relative(s) k) Grandparent(s) with own grandchild(ren)
 e) Married couple with own child(ren) l) Married couple with own child(ren) and parents
 f) Father with own child(ren) m) Married couple with own child(ren) and one parent
 g) Mother with own child(ren)

6. 가구의 연령 및 가구구성별 가구(계속)

Households by Household Head's Age and Household Composition(Cont'd)

단위 : %
Unit : %

[2018년]

연령 Age	계 Total	1세대 가구 One generation household					2세대 가구 Two generation household			
		부부 a)	부부+형제자매 (친인척) b)	가구주+ 형제자매 c)	가구주+기타 친인척 d)	기타 Others	부부+자녀 e)	부+자녀 f)	모+자녀 g)	부부+양친 h)
합계 Total	100.0	100.0	100.0	100.0	100.0	100.0	100.0	100.0	100.0	100.0
0-14	0.0	0.0	0.0	0.3	0.0	0.0	0.0	0.0	0.0	0.0
15-19	0.3	0.0	0.0	4.2	1.2	0.3	0.0	0.1	0.1	0.0
20-24	1.9	0.2	0.4	19.9	7.5	2.7	0.1	0.4	0.8	0.0
25-29	3.7	3.0	8.7	39.5	10.6	7.9	1.1	0.8	2.3	0.7
30-34	6.1	5.0	17.2	17.7	8.6	6.6	6.8	2.2	4.9	2.0
35-39	9.7	3.0	8.6	9.1	8.7	5.9	15.2	6.9	10.0	1.9
40-44	10.6	2.3	4.7	3.6	7.8	5.4	17.2	13.0	13.6	1.8
45-49	12.4	5.3	8.1	2.3	9.5	8.9	18.2	19.4	17.3	5.6
50-54	11.8	9.0	10.2	1.5	9.7	12.0	15.2	19.1	15.6	11.3
55-59	12.4	13.5	12.6	0.9	10.6	14.3	13.6	17.6	14.7	20.1
60-64	10.2	17.0	12.3	0.5	8.3	13.0	7.8	10.6	9.6	19.9
65-69	7.1	15.4	7.8	0.2	5.3	8.4	3.0	4.8	5.0	11.4
70-74	5.4	11.6	4.5	0.1	4.2	6.7	1.1	2.4	3.1	7.7
75-79	4.3	8.2	2.9	0.1	3.7	4.2	0.5	1.5	2.0	7.7
80-84	2.6	4.7	1.3	0.0	2.5	2.7	0.2	0.9	0.9	6.1
85+	1.3	1.9	0.7	0.0	1.8	1.2	0.1	0.5	0.3	4.0

연령 Age	2세대 가구 Two generation household				3세대 가구 Three generation household			4세대 이상 Four or more generation	1인 가구 One person household	비친족 가구 Non relative household
	부부+한부모 i)	부부+자녀+ 형제자매 j)	조부모+ 손자녀 k)	기타 Others	부부+자녀 +양친 l)	부부+자녀 +한부모 m)	기타 Others			
합계 Total	100.0	100.0	100.0	100.0	100.0	100.0	100.0	100.0	100.0	100.0
0-14	0.0	0.0	0.0	0.0	0.0	0.0	0.0	0.0	0.0	0.0
15-19	0.0	0.0	0.0	0.1	0.0	0.0	0.0	0.0	1.0	6.0
20-24	0.0	0.6	0.1	0.8	0.0	0.0	0.2	0.1	5.7	24.6
25-29	0.7	4.2	0.1	1.8	0.6	0.5	0.9	0.9	8.5	23.5
30-34	1.9	19.8	0.0	3.0	3.2	3.6	2.8	2.7	6.9	10.8
35-39	2.0	31.3	0.0	5.3	7.5	10.4	6.0	4.6	6.6	7.4
40-44	2.3	18.9	0.1	6.6	8.2	14.7	7.3	4.3	5.8	5.6
45-49	7.9	11.7	0.5	9.5	7.9	18.6	8.7	4.1	6.9	6.0
50-54	15.9	7.3	2.4	10.5	6.8	17.6	9.7	8.8	6.9	4.8
55-59	23.3	4.1	9.7	12.3	10.6	15.8	14.0	17.7	8.2	3.9
60-64	22.0	1.6	20.2	11.6	16.3	8.6	16.8	25.9	8.4	2.3
65-69	12.8	0.4	23.8	10.0	16.3	3.7	13.4	18.0	8.0	1.1
70-74	5.0	0.1	20.0	9.9	11.3	2.4	9.4	6.7	8.9	1.0
75-79	2.3	0.0	13.9	9.3	6.5	2.0	6.1	2.4	9.0	1.1
80-84	1.7	0.0	6.9	6.0	3.5	1.3	3.1	1.2	6.1	1.0
85+	2.2	0.0	2.2	3.3	1.4	0.8	1.5	2.6	3.1	1.0

Note : a) Married couple without child(ren)
 b) Married couple with brother(s) or sister(s) or relative(s)
 c) Household head with brother(s) or sister(s)
 d) Household head with other relative(s)
 e) Married couple with own child(ren)
 f) Father with own child(ren)
 g) Mother with own child(ren)
 h) Married couple with parents
 i) Married couple with one parent
 j) Married couple with own child(ren) and brother(s) or sister(s)
 k) Grandparent(s) with own grandchild(ren)
 l) Married couple with own child(ren) and parents
 m) Married couple with own child(ren) and one parent

6. 가구주의 연령 및 가구구성별 가구(계속)

Households by Household Head's Age and Household Composition(Cont'd)

단위 : 가구

Unit : household

【2019년】

연령 Age	계 Total	1세대 가구 One generation household					2세대 가구 Two generation household			
		부부 a)	부부+형제자매 (친인척) b)	가구주+ 형제자매 c)	가구주+기타 친인척 d)	기타 Others	부부+자녀 e)	부+자녀 f)	모+자녀 g)	부부+양친 h)
합계 Total	18,867,058	3,272,447	37,297	181,012	40,704	60,075	7,246,750	364,573	1,266,367	33,633
0-14	1,013	0	0	502	13	5	0	7	26	0
15-19	61,207	30	6	7,124	479	144	183	216	1,083	0
20-24	338,730	6,573	135	34,967	2,940	1,508	4,427	1,349	9,589	4
25-29	718,235	98,353	3,266	73,693	4,401	4,793	83,066	3,035	30,139	254
30-34	1,101,459	156,300	6,208	31,632	3,373	3,797	476,697	7,554	59,464	626
35-39	1,769,002	91,745	3,081	16,087	3,450	3,420	1,085,162	24,576	123,586	610
40-44	1,945,373	71,887	1,723	6,493	3,105	3,161	1,225,454	46,330	168,723	581
45-49	2,309,144	170,322	2,991	4,259	3,858	5,289	1,313,342	70,100	217,216	1,862
50-54	2,223,649	286,860	3,795	2,669	3,946	7,143	1,110,188	69,654	196,761	3,714
55-59	2,323,985	431,806	4,659	1,716	4,278	8,487	987,758	63,737	184,140	6,589
60-64	2,024,296	575,102	4,820	1,033	3,563	8,153	600,013	40,502	127,823	6,902
65-69	1,396,386	513,437	3,009	450	2,217	5,194	228,641	18,082	65,563	3,904
70-74	1,067,473	389,338	1,738	182	1,748	4,113	81,262	8,919	41,314	2,623
75-79	814,895	261,047	1,059	132	1,516	2,454	32,520	5,422	25,237	2,500
80-84	513,723	154,168	511	51	1,045	1,622	13,816	3,270	11,438	2,051
85+	258,488	65,479	296	22	772	792	4,221	1,820	4,265	1,413

연령 Age	2세대 가구 Two generation household				3세대 가구 Three generation household			4세대 이상 Four or more generation	1인 가구 One person household	비친족 가구 Non relative household
	부부+한부모 i)	부부+자녀+ 형제자매 j)	조부모+ 손자녀 k)	기타 Others	부부+자녀 +양친 l)	부부+자녀 +한부모 m)	기타 Others			
합계 Total	195,286	50,599	94,512	562,365	154,701	585,015	466,300	16,678	4,043,024	195,720
0-14	0	0	3	23	0	0	4	0	409	21
15-19	3	19	21	758	2	5	82	0	39,655	11,397
20-24	81	290	87	4,538	69	192	923	21	223,573	47,464
25-29	1,386	2,145	78	10,359	906	3,016	4,241	160	347,628	47,316
30-34	3,441	9,725	29	15,658	4,736	19,976	12,439	417	268,512	20,875
35-39	3,655	15,708	29	28,297	11,310	59,383	26,994	729	257,056	14,124
40-44	4,351	9,650	73	35,731	12,338	83,941	32,673	697	227,681	10,781
45-49	15,271	5,993	497	52,356	11,964	108,135	39,878	666	273,408	11,737
50-54	30,432	3,814	2,201	58,180	10,497	103,055	44,379	1,427	275,487	9,447
55-59	44,246	2,116	8,829	67,836	16,115	91,995	63,910	2,821	325,242	7,705
60-64	44,360	853	19,596	67,920	26,165	52,965	81,323	4,471	354,078	4,654
65-69	25,794	217	22,659	57,599	25,887	22,919	64,509	3,133	331,090	2,082
70-74	10,000	59	19,116	57,011	17,680	14,834	45,072	1,157	369,365	1,942
75-79	4,331	8	12,680	51,736	9,489	11,837	27,756	367	362,653	2,151
80-84	3,390	2	6,477	34,343	5,304	7,675	14,724	170	251,734	1,932
85+	4,545	0	2,137	20,020	2,239	5,087	7,393	442	135,453	2,092

Note : a) Married couple without child(ren)
 b) Married couple with brother(s) or sister(s) or relative(s)
 c) Household head with brother(s) or sister(s)
 d) Household head with other relative(s)
 e) Married couple with own child(ren)
 f) Father with own child(ren)
 g) Mother with own child(ren)
 h) Married couple with parents
 i) Married couple with one parent
 j) Married couple with own child(ren) and brother(s) or sister(s)
 k) Grandparent(s) with own grandchild(ren)
 l) Married couple with own child(ren) and parents
 m) Married couple with own child(ren) and one parent

6. 가구의 연령 및 가구구성별 가구(계속)

Households by Household Head's Age and Household Composition(Cont'd)

단위 : %
Unit : %

【2019년】

연령 Age	계 Total	1세대 가구 One generation household					2세대 가구 Two generation household			
		부부 a)	부부+형제자매 (친인척) b)	가구주+ 형제자매 c)	가구주+기타 친인척 d)	기타 Others	부부+자녀 e)	부+자녀 f)	모+자녀 g)	부부+양친 h)
합계 Total	100.0	100.0	100.0	100.0	100.0	100.0	100.0	100.0	100.0	100.0
0-14	0.0	0.0	0.0	0.3	0.0	0.0	0.0	0.0	0.0	0.0
15-19	0.3	0.0	0.0	3.9	1.2	0.2	0.0	0.1	0.1	0.0
20-24	1.8	0.2	0.4	19.3	7.2	2.5	0.1	0.4	0.8	0.0
25-29	3.8	3.0	8.8	40.7	10.8	8.0	1.1	0.8	2.4	0.8
30-34	5.8	4.8	16.6	17.5	8.3	6.3	6.6	2.1	4.7	1.9
35-39	9.4	2.8	8.3	8.9	8.5	5.7	15.0	6.7	9.8	1.8
40-44	10.3	2.2	4.6	3.6	7.6	5.3	16.9	12.7	13.3	1.7
45-49	12.2	5.2	8.0	2.4	9.5	8.8	18.1	19.2	17.2	5.5
50-54	11.8	8.8	10.2	1.5	9.7	11.9	15.3	19.1	15.5	11.0
55-59	12.3	13.2	12.5	0.9	10.5	14.1	13.6	17.5	14.5	19.6
60-64	10.7	17.6	12.9	0.6	8.8	13.6	8.3	11.1	10.1	20.5
65-69	7.4	15.7	8.1	0.2	5.4	8.6	3.2	5.0	5.2	11.6
70-74	5.7	11.9	4.7	0.1	4.3	6.8	1.1	2.4	3.3	7.8
75-79	4.3	8.0	2.8	0.1	3.7	4.1	0.4	1.5	2.0	7.4
80-84	2.7	4.7	1.4	0.0	2.6	2.7	0.2	0.9	0.9	6.1
85+	1.4	2.0	0.8	0.0	1.9	1.3	0.1	0.5	0.3	4.2

연령 Age	2세대 가구 Two generation household				3세대 가구 Three generation household			4세대 이상 Four or more generation	1인 가구 One person household	비친족 가구 Non relative household
	부부+한부모 i)	부부+자녀+ 형제자매 j)	조부모+ 손자녀 k)	기타 Others	부부+자녀 +양친 l)	부부+자녀 +한부모 m)	기타 Others			
합계 Total	100.0	100.0	100.0	100.0	100.0	100.0	100.0	100.0	100.0	100.0
0-14	0.0	0.0	0.0	0.0	0.0	0.0	0.0	0.0	0.0	0.0
15-19	0.0	0.0	0.0	0.1	0.0	0.0	0.0	0.0	1.0	5.8
20-24	0.0	0.6	0.1	0.8	0.0	0.0	0.2	0.1	5.5	24.3
25-29	0.7	4.2	0.1	1.8	0.6	0.5	0.9	1.0	8.6	24.2
30-34	1.8	19.2	0.0	2.8	3.1	3.4	2.7	2.5	6.6	10.7
35-39	1.9	31.0	0.0	5.0	7.3	10.2	5.8	4.4	6.4	7.2
40-44	2.2	19.1	0.1	6.4	8.0	14.3	7.0	4.2	5.6	5.5
45-49	7.8	11.8	0.5	9.3	7.7	18.5	8.6	4.0	6.8	6.0
50-54	15.6	7.5	2.3	10.3	6.8	17.6	9.5	8.6	6.8	4.8
55-59	22.7	4.2	9.3	12.1	10.4	15.7	13.7	16.9	8.0	3.9
60-64	22.7	1.7	20.7	12.1	16.9	9.1	17.4	26.8	8.8	2.4
65-69	13.2	0.4	24.0	10.2	16.7	3.9	13.8	18.8	8.2	1.1
70-74	5.1	0.1	20.2	10.1	11.4	2.5	9.7	6.9	9.1	1.0
75-79	2.2	0.0	13.4	9.2	6.1	2.0	6.0	2.2	9.0	1.1
80-84	1.7	0.0	6.9	6.1	3.4	1.3	3.2	1.0	6.2	1.0
85+	2.3	0.0	2.3	3.6	1.4	0.9	1.6	2.7	3.4	1.1

Note : a) Married couple without child(ren)
 b) Married couple with brother(s) or sister(s) or relative(s)
 c) Household head with brother(s) or sister(s)
 d) Household head with other relative(s)
 e) Married couple with own child(ren)
 f) Father with own child(ren)
 g) Mother with own child(ren)
 h) Married couple with parents
 i) Married couple with one parent
 j) Married couple with own child(ren) and brother(s) or sister(s)
 k) Grandparent(s) with own grandchild(ren)
 l) Married couple with own child(ren) and parents
 m) Married couple with own child(ren) and one parent

6. 가구의 연령 및 가구구성별 가구(계속)

Households by Household Head's Age and Household Composition(Cont'd)

단위 : 가구

Unit : household

【2020년】

연령 Age	계 Total	1세대 가구 One generation household					2세대 가구 Two generation household			
		부부 a)	부부+형제자매 (친인척) b)	가구주+ 형제자매 c)	가구주+기타 친인척 d)	기타 Others	부부+자녀 e)	부+자녀 f)	모+자녀 g)	부부+양친 h)
합계 Total	19,011,815	3,360,429	37,691	180,291	41,070	61,029	7,215,406	366,800	1,270,039	34,238
0-14	1,011	0	0	501	13	5	0	7	26	0
15-19	56,859	24	4	6,565	443	125	170	201	1,003	0
20-24	329,880	6,144	118	33,800	2,869	1,437	4,188	1,327	9,361	4
25-29	731,410	100,574	3,313	75,102	4,488	4,888	84,174	3,106	30,792	262
30-34	1,086,812	155,498	6,179	31,721	3,366	3,790	466,596	7,453	58,795	623
35-39	1,695,572	87,505	2,935	15,417	3,329	3,283	1,040,427	23,766	119,025	583
40-44	1,945,555	72,018	1,724	6,589	3,127	3,175	1,225,381	46,301	168,812	580
45-49	2,267,746	169,105	2,961	4,201	3,819	5,239	1,287,336	69,112	213,269	1,845
50-54	2,251,647	291,178	3,858	2,725	4,020	7,277	1,123,478	70,695	198,983	3,749
55-59	2,300,827	428,608	4,632	1,705	4,258	8,452	977,461	63,183	181,927	6,501
60-64	2,112,918	602,207	5,046	1,083	3,732	8,545	625,706	42,260	133,095	7,167
65-69	1,494,967	550,730	3,223	485	2,373	5,572	245,839	19,387	70,176	4,151
70-74	1,111,907	405,753	1,803	187	1,821	4,288	83,711	9,247	43,059	2,703
75-79	813,743	260,591	1,050	133	1,509	2,434	32,180	5,400	25,219	2,464
80-84	531,336	159,556	525	53	1,075	1,670	14,220	3,383	11,872	2,094
85+	279,625	70,938	320	24	828	849	4,539	1,972	4,625	1,512

연령 Age	2세대 가구 Two generation household				3세대 가구 Three generation household			4세대 이상 Four or more generation	1인 가구 One person household	비친족 가구 Non relative household
	부부+한부모 i)	부부+자녀+ 형제자매 j)	조부모+ 손자녀 k)	기타 Others	부부+자녀 +양친 l)	부부+자녀 +한부모 m)	기타 Others			
합계 Total	199,549	49,072	97,985	570,130	155,557	580,603	472,433	16,729	4,109,276	193,488
0-14	0	0	3	23	0	0	4	0	408	21
15-19	2	18	19	695	2	5	75	0	36,965	10,543
20-24	75	280	84	4,411	67	182	896	20	218,282	46,335
25-29	1,415	2,097	81	10,469	934	3,054	4,299	160	354,260	47,942
30-34	3,397	9,318	29	15,276	4,652	19,382	12,151	405	267,385	20,796
35-39	3,493	14,801	28	26,906	10,808	56,404	25,749	688	246,966	13,459
40-44	4,337	9,602	74	35,471	12,316	82,917	32,520	694	229,152	10,765
45-49	15,164	5,810	497	51,366	11,677	105,100	39,001	644	270,129	11,471
50-54	30,810	3,860	2,222	58,747	10,583	103,720	44,594	1,402	280,196	9,550
55-59	43,750	2,091	8,767	66,953	15,806	90,502	62,682	2,682	323,296	7,571
60-64	46,289	887	20,504	70,668	26,970	54,879	84,404	4,579	370,155	4,742
65-69	27,752	233	24,221	61,292	27,278	24,349	68,832	3,341	353,626	2,107
70-74	10,344	62	19,869	59,350	17,862	15,257	46,730	1,183	386,741	1,937
75-79	4,319	10	12,618	51,559	9,021	11,644	27,504	346	363,667	2,075
80-84	3,488	3	6,671	35,392	5,244	7,791	15,088	144	261,129	1,938
85+	4,914	0	2,298	21,552	2,337	5,417	7,904	441	146,919	2,236

Note : a) Married couple without child(ren)
 b) Married couple with brother(s) or sister(s) or relative(s)
 c) Household head with brother(s) or sister(s)
 d) Household head with other relative(s)
 e) Married couple with own child(ren)
 f) Father with own child(ren)
 g) Mother with own child(ren)
 h) Married couple with parents
 i) Married couple with one parent
 j) Married couple with own child(ren) and brother(s) or sister(s)
 k) Grandparent(s) with own grandchild(ren)
 l) Married couple with own child(ren) and parents
 m) Married couple with own child(ren) and one parent

6. 가구주의 연령 및 가구구성별 가구(계속)

Households by Household Head's Age and Household Composition(Cont'd)

단 위 : %
Unit : %

[2020년]

연령 Age	계 Total	1세대 가구 One generation household					2세대 가구 Two generation household			
		부부 a)	부부+형제자매 (친인척) b)	가구주+ 형제자매 c)	가구주+기타 친인척 d)	기타 Others	부부+자녀 e)	부+자녀 f)	모+자녀 g)	부부+양친 h)
합계 Total	100.0	100.0	100.0	100.0	100.0	100.0	100.0	100.0	100.0	100.0
0-14	0.0	0.0	0.0	0.3	0.0	0.0	0.0	0.0	0.0	0.0
15-19	0.3	0.0	0.0	3.6	1.1	0.2	0.0	0.1	0.1	0.0
20-24	1.7	0.2	0.3	18.7	7.0	2.4	0.1	0.4	0.7	0.0
25-29	3.8	3.0	8.8	41.7	10.9	8.0	1.2	0.8	2.4	0.8
30-34	5.7	4.6	16.4	17.6	8.2	6.2	6.5	2.0	4.6	1.8
35-39	8.9	2.6	7.8	8.6	8.1	5.4	14.4	6.5	9.4	1.7
40-44	10.2	2.1	4.6	3.7	7.6	5.2	17.0	12.6	13.3	1.7
45-49	11.9	5.0	7.9	2.3	9.3	8.6	17.8	18.8	16.8	5.4
50-54	11.8	8.7	10.2	1.5	9.8	11.9	15.6	19.3	15.7	10.9
55-59	12.1	12.8	12.3	0.9	10.4	13.8	13.5	17.2	14.3	19.0
60-64	11.1	17.9	13.4	0.6	9.1	14.0	8.7	11.5	10.5	20.9
65-69	7.9	16.4	8.6	0.3	5.8	9.1	3.4	5.3	5.5	12.1
70-74	5.8	12.1	4.8	0.1	4.4	7.0	1.2	2.5	3.4	7.9
75-79	4.3	7.8	2.8	0.1	3.7	4.0	0.4	1.5	2.0	7.2
80-84	2.8	4.7	1.4	0.0	2.6	2.7	0.2	0.9	0.9	6.1
85+	1.5	2.1	0.8	0.0	2.0	1.4	0.1	0.5	0.4	4.4

연령 Age	2세대 가구 Two generation household				3세대 가구 Three generation household			4세대 이상 Four or more generation	1인 가구 One person household	비친족 가구 Non relative household
	부부+한부모 i)	부부+자녀+ 형제자매 j)	조부모+ 손자녀 k)	기타 Others	부부+자녀 +양친 l)	부부+자녀 +한부모 m)	기타 Others			
합계 Total	100.0	100.0	100.0	100.0	100.0	100.0	100.0	100.0	100.0	100.0
0-14	0.0	0.0	0.0	0.0	0.0	0.0	0.0	0.0	0.0	0.0
15-19	0.0	0.0	0.0	0.1	0.0	0.0	0.0	0.0	0.9	5.4
20-24	0.0	0.6	0.1	0.8	0.0	0.0	0.2	0.1	5.3	23.9
25-29	0.7	4.3	0.1	1.8	0.6	0.5	0.9	1.0	8.6	24.8
30-34	1.7	19.0	0.0	2.7	3.0	3.3	2.6	2.4	6.5	10.7
35-39	1.8	30.2	0.0	4.7	6.9	9.7	5.5	4.1	6.0	7.0
40-44	2.2	19.6	0.1	6.2	7.9	14.3	6.9	4.1	5.6	5.6
45-49	7.6	11.8	0.5	9.0	7.5	18.1	8.3	3.8	6.6	5.9
50-54	15.4	7.9	2.3	10.3	6.8	17.9	9.4	8.4	6.8	4.9
55-59	21.9	4.3	8.9	11.7	10.2	15.6	13.3	16.0	7.9	3.9
60-64	23.2	1.8	20.9	12.4	17.3	9.5	17.9	27.4	9.0	2.5
65-69	13.9	0.5	24.7	10.8	17.5	4.2	14.6	20.0	8.6	1.1
70-74	5.2	0.1	20.3	10.4	11.5	2.6	9.9	7.1	9.4	1.0
75-79	2.2	0.0	12.9	9.0	5.8	2.0	5.8	2.1	8.8	1.1
80-84	1.7	0.0	6.8	6.2	3.4	1.3	3.2	0.9	6.4	1.0
85+	2.5	0.0	2.3	3.8	1.5	0.9	1.7	2.6	3.6	1.2

Note : a) Married couple without child(ren) h) Married couple with parents
 b) Married couple with brother(s) or sister(s) or relative(s) i) Married couple with one parent
 c) Household head with brother(s) or sister(s) j) Married couple with own child(ren) and brother(s) or sister(s)
 d) Household head with other relative(s) k) Grandparent(s) with own grandchild(ren)
 e) Married couple with own child(ren) l) Married couple with own child(ren) and parents
 f) Father with own child(ren) m) Married couple with own child(ren) and one parent
 g) Mother with own child(ren)

6. 가구주의 연령 및 가구구성별 가구(계속)

Households by Household Head's Age and Household Composition(Cont'd)

단위 : 가구

Unit : household

[2021년]

연령 Age	계 Total	1세대 가구 One generation household					2세대 가구 Two generation household			
		부부 a)	부부+형제자매 (친인척) b)	가구주+ 형제자매 c)	가구주+기타 친인척 d)	기타 Others	부부+자녀 e)	부+자녀 f)	모+자녀 g)	부부+양친 h)
합계 Total	19,146,744	3,449,565	38,125	179,031	41,355	61,923	7,178,712	368,558	1,272,506	34,782
0-14	1,009	0	0	501	13	5	0	7	26	0
15-19	51,812	21	4	6,049	400	112	154	186	916	0
20-24	319,666	5,699	104	32,546	2,785	1,365	3,935	1,299	9,089	3
25-29	735,611	101,619	3,321	75,530	4,515	4,919	84,350	3,144	31,072	265
30-34	1,083,316	156,817	6,232	32,255	3,403	3,829	460,150	7,409	58,668	625
35-39	1,611,686	83,494	2,807	14,780	3,184	3,141	988,037	22,658	113,397	556
40-44	1,969,991	73,096	1,745	6,735	3,187	3,229	1,240,367	46,937	171,133	587
45-49	2,200,832	165,644	2,890	4,098	3,733	5,122	1,247,303	67,316	206,917	1,803
50-54	2,289,947	297,040	3,942	2,793	4,113	7,445	1,141,634	72,061	202,072	3,803
55-59	2,271,730	423,838	4,589	1,694	4,227	8,386	965,189	62,501	179,321	6,388
60-64	2,182,003	624,068	5,228	1,124	3,864	8,854	645,286	43,613	137,083	7,359
65-69	1,610,216	594,648	3,475	524	2,552	6,003	264,845	20,853	75,474	4,433
70-74	1,148,241	419,166	1,851	191	1,879	4,440	85,646	9,515	44,508	2,763
75-79	818,349	262,260	1,051	131	1,507	2,441	32,255	5,423	25,474	2,444
80-84	551,170	165,644	541	55	1,108	1,725	14,699	3,508	12,363	2,142
85+	301,165	76,511	345	25	885	907	4,862	2,128	4,993	1,611

연령 Age	2세대 가구 Two generation household				3세대 가구 Three generation household			4세대 이상 Four or more generation	1인 가구 One person household	비친족 가구 Non relative household
	부부+한부모 i)	부부+자녀+ 형제자매 j)	조부모+ 손자녀 k)	기타 Others	부부+자녀 +양친 l)	부부+자녀 +한부모 m)	기타 Others			
합계 Total	203,510	47,630	101,564	577,813	156,354	575,751	478,371	16,775	4,173,951	190,468
0-14	0	0	3	23	0	0	4	0	406	21
15-19	2	17	18	629	1	4	68	0	33,724	9,507
20-24	70	266	83	4,265	65	172	862	19	212,079	44,960
25-29	1,427	2,023	81	10,447	952	3,060	4,306	162	356,466	47,952
30-34	3,394	9,002	30	15,049	4,604	18,922	11,972	393	269,566	20,996
35-39	3,322	13,881	28	25,351	10,230	52,955	24,322	644	236,108	12,791
40-44	4,384	9,644	74	35,686	12,441	83,006	32,776	698	233,388	10,878
45-49	14,846	5,577	489	49,786	11,268	100,940	37,690	614	263,714	11,082
50-54	31,352	3,919	2,260	59,598	10,720	104,842	45,026	1,386	286,248	9,693
55-59	43,109	2,060	8,657	65,889	15,441	88,846	61,268	2,540	320,363	7,424
60-64	47,791	914	21,240	72,756	27,515	56,234	86,714	4,647	382,930	4,783
65-69	29,951	251	26,097	65,724	28,938	25,981	73,889	3,577	380,866	2,135
70-74	10,629	63	20,478	61,236	17,881	15,572	48,032	1,203	401,276	1,912
75-79	4,347	10	12,666	51,692	8,666	11,540	27,517	335	366,587	2,003
80-84	3,596	3	6,899	36,578	5,203	7,930	15,509	119	271,599	1,949
85+	5,290	0	2,461	23,104	2,429	5,747	8,416	438	158,631	2,382

Note : a) Married couple without child(ren) h) Married couple with parents
 b) Married couple with brother(s) or sister(s) or relative(s) i) Married couple with one parent
 c) Household head with brother(s) or sister(s) j) Married couple with own child(ren) and brother(s) or sister(s)
 d) Household head with other relative(s) k) Grandparent(s) with own grandchild(ren)
 e) Married couple with own child(ren) l) Married couple with own child(ren) and parents
 f) Father with own child(ren) m) Married couple with own child(ren) and one parent
 g) Mother with own child(ren)

6. 가구주의 연령 및 가구구성별 가구(계속)

Households by Household Head's Age and Household Composition(Cont'd)

단위 : %
Unit : %

【2021년】

연령 Age	계 Total	1세대 가구 One generation household					2세대 가구 Two generation household			
		부부 a)	부부+형제자매 (친인척) b)	가구주+ 형제자매 c)	가구주+기타 친인척 d)	기타 Others	부부+자녀 e)	부+자녀 f)	모+자녀 g)	부부+양친 h)
합계 Total	100.0	100.0	100.0	100.0	100.0	100.0	100.0	100.0	100.0	100.0
0-14	0.0	0.0	0.0	0.3	0.0	0.0	0.0	0.0	0.0	0.0
15-19	0.3	0.0	0.0	3.4	1.0	0.2	0.0	0.1	0.1	0.0
20-24	1.7	0.2	0.3	18.2	6.7	2.2	0.1	0.4	0.7	0.0
25-29	3.8	2.9	8.7	42.2	10.9	7.9	1.2	0.9	2.4	0.8
30-34	5.7	4.5	16.3	18.0	8.2	6.2	6.4	2.0	4.6	1.8
35-39	8.4	2.4	7.4	8.3	7.7	5.1	13.8	6.1	8.9	1.6
40-44	10.3	2.1	4.6	3.8	7.7	5.2	17.3	12.7	13.4	1.7
45-49	11.5	4.8	7.6	2.3	9.0	8.3	17.4	18.3	16.3	5.2
50-54	12.0	8.6	10.3	1.6	9.9	12.0	15.9	19.6	15.9	10.9
55-59	11.9	12.3	12.0	0.9	10.2	13.5	13.4	17.0	14.1	18.4
60-64	11.4	18.1	13.7	0.6	9.3	14.3	9.0	11.8	10.8	21.2
65-69	8.4	17.2	9.1	0.3	6.2	9.7	3.7	5.7	5.9	12.7
70-74	6.0	12.2	4.9	0.1	4.5	7.2	1.2	2.6	3.5	7.9
75-79	4.3	7.6	2.8	0.1	3.6	3.9	0.4	1.5	2.0	7.0
80-84	2.9	4.8	1.4	0.0	2.7	2.8	0.2	1.0	1.0	6.2
85+	1.6	2.2	0.9	0.0	2.1	1.5	0.1	0.6	0.4	4.6

연령 Age	2세대 가구 Two generation household				3세대 가구 Three generation household			4세대 이상 Four or more generation	1인 가구 One person household	비친족 가구 Non relative household
	부부+한부모 i)	부부+자녀+ 형제자매 j)	조부모+ 손자녀 k)	기타 Others	부부+자녀 +양친 l)	부부+자녀 +한부모 m)	기타 Others			
합계 Total	100.0	100.0	100.0	100.0	100.0	100.0	100.0	100.0	100.0	100.0
0-14	0.0	0.0	0.0	0.0	0.0	0.0	0.0	0.0	0.0	0.0
15-19	0.0	0.0	0.0	0.1	0.0	0.0	0.0	0.0	0.8	5.0
20-24	0.0	0.6	0.1	0.7	0.0	0.0	0.2	0.1	5.1	23.6
25-29	0.7	4.2	0.1	1.8	0.6	0.5	0.9	1.0	8.5	25.2
30-34	1.7	18.9	0.0	2.6	2.9	3.3	2.5	2.3	6.5	11.0
35-39	1.6	29.1	0.0	4.4	6.5	9.2	5.1	3.8	5.7	6.7
40-44	2.2	20.2	0.1	6.2	8.0	14.4	6.9	4.2	5.6	5.7
45-49	7.3	11.7	0.5	8.6	7.2	17.5	7.9	3.7	6.3	5.8
50-54	15.4	8.2	2.2	10.3	6.9	18.2	9.4	8.3	6.9	5.1
55-59	21.2	4.3	8.5	11.4	9.9	15.4	12.8	15.1	7.7	3.9
60-64	23.5	1.9	20.9	12.6	17.6	9.8	18.1	27.7	9.2	2.5
65-69	14.7	0.5	25.7	11.4	18.5	4.5	15.4	21.3	9.1	1.1
70-74	5.2	0.1	20.2	10.6	11.4	2.7	10.0	7.2	9.6	1.0
75-79	2.1	0.0	12.5	8.9	5.5	2.0	5.8	2.0	8.8	1.1
80-84	1.8	0.0	6.8	6.3	3.3	1.4	3.2	0.7	6.5	1.0
85+	2.6	0.0	2.4	4.0	1.6	1.0	1.8	2.6	3.8	1.3

Note : a) Married couple without child(ren)
 b) Married couple with brother(s) or sister(s) or relative(s)
 c) Household head with brother(s) or sister(s)
 d) Household head with other relative(s)
 e) Married couple with own child(ren)
 f) Father with own child(ren)
 g) Mother with own child(ren)
 h) Married couple with parents
 i) Married couple with one parent
 j) Married couple with own child(ren) and brother(s) or sister(s)
 k) Grandparent(s) with own grandchild(ren)
 l) Married couple with own child(ren) and parents
 m) Married couple with own child(ren) and one parent

6. 가구주의 연령 및 가구구성별 가구(계속)

Households by Household Head's Age and Household Composition(Cont'd)

단위 : 가구

Unit : household

[2022년]

연령 Age	계 Total	1세대 가구 One generation household					2세대 가구 Two generation household			
		부부 a)	부부+형제자매 (친인척) b)	가구주+ 형제자매 c)	가구주+가타 친인척 d)	기타 Others	부부+자녀 e)	부+자녀 f)	모+자녀 g)	부부+양친 h)
합계 Total	19,273,336	3,538,564	38,553	177,084	41,565	62,745	7,138,514	369,854	1,273,931	35,278
0-14	1,003	0	0	498	13	5	0	7	26	0
15-19	48,737	18	4	5,711	375	104	145	176	859	0
20-24	307,193	5,263	89	31,132	2,685	1,295	3,677	1,263	8,779	3
25-29	729,195	101,096	3,280	74,895	4,481	4,882	83,192	3,133	30,891	266
30-34	1,101,409	160,796	6,390	33,253	3,497	3,934	464,096	7,526	59,764	639
35-39	1,522,176	79,314	2,669	14,108	3,025	2,987	932,056	21,403	107,228	530
40-44	1,995,102	74,316	1,766	6,840	3,245	3,279	1,255,355	47,733	173,716	595
45-49	2,125,753	160,925	2,802	3,984	3,626	4,972	1,203,500	65,219	199,802	1,745
50-54	2,327,291	303,124	4,022	2,854	4,206	7,615	1,158,866	73,391	205,002	3,862
55-59	2,244,607	419,005	4,544	1,684	4,195	8,320	954,261	61,907	176,941	6,277
60-64	2,232,633	641,146	5,364	1,152	3,964	9,088	658,832	44,567	139,825	7,485
65-69	1,722,299	637,774	3,716	562	2,725	6,423	282,836	22,246	80,562	4,697
70-74	1,184,195	432,922	1,905	196	1,922	4,591	88,266	9,813	46,024	2,815
75-79	836,526	268,551	1,075	132	1,521	2,496	33,032	5,543	26,255	2,463
80-84	572,987	172,340	557	56	1,146	1,791	15,226	3,646	12,902	2,196
85+	322,230	81,974	370	27	939	963	5,174	2,281	5,355	1,705

연령 Age	2세대 가구 Two generation household				3세대 가구 Three generation household			4세대 이상 Four or more generation	1인 가구 One person household	비친족 가구 Non relative household
	부부+한부모 i)	부부+자녀+ 형제자매 j)	조부모+ 손자녀 k)	기타 Others	부부+자녀 +양친 l)	부부+자녀 +한부모 m)	기타 Others			
합계 Total	207,098	46,306	105,217	585,476	157,085	570,584	484,055	16,791	4,237,673	186,963
0-14	0	0	2	23	0	0	4	0	404	21
15-19	1	16	17	587	1	4	64	0	31,777	8,878
20-24	65	253	80	4,099	63	160	827	19	204,284	43,157
25-29	1,417	1,922	81	10,274	955	3,014	4,248	158	353,696	47,314
30-34	3,457	8,892	30	15,128	4,658	18,908	12,051	391	276,481	21,518
35-39	3,141	12,957	27	23,730	9,623	49,351	22,824	599	224,510	12,094
40-44	4,447	9,642	74	35,963	12,564	83,228	33,043	701	237,614	10,981
45-49	14,400	5,339	476	47,983	10,835	96,483	36,241	581	256,181	10,659
50-54	31,925	3,971	2,306	60,448	10,860	105,900	45,466	1,374	292,274	9,825
55-59	42,479	2,039	8,532	64,874	15,076	87,335	59,881	2,406	317,559	7,292
60-64	48,890	929	21,824	74,246	27,843	57,048	88,323	4,673	392,659	4,775
65-69	32,056	269	27,946	70,029	30,501	27,507	78,763	3,800	407,744	2,143
70-74	11,000	65	21,107	62,947	17,922	15,864	49,378	1,233	414,356	1,869
75-79	4,446	9	12,950	52,646	8,504	11,634	28,058	334	374,923	1,954
80-84	3,717	3	7,147	37,891	5,173	8,091	15,980	93	283,069	1,963
85+	5,657	0	2,618	24,608	2,507	6,057	8,904	429	170,142	2,520

Note : a) Married couple without child(ren) h) Married couple with parents
 b) Married couple with brother(s) or sister(s) or relative(s) i) Married couple with one parent
 c) Household head with brother(s) or sister(s) j) Married couple with own child(ren) and brother(s) or sister(s)
 d) Household head with other relative(s) k) Grandparent(s) with own grandchild(ren)
 e) Married couple with own child(ren) l) Married couple with own child(ren) and parents
 f) Father with own child(ren) m) Married couple with own child(ren) and one parent
 g) Mother with own child(ren)

6. 가구의 연령 및 가구구성별 가구(계속)

Households by Household Head's Age and Household Composition(Cont'd)

단위 : %
Unit : %

[2022년]

연령 Age	계 Total	1세대 가구 One generation household					2세대 가구 Two generation household			
		부부 a)	부부+형제자매 (친인척) b)	가구주+ 형제자매 c)	가구주+기타 친인척 d)	기타 Others	부부+자녀 e)	부+자녀 f)	모+자녀 g)	부부+양친 h)
합계 Total	100.0	100.0	100.0	100.0	100.0	100.0	100.0	100.0	100.0	100.0
0-14	0.0	0.0	0.0	0.3	0.0	0.0	0.0	0.0	0.0	0.0
15-19	0.3	0.0	0.0	3.2	0.9	0.2	0.0	0.0	0.1	0.0
20-24	1.6	0.1	0.2	17.6	6.5	2.1	0.1	0.3	0.7	0.0
25-29	3.8	2.9	8.5	42.3	10.8	7.8	1.2	0.8	2.4	0.8
30-34	5.7	4.5	16.6	18.8	8.4	6.3	6.5	2.0	4.7	1.8
35-39	7.9	2.2	6.9	8.0	7.3	4.8	13.1	5.8	8.4	1.5
40-44	10.4	2.1	4.6	3.9	7.8	5.2	17.6	12.9	13.6	1.7
45-49	11.0	4.5	7.3	2.2	8.7	7.9	16.9	17.6	15.7	4.9
50-54	12.1	8.6	10.4	1.6	10.1	12.1	16.2	19.8	16.1	10.9
55-59	11.6	11.8	11.8	1.0	10.1	13.3	13.4	16.7	13.9	17.8
60-64	11.6	18.1	13.9	0.7	9.5	14.5	9.2	12.0	11.0	21.2
65-69	8.9	18.0	9.6	0.3	6.6	10.2	4.0	6.0	6.3	13.3
70-74	6.1	12.2	4.9	0.1	4.6	7.3	1.2	2.7	3.6	8.0
75-79	4.3	7.6	2.8	0.1	3.7	4.0	0.5	1.5	2.1	7.0
80-84	3.0	4.9	1.4	0.0	2.8	2.9	0.2	1.0	1.0	6.2
85+	1.7	2.3	1.0	0.0	2.3	1.5	0.1	0.6	0.4	4.8

연령 Age	2세대 가구 Two generation household				3세대 가구 Three generation household			4세대 이상 Four or more generation	1인 가구 One person household	비친족 가구 Non relative household
	부부+한부모 i)	부부+자녀+ 형제자매 j)	조부모+ 손자녀 k)	기타 Others	부부+자녀 +양친 l)	부부+자녀 +한부모 m)	기타 Others			
합계 Total	100.0	100.0	100.0	100.0	100.0	100.0	100.0	100.0	100.0	100.0
0-14	0.0	0.0	0.0	0.0	0.0	0.0	0.0	0.0	0.0	0.0
15-19	0.0	0.0	0.0	0.1	0.0	0.0	0.0	0.0	0.7	4.7
20-24	0.0	0.5	0.1	0.7	0.0	0.0	0.2	0.1	4.8	23.1
25-29	0.7	4.2	0.1	1.8	0.6	0.5	0.9	0.9	8.3	25.3
30-34	1.7	19.2	0.0	2.6	3.0	3.3	2.5	2.3	6.5	11.5
35-39	1.5	28.0	0.0	4.1	6.1	8.6	4.7	3.6	5.3	6.5
40-44	2.1	20.8	0.1	6.1	8.0	14.6	6.8	4.2	5.6	5.9
45-49	7.0	11.5	0.5	8.2	6.9	16.9	7.5	3.5	6.0	5.7
50-54	15.4	8.6	2.2	10.3	6.9	18.6	9.4	8.2	6.9	5.3
55-59	20.5	4.4	8.1	11.1	9.6	15.3	12.4	14.3	7.5	3.9
60-64	23.6	2.0	20.7	12.7	17.7	10.0	18.2	27.8	9.3	2.6
65-69	15.5	0.6	26.6	12.0	19.4	4.8	16.3	22.6	9.6	1.1
70-74	5.3	0.1	20.1	10.8	11.4	2.8	10.2	7.3	9.8	1.0
75-79	2.1	0.0	12.3	9.0	5.4	2.0	5.8	2.0	8.8	1.0
80-84	1.8	0.0	6.8	6.5	3.3	1.4	3.3	0.6	6.7	1.0
85+	2.7	0.0	2.5	4.2	1.6	1.1	1.8	2.6	4.0	1.3

Note : a) Married couple without child(ren)
 b) Married couple with brother(s) or sister(s) or relative(s)
 c) Household head with brother(s) or sister(s)
 d) Household head with other relative(s)
 e) Married couple with own child(ren)
 f) Father with own child(ren)
 g) Mother with own child(ren)
 h) Married couple with parents
 i) Married couple with one parent
 j) Married couple with own child(ren) and brother(s) or sister(s)
 k) Grandparent(s) with own grandchild(ren)
 l) Married couple with own child(ren) and parents
 m) Married couple with own child(ren) and one parent

6. 가구주의 연령 및 가구구성별 가구(계속)

Households by Household Head's Age and Household Composition(Cont'd)

단위 : 가구

Unit : household

[2023년]

연령 Age	계 Total	1세대 가구 One generation household					2세대 가구 Two generation household			
		부부 a)	부부+형제자매 (친인척) b)	가구주+ 형제자매 c)	가구주+기타 친인척 d)	기타 Others	부부+자녀 e)	부+자녀 f)	모+자녀 g)	부부+양친 h)
합계 Total	19,390,772	3,625,834	38,952	174,406	41,733	63,453	7,095,744	370,716	1,274,420	35,720
0-14	1,008	0	0	501	14	5	0	8	26	0
15-19	46,986	16	3	5,500	359	97	140	171	828	0
20-24	293,979	4,886	76	29,647	2,579	1,227	3,441	1,222	8,459	3
25-29	713,181	99,118	3,192	73,310	4,388	4,778	80,798	3,082	30,288	263
30-34	1,130,980	165,797	6,583	34,364	3,615	4,065	474,552	7,746	61,564	659
35-39	1,449,093	76,036	2,564	13,599	2,898	2,867	886,064	20,353	102,151	506
40-44	1,994,437	74,710	1,764	6,817	3,256	3,289	1,253,672	48,046	174,238	599
45-49	2,063,424	156,413	2,721	3,898	3,537	4,837	1,167,920	63,454	193,899	1,685
50-54	2,348,979	307,495	4,075	2,894	4,271	7,734	1,167,880	74,218	206,483	3,901
55-59	2,230,090	416,169	4,524	1,683	4,187	8,298	949,094	61,687	175,613	6,195
60-64	2,256,425	650,536	5,437	1,168	4,015	9,215	664,459	44,984	140,882	7,522
65-69	1,835,881	681,662	3,959	601	2,901	6,847	300,704	23,638	85,690	4,959
70-74	1,225,391	449,022	1,971	203	1,974	4,753	91,661	10,167	47,795	2,876
75-79	871,125	280,035	1,121	135	1,575	2,600	34,389	5,773	27,543	2,531
80-84	586,825	176,574	568	58	1,172	1,824	15,492	3,735	13,248	2,225
85+	342,968	87,365	394	28	992	1,017	5,478	2,432	5,713	1,796

연령 Age	2세대 가구 Two generation household				3세대 가구 Three generation household			4세대 이상 Four or more generation	1인 가구 One person household	비친족 가구 Non relative household
	부부+한부모 i)	부부+자녀+ 형제자매 j)	조부모+ 손자녀 k)	기타 Others	부부+자녀 +양친 l)	부부+자녀 +한부모 m)	기타 Others			
합계 Total	210,281	45,097	108,922	593,113	157,690	565,194	489,430	16,776	4,300,201	183,090
0-14	0	0	2	23	0	0	4	0	404	21
15-19	1	15	17	561	1	4	60	0	30,713	8,500
20-24	60	239	76	3,923	62	149	793	18	195,890	41,229
25-29	1,388	1,801	79	9,968	944	2,925	4,132	152	346,465	46,110
30-34	3,552	8,899	32	15,367	4,780	19,181	12,284	395	285,406	22,139
35-39	2,994	12,201	26	22,389	9,125	46,332	21,584	563	215,301	11,540
40-44	4,471	9,473	76	35,824	12,518	82,480	32,888	694	238,685	10,937
45-49	13,951	5,152	461	46,424	10,485	92,679	35,009	552	250,036	10,311
50-54	32,323	3,989	2,348	60,913	10,931	106,229	45,628	1,354	296,427	9,886
55-59	42,067	2,029	8,436	64,218	14,786	86,372	58,812	2,285	316,429	7,206
60-64	49,403	935	22,149	74,838	27,825	57,167	88,872	4,645	397,664	4,709
65-69	34,156	285	29,834	74,405	32,025	29,017	83,655	4,020	435,389	2,134
70-74	11,468	66	21,851	64,835	18,069	16,207	50,991	1,273	428,390	1,819
75-79	4,630	10	13,486	54,658	8,498	11,954	29,129	338	390,778	1,942
80-84	3,798	3	7,278	38,690	5,066	8,144	16,215	70	290,711	1,954
85+	6,019	0	2,771	26,077	2,575	6,354	9,374	417	181,513	2,653

Note : a) Married couple without child(ren)
 b) Married couple with brother(s) or sister(s) or relative(s)
 c) Household head with brother(s) or sister(s)
 d) Household head with other relative(s)
 e) Married couple with own child(ren)
 f) Father with own child(ren)
 g) Mother with own child(ren)
 h) Married couple with parents
 i) Married couple with one parent
 j) Married couple with own child(ren) and brother(s) or sister(s)
 k) Grandparent(s) with own grandchild(ren)
 l) Married couple with own child(ren) and parents
 m) Married couple with own child(ren) and one parent

6. 가구주의 연령 및 가구구성별 가구(계속)

Households by Household Head's Age and Household Composition(Cont'd)

단위 : %
Unit : %

[2023년]

연령 Age	계 Total	1세대 가구 One generation household					2세대 가구 Two generation household			
		부부 a)	부부+형제자매 (친인척) b)	가구주+ 형제자매 c)	가구주+기타 친인척 d)	기타 Others	부부+자녀 e)	부+자녀 f)	모+자녀 g)	부부+양친 h)
합계 Total	100.0	100.0	100.0	100.0	100.0	100.0	100.0	100.0	100.0	100.0
0-14	0.0	0.0	0.0	0.3	0.0	0.0	0.0	0.0	0.0	0.0
15-19	0.2	0.0	0.0	3.2	0.9	0.2	0.0	0.0	0.1	0.0
20-24	1.5	0.1	0.2	17.0	6.2	1.9	0.0	0.3	0.7	0.0
25-29	3.7	2.7	8.2	42.0	10.5	7.5	1.1	0.8	2.4	0.7
30-34	5.8	4.6	16.9	19.7	8.7	6.4	6.7	2.1	4.8	1.8
35-39	7.5	2.1	6.6	7.8	6.9	4.5	12.5	5.5	8.0	1.4
40-44	10.3	2.1	4.5	3.9	7.8	5.2	17.7	13.0	13.7	1.7
45-49	10.6	4.3	7.0	2.2	8.5	7.6	16.5	17.1	15.2	4.7
50-54	12.1	8.5	10.5	1.7	10.2	12.2	16.5	20.0	16.2	10.9
55-59	11.5	11.5	11.6	1.0	10.0	13.1	13.4	16.6	13.8	17.3
60-64	11.6	17.9	14.0	0.7	9.6	14.5	9.4	12.1	11.1	21.1
65-69	9.5	18.8	10.2	0.3	7.0	10.8	4.2	6.4	6.7	13.9
70-74	6.3	12.4	5.1	0.1	4.7	7.5	1.3	2.7	3.8	8.1
75-79	4.5	7.7	2.9	0.1	3.8	4.1	0.5	1.6	2.2	7.1
80-84	3.0	4.9	1.5	0.0	2.8	2.9	0.2	1.0	1.0	6.2
85+	1.8	2.4	1.0	0.0	2.4	1.6	0.1	0.7	0.4	5.0

연령 Age	2세대 가구 Two generation household				3세대 가구 Three generation household			4세대 이상 Four or more generation	1인 가구 One person household	비친족 가구 Non relative household
	부부+한부모 i)	부부+자녀+ 형제자매 j)	조부모+ 손자녀 k)	기타 Others	부부+자녀 +양친 l)	부부+자녀 +한부모 m)	기타 Others			
합계 Total	100.0	100.0	100.0	100.0	100.0	100.0	100.0	100.0	100.0	100.0
0-14	0.0	0.0	0.0	0.0	0.0	0.0	0.0	0.0	0.0	0.0
15-19	0.0	0.0	0.0	0.1	0.0	0.0	0.0	0.0	0.7	4.6
20-24	0.0	0.5	0.1	0.7	0.0	0.0	0.2	0.1	4.6	22.5
25-29	0.7	4.0	0.1	1.7	0.6	0.5	0.8	0.9	8.1	25.2
30-34	1.7	19.7	0.0	2.6	3.0	3.4	2.5	2.4	6.6	12.1
35-39	1.4	27.1	0.0	3.8	5.8	8.2	4.4	3.4	5.0	6.3
40-44	2.1	21.0	0.1	6.0	7.9	14.6	6.7	4.1	5.6	6.0
45-49	6.6	11.4	0.4	7.8	6.6	16.4	7.2	3.3	5.8	5.6
50-54	15.4	8.8	2.2	10.3	6.9	18.8	9.3	8.1	6.9	5.4
55-59	20.0	4.5	7.7	10.8	9.4	15.3	12.0	13.6	7.4	3.9
60-64	23.5	2.1	20.3	12.6	17.6	10.1	18.2	27.7	9.2	2.6
65-69	16.2	0.6	27.4	12.5	20.3	5.1	17.1	24.0	10.1	1.2
70-74	5.5	0.1	20.1	10.9	11.5	2.9	10.4	7.6	10.0	1.0
75-79	2.2	0.0	12.4	9.2	5.4	2.1	6.0	2.0	9.1	1.1
80-84	1.8	0.0	6.7	6.5	3.2	1.4	3.3	0.4	6.8	1.1
85+	2.9	0.0	2.5	4.4	1.6	1.1	1.9	2.5	4.2	1.4

Note : a) Married couple without child(ren) h) Married couple with parents
 b) Married couple with brother(s) or sister(s) or relative(s) i) Married couple with one parent
 c) Household head with brother(s) or sister(s) j) Married couple with own child(ren) and brother(s) or sister(s)
 d) Household head with other relative(s) k) Grandparent(s) with own grandchild(ren)
 e) Married couple with own child(ren) l) Married couple with own child(ren) and parents
 f) Father with own child(ren) m) Married couple with own child(ren) and one parent
 g) Mother with own child(ren)

6. 가구의 연령 및 가구구성별 가구(계속)

Households by Household Head's Age and Household Composition(Cont'd)

단위 : 가구

Unit : household

[2024년]

연령 Age	계 Total	1세대 가구 One generation household					2세대 가구 Two generation household			
		부부 a)	부부+형제자매 (친인척) b)	가구주+ 형제자매 c)	가구주+기타 친인척 d)	기타 Others	부부+자녀 e)	부+자녀 f)	모+자녀 g)	부부+양친 h)
합계 Total	19,497,903	3,710,047	39,283	171,086	41,826	64,053	7,050,942	371,157	1,274,010	36,107
0-14	1,003	0	0	498	14	5	0	7	26	0
15-19	45,123	15	3	5,326	343	92	134	166	793	0
20-24	280,076	4,557	63	28,109	2,459	1,153	3,226	1,176	8,100	3
25-29	691,345	96,091	3,072	71,180	4,263	4,639	77,539	3,002	29,416	256
30-34	1,158,800	170,025	6,745	35,232	3,717	4,179	485,590	7,973	63,338	677
35-39	1,406,646	74,440	2,515	13,375	2,832	2,807	858,688	19,722	99,202	496
40-44	1,953,703	73,679	1,727	6,649	3,200	3,232	1,226,570	47,434	171,305	590
45-49	2,030,474	153,532	2,671	3,871	3,493	4,757	1,149,737	62,546	190,774	1,643
50-54	2,341,935	308,242	4,076	2,895	4,283	7,760	1,162,424	74,135	205,410	3,897
55-59	2,238,300	417,435	4,548	1,703	4,223	8,355	953,745	62,106	176,091	6,175
60-64	2,252,036	651,539	5,439	1,169	4,015	9,226	662,112	44,857	140,229	7,466
65-69	1,943,776	723,594	4,191	634	3,061	7,245	317,463	24,946	90,534	5,199
70-74	1,286,101	472,467	2,070	215	2,052	4,993	96,588	10,687	50,343	2,979
75-79	914,644	294,085	1,178	141	1,650	2,724	35,884	6,052	29,021	2,624
80-84	590,354	177,610	567	60	1,177	1,815	15,465	3,765	13,357	2,219
85+	363,587	92,736	418	29	1,044	1,071	5,777	2,583	6,071	1,883

연령 Age	2세대 가구 Two generation household				3세대 가구 Three generation household			4세대 이상 Four or more generation	1인 가구 One person household	비친족 가구 Non relative household
	부부+한부모 i)	부부+자녀+ 형제자매 j)	조부모+ 손자녀 k)	기타 Others	부부+자녀 +양친 l)	부부+자녀 +한부모 m)	기타 Others			
합계 Total	213,017	43,999	112,632	600,720	158,076	559,615	494,454	16,707	4,361,406	178,766
0-14	0	0	2	23	0	0	4	0	403	21
15-19	1	14	15	534	1	4	57	0	29,544	8,081
20-24	56	225	74	3,730	61	139	756	17	186,958	39,214
25-29	1,341	1,668	77	9,588	921	2,805	3,979	146	336,729	44,633
30-34	3,637	8,914	32	15,582	4,908	19,487	12,516	397	293,229	22,622
35-39	2,910	11,719	26	21,539	8,816	44,334	20,805	539	210,638	11,243
40-44	4,413	9,107	76	34,996	12,217	80,133	32,080	671	234,951	10,673
45-49	13,629	5,048	450	45,495	10,299	90,255	34,276	531	247,351	10,116
50-54	32,343	3,955	2,365	60,647	10,873	105,256	45,245	1,321	296,988	9,820
55-59	42,074	2,039	8,419	64,217	14,645	86,309	58,343	2,194	318,480	7,199
60-64	49,299	928	22,181	74,485	27,442	56,605	88,304	4,555	397,598	4,587
65-69	36,140	299	31,640	78,540	33,387	30,411	88,258	4,221	461,903	2,110
70-74	12,127	69	22,949	67,711	18,493	16,791	53,426	1,331	449,019	1,791
75-79	4,853	11	14,133	57,280	8,516	12,384	30,410	334	411,405	1,959
80-84	3,816	3	7,272	38,826	4,863	8,062	16,163	49	293,351	1,914
85+	6,378	0	2,921	27,527	2,634	6,640	9,832	401	192,859	2,783

Note : a) Married couple without child(ren)
 b) Married couple with brother(s) or sister(s) or relative(s)
 c) Household head with brother(s) or sister(s)
 d) Household head with other relative(s)
 e) Married couple with own child(ren)
 f) Father with own child(ren)
 g) Mother with own child(ren)
 h) Married couple with parents
 i) Married couple with one parent
 j) Married couple with own child(ren) and brother(s) or sister(s)
 k) Grandparent(s) with own grandchild(ren)
 l) Married couple with own child(ren) and parents
 m) Married couple with own child(ren) and one parent

6. 가구의 연령 및 가구구성별 가구(계속)

Households by Household Head's Age and Household Composition(Cont'd)

단위 : %
Unit : %

[2024년]

연령 Age	계 Total	1세대 가구 One generation household					2세대 가구 Two generation household			
		부부 a)	부부+형제자매 (친인척) b)	가구주+ 형제자매 c)	가구주+기타 친인척 d)	기타 Others	부부+자녀 e)	부+자녀 f)	모+자녀 g)	부부+양친 h)
합계 Total	100.0	100.0	100.0	100.0	100.0	100.0	100.0	100.0	100.0	100.0
0-14	0.0	0.0	0.0	0.3	0.0	0.0	0.0	0.0	0.0	0.0
15-19	0.2	0.0	0.0	3.1	0.8	0.1	0.0	0.0	0.1	0.0
20-24	1.4	0.1	0.2	16.4	5.9	1.8	0.0	0.3	0.6	0.0
25-29	3.5	2.6	7.8	41.6	10.2	7.2	1.1	0.8	2.3	0.7
30-34	5.9	4.6	17.2	20.6	8.9	6.5	6.9	2.1	5.0	1.9
35-39	7.2	2.0	6.4	7.8	6.8	4.4	12.2	5.3	7.8	1.4
40-44	10.0	2.0	4.4	3.9	7.7	5.0	17.4	12.8	13.4	1.6
45-49	10.4	4.1	6.8	2.3	8.4	7.4	16.3	16.9	15.0	4.6
50-54	12.0	8.3	10.4	1.7	10.2	12.1	16.5	20.0	16.1	10.8
55-59	11.5	11.3	11.6	1.0	10.1	13.0	13.5	16.7	13.8	17.1
60-64	11.6	17.6	13.8	0.7	9.6	14.4	9.4	12.1	11.0	20.7
65-69	10.0	19.5	10.7	0.4	7.3	11.3	4.5	6.7	7.1	14.4
70-74	6.6	12.7	5.3	0.1	4.9	7.8	1.4	2.9	4.0	8.3
75-79	4.7	7.9	3.0	0.1	3.9	4.3	0.5	1.6	2.3	7.3
80-84	3.0	4.8	1.4	0.0	2.8	2.8	0.2	1.0	1.0	6.1
85+	1.9	2.5	1.1	0.0	2.5	1.7	0.1	0.7	0.5	5.2

연령 Age	2세대 가구 Two generation household				3세대 가구 Three generation household			4세대 이상 Four or more generation	1인 가구 One person household	비친족 가구 Non relative household
	부부+한부모 i)	부부+자녀+ 형제자매 j)	조부모+ 손자녀 k)	기타 Others	부부+자녀 +양친 l)	부부+자녀 +한부모 m)	기타 Others			
합계 Total	100.0	100.0	100.0	100.0	100.0	100.0	100.0	100.0	100.0	100.0
0-14	0.0	0.0	0.0	0.0	0.0	0.0	0.0	0.0	0.0	0.0
15-19	0.0	0.0	0.0	0.1	0.0	0.0	0.0	0.0	0.7	4.5
20-24	0.0	0.5	0.1	0.6	0.0	0.0	0.2	0.1	4.3	21.9
25-29	0.6	3.8	0.1	1.6	0.6	0.5	0.8	0.9	7.7	25.0
30-34	1.7	20.3	0.0	2.6	3.1	3.5	2.5	2.4	6.7	12.7
35-39	1.4	26.6	0.0	3.6	5.6	7.9	4.2	3.2	4.8	6.3
40-44	2.1	20.7	0.1	5.8	7.7	14.3	6.5	4.0	5.4	6.0
45-49	6.4	11.5	0.4	7.6	6.5	16.1	6.9	3.2	5.7	5.7
50-54	15.2	9.0	2.1	10.1	6.9	18.8	9.2	7.9	6.8	5.5
55-59	19.8	4.6	7.5	10.7	9.3	15.4	11.8	13.1	7.3	4.0
60-64	23.1	2.1	19.7	12.4	17.4	10.1	17.9	27.3	9.1	2.6
65-69	17.0	0.7	28.1	13.1	21.1	5.4	17.8	25.3	10.6	1.2
70-74	5.7	0.2	20.4	11.3	11.7	3.0	10.8	8.0	10.3	1.0
75-79	2.3	0.0	12.5	9.5	5.4	2.2	6.2	2.0	9.4	1.1
80-84	1.8	0.0	6.5	6.5	3.1	1.4	3.3	0.3	6.7	1.1
85+	3.0	0.0	2.6	4.6	1.7	1.2	2.0	2.4	4.4	1.6

Note : a) Married couple without child(ren)
 b) Married couple with brother(s) or sister(s) or relative(s)
 c) Household head with brother(s) or sister(s)
 d) Household head with other relative(s)
 e) Married couple with own child(ren)
 f) Father with own child(ren)
 g) Mother with own child(ren)
 h) Married couple with parents
 i) Married couple with one parent
 j) Married couple with own child(ren) and brother(s) or sister(s)
 k) Grandparent(s) with own grandchild(ren)
 l) Married couple with own child(ren) and parents
 m) Married couple with own child(ren) and one parent

6. 가구의 연령 및 가구구성별 가구(계속)

Households by Household Head's Age and Household Composition(Cont'd)

단위 : 가구

Unit : household

【2025년】

연령 Age	계 Total	1세대 가구 One generation household					2세대 가구 Two generation household			
		부부 a)	부부+형제자매 (친인척) b)	가구주+ 형제자매 c)	가구주+기타 친인척 d)	기타 Others	부부+자녀 e)	부+자녀 f)	모+자녀 g)	부부+양친 h)
합계 Total	19,593,767	3,790,207	39,523	167,233	41,855	64,572	7,003,859	371,188	1,272,690	36,430
0-14	1,002	0	0	498	14	5	0	8	26	0
15-19	44,478	13	2	5,236	337	91	132	164	781	0
20-24	260,656	4,069	52	26,004	2,287	1,052	2,920	1,104	7,538	2
25-29	669,796	92,588	2,934	69,219	4,149	4,503	73,840	2,922	28,510	247
30-34	1,177,821	172,527	6,835	35,689	3,783	4,250	493,964	8,154	64,688	688
35-39	1,393,104	74,358	2,521	13,413	2,819	2,802	848,977	19,505	98,298	494
40-44	1,876,099	71,222	1,662	6,376	3,084	3,113	1,176,454	45,848	165,021	570
45-49	2,033,541	153,348	2,671	3,911	3,510	4,762	1,151,962	62,745	191,041	1,630
50-54	2,301,155	304,512	4,016	2,853	4,232	7,668	1,140,254	72,978	201,392	3,833
55-59	2,267,202	422,669	4,611	1,737	4,293	8,491	967,058	63,092	178,171	6,214
60-64	2,229,958	646,943	5,397	1,162	3,985	9,166	655,127	44,405	138,558	7,350
65-69	2,029,683	757,478	4,376	663	3,190	7,563	330,834	25,976	94,356	5,378
70-74	1,379,349	507,816	2,220	232	2,180	5,360	103,805	11,472	54,163	3,154
75-79	954,854	306,805	1,223	150	1,723	2,828	37,075	6,301	30,300	2,705
80-84	591,157	177,818	561	59	1,174	1,796	15,387	3,782	13,422	2,198
85+	383,912	98,041	442	31	1,095	1,122	6,070	2,732	6,425	1,967

연령 Age	2세대 가구 Two generation household				3세대 가구 Three generation household			4세대 이상 Four or more generation	1인 가구 One person household	비친족 가구 Non relative household
	부부+한부모 i)	부부+자녀+ 형제자매 j)	조부모+ 손자녀 k)	기타 Others	부부+자녀 +양친 l)	부부+자녀 +한부모 m)	기타 Others			
합계 Total	215,331	43,009	116,287	608,267	158,182	553,812	499,075	16,594	4,421,560	174,093
0-14	0	0	2	23	0	0	4	0	401	21
15-19	1	14	15	521	1	4	56	0	29,187	7,923
20-24	50	206	68	3,460	57	126	699	16	174,434	36,512
25-29	1,289	1,541	74	9,218	895	2,670	3,819	140	327,854	43,384
30-34	3,692	8,877	33	15,683	5,011	19,695	12,669	398	298,322	22,863
35-39	2,888	11,479	27	21,148	8,693	43,283	20,463	526	210,241	11,169
40-44	4,267	8,605	74	33,502	11,693	76,268	30,673	637	226,818	10,212
45-49	13,546	5,036	445	45,375	10,294	89,454	34,152	519	249,040	10,100
50-54	31,890	3,867	2,352	59,514	10,660	102,788	44,213	1,269	293,248	9,616
55-59	42,483	2,069	8,484	64,815	14,643	87,021	58,436	2,125	323,533	7,257
60-64	48,804	916	22,010	73,536	26,826	55,661	87,020	4,430	394,222	4,440
65-69	37,741	311	33,077	81,721	34,337	31,448	91,863	4,374	482,946	2,051
70-74	13,083	74	24,618	72,308	19,321	17,788	57,178	1,422	481,352	1,803
75-79	5,058	11	14,698	59,720	8,443	12,754	31,504	324	431,258	1,974
80-84	3,808	3	7,244	38,777	4,625	7,939	16,052	33	294,620	1,859
85+	6,731	0	3,066	28,946	2,683	6,913	10,274	381	204,084	2,909

Note : a) Married couple without child(ren)
 b) Married couple with brother(s) or sister(s) or relative(s)
 c) Household head with brother(s) or sister(s)
 d) Household head with other relative(s)
 e) Married couple with own child(ren)
 f) Father with own child(ren)
 g) Mother with own child(ren)
 h) Married couple with parents
 i) Married couple with one parent
 j) Married couple with own child(ren) and brother(s) or sister(s)
 k) Grandparent(s) with own grandchild(ren)
 l) Married couple with own child(ren) and parents
 m) Married couple with own child(ren) and one parent

6. 가구주의 연령 및 가구구성별 가구(계속)

Households by Household Head's Age and Household Composition(Cont'd)

단 위 : %
Unit : %

【2025년】

연령 Age	계 Total	1세대 가구 One generation household					2세대 가구 Two generation household			
		부부 a)	부부+형제자매 (친인척) b)	가구주+ 형제자매 c)	가구주+기타 친인척 d)	기타 Others	부부+자녀 e)	부+자녀 f)	모+자녀 g)	부부+양친 h)
합계 Total	100.0	100.0	100.0	100.0	100.0	100.0	100.0	100.0	100.0	100.0
0-14	0.0	0.0	0.0	0.3	0.0	0.0	0.0	0.0	0.0	0.0
15-19	0.2	0.0	0.0	3.1	0.8	0.1	0.0	0.0	0.1	0.0
20-24	1.3	0.1	0.1	15.5	5.5	1.6	0.0	0.3	0.6	0.0
25-29	3.4	2.4	7.4	41.4	9.9	7.0	1.1	0.8	2.2	0.7
30-34	6.0	4.6	17.3	21.3	9.0	6.6	7.1	2.2	5.1	1.9
35-39	7.1	2.0	6.4	8.0	6.7	4.3	12.1	5.3	7.7	1.4
40-44	9.6	1.9	4.2	3.8	7.4	4.8	16.8	12.4	13.0	1.6
45-49	10.4	4.0	6.8	2.3	8.4	7.4	16.4	16.9	15.0	4.5
50-54	11.7	8.0	10.2	1.7	10.1	11.9	16.3	19.7	15.8	10.5
55-59	11.6	11.2	11.7	1.0	10.3	13.1	13.8	17.0	14.0	17.1
60-64	11.4	17.1	13.7	0.7	9.5	14.2	9.4	12.0	10.9	20.2
65-69	10.4	20.0	11.1	0.4	7.6	11.7	4.7	7.0	7.4	14.8
70-74	7.0	13.4	5.6	0.1	5.2	8.3	1.5	3.1	4.3	8.7
75-79	4.9	8.1	3.1	0.1	4.1	4.4	0.5	1.7	2.4	7.4
80-84	3.0	4.7	1.4	0.0	2.8	2.8	0.2	1.0	1.1	6.0
85+	2.0	2.6	1.1	0.0	2.6	1.7	0.1	0.7	0.5	5.4

연령 Age	2세대 가구 Two generation household				3세대 가구 Three generation household			4세대 이상 Four or more generation	1인 가구 One person household	비친족 가구 Non relative household
	부부+한부모 i)	부부+자녀+ 형제자매 j)	조부모+ 손자녀 k)	기타 Others	부부+자녀 +양친 l)	부부+자녀 +한부모 m)	기타 Others			
합계 Total	100.0	100.0	100.0	100.0	100.0	100.0	100.0	100.0	100.0	100.0
0-14	0.0	0.0	0.0	0.0	0.0	0.0	0.0	0.0	0.0	0.0
15-19	0.0	0.0	0.0	0.1	0.0	0.0	0.0	0.0	0.7	4.6
20-24	0.0	0.5	0.1	0.6	0.0	0.0	0.1	0.1	3.9	21.0
25-29	0.6	3.6	0.1	1.5	0.6	0.5	0.8	0.8	7.4	24.9
30-34	1.7	20.6	0.0	2.6	3.2	3.6	2.5	2.4	6.7	13.1
35-39	1.3	26.7	0.0	3.5	5.5	7.8	4.1	3.2	4.8	6.4
40-44	2.0	20.0	0.1	5.5	7.4	13.8	6.1	3.8	5.1	5.9
45-49	6.3	11.7	0.4	7.5	6.5	16.2	6.8	3.1	5.6	5.8
50-54	14.8	9.0	2.0	9.8	6.7	18.6	8.9	7.6	6.6	5.5
55-59	19.7	4.8	7.3	10.7	9.3	15.7	11.7	12.8	7.3	4.2
60-64	22.7	2.1	18.9	12.1	17.0	10.1	17.4	26.7	8.9	2.6
65-69	17.5	0.7	28.4	13.4	21.7	5.7	18.4	26.4	10.9	1.2
70-74	6.1	0.2	21.2	11.9	12.2	3.2	11.5	8.6	10.9	1.0
75-79	2.3	0.0	12.6	9.8	5.3	2.3	6.3	2.0	9.8	1.1
80-84	1.8	0.0	6.2	6.4	2.9	1.4	3.2	0.2	6.7	1.1
85+	3.1	0.0	2.6	4.8	1.7	1.2	2.1	2.3	4.6	1.7

Note : a) Married couple without child(ren)
 b) Married couple with brother(s) or sister(s) or relative(s)
 c) Household head with brother(s) or sister(s)
 d) Household head with other relative(s)
 e) Married couple with own child(ren)
 f) Father with own child(ren)
 g) Mother with own child(ren)
 h) Married couple with parents
 i) Married couple with one parent
 j) Married couple with own child(ren) and brother(s) or sister(s)
 k) Grandparent(s) with own grandchild(ren)
 l) Married couple with own child(ren) and parents
 m) Married couple with own child(ren) and one parent

6. 가구의 연령 및 가구구성별 가구(계속)

Households by Household Head's Age and Household Composition(Cont'd)

단위 : 가구

Unit : household

[2026년]

연령 Age	계 Total	1세대 가구 One generation household					2세대 가구 Two generation household			
		부부 a)	부부+형제자매 (친인척) b)	가구주+ 형제자매 c)	가구주+기타 친인척 d)	기타 Others	부부+자녀 e)	부+자녀 f)	모+자녀 g)	부부+양친 h)
합계 Total	19,676,345	3,865,359	39,660	162,849	41,836	65,030	6,953,696	370,813	1,270,394	36,726
0-14	1,002	0	0	498	14	5	0	8	26	0
15-19	44,181	13	2	5,157	332	89	129	163	771	0
20-24	242,045	3,529	39	23,906	2,126	948	2,590	1,033	6,975	2
25-29	645,551	88,859	2,791	67,021	4,013	4,348	69,904	2,828	27,497	239
30-34	1,181,441	172,637	6,832	35,640	3,795	4,261	496,149	8,235	65,208	690
35-39	1,394,381	75,213	2,556	13,628	2,838	2,833	848,038	19,444	98,345	501
40-44	1,787,504	68,193	1,585	6,118	2,953	2,979	1,119,959	43,808	157,506	545
45-49	2,061,501	155,659	2,710	3,991	3,571	4,835	1,167,438	63,756	193,637	1,644
50-54	2,234,226	297,063	3,910	2,780	4,130	7,485	1,105,431	70,991	195,152	3,726
55-59	2,306,504	430,171	4,699	1,776	4,383	8,670	984,376	64,339	181,008	6,286
60-64	2,202,193	640,020	5,342	1,153	3,944	9,083	647,253	43,881	136,646	7,221
65-69	2,096,663	784,514	4,518	686	3,290	7,811	340,841	26,746	97,271	5,501
70-74	1,487,401	548,402	2,390	248	2,345	5,780	111,648	12,355	58,532	3,363
75-79	988,254	317,394	1,257	157	1,782	2,914	38,028	6,505	31,371	2,764
80-84	597,938	179,999	562	58	1,171	1,811	15,531	3,830	13,645	2,188
85+	405,560	103,693	467	32	1,149	1,178	6,381	2,891	6,804	2,056

연령 Age	2세대 가구 Two generation household				3세대 가구 Three generation household			4세대 이상 Four or more generation	1인 가구 One person household	비친족 가구 Non relative household
	부부+한부모 i)	부부+자녀+ 형제자매 j)	조부모+ 손자녀 k)	기타 Others	부부+자녀 +양친 l)	부부+자녀 +한부모 m)	기타 Others			
합계 Total	217,230	42,077	119,826	615,663	157,978	547,744	503,175	16,444	4,480,529	169,316
0-14	0	0	2	22	0	0	4	0	402	21
15-19	1	14	15	510	1	4	55	0	29,084	7,841
20-24	43	187	64	3,197	52	113	638	15	162,529	34,059
25-29	1,234	1,416	72	8,816	866	2,525	3,647	132	317,447	41,896
30-34	3,697	8,728	33	15,583	5,048	19,660	12,658	394	299,404	22,789
35-39	2,898	11,380	27	20,976	8,663	42,664	20,333	519	212,293	11,232
40-44	4,078	8,120	71	31,771	11,109	71,885	29,092	602	217,423	9,707
45-49	13,700	5,070	449	45,861	10,402	89,745	34,455	515	253,860	10,203
50-54	31,043	3,736	2,303	57,697	10,323	99,181	42,672	1,203	286,092	9,308
55-59	43,110	2,106	8,605	65,724	14,721	88,078	58,835	2,071	330,201	7,345
60-64	48,179	906	21,744	72,384	26,114	54,658	85,475	4,291	389,609	4,290
65-69	38,972	320	34,222	84,138	34,939	32,166	94,591	4,487	499,688	1,962
70-74	14,120	80	26,528	77,739	20,263	18,958	61,484	1,519	519,814	1,833
75-79	5,229	11	15,153	61,706	8,297	13,023	32,374	312	448,005	1,972
80-84	3,818	3	7,318	39,084	4,446	7,881	16,119	24	298,634	1,816
85+	7,108	0	3,220	30,455	2,734	7,203	10,743	360	216,044	3,042

Note : a) Married couple without child(ren)
 b) Married couple with brother(s) or sister(s) or relative(s)
 c) Household head with brother(s) or sister(s)
 d) Household head with other relatives(s)
 e) Married couple with own child(ren)
 f) Father with own child(ren)
 g) Mother with own child(ren)
 h) Married couple with parents
 i) Married couple with one parent
 j) Married couple with own child(ren) and brother(s) or sister(s)
 k) Grandparent(s) with own grandchild(ren)
 l) Married couple with own child(ren) and parents
 m) Married couple with own child(ren) and one parent

6. 가구의 연령 및 가구구성별 가구(계속)

Households by Household Head's Age and Household Composition(Cont'd)

단위 : %
Unit : %

[2026년]

연령 Age	계 Total	1세대 가구 One generation household					2세대 가구 Two generation household			
		부부 a)	부부+형제자매 (친인척) b)	가구주+ 형제자매 c)	가구주+기타 친인척 d)	기타 Others	부부+자녀 e)	부+자녀 f)	모+자녀 g)	부부+양친 h)
합계 Total	100.0	100.0	100.0	100.0	100.0	100.0	100.0	100.0	100.0	100.0
0-14	0.0	0.0	0.0	0.3	0.0	0.0	0.0	0.0	0.0	0.0
15-19	0.2	0.0	0.0	3.2	0.8	0.1	0.0	0.0	0.1	0.0
20-24	1.2	0.1	0.1	14.7	5.1	1.5	0.0	0.3	0.5	0.0
25-29	3.3	2.3	7.0	41.2	9.6	6.7	1.0	0.8	2.2	0.7
30-34	6.0	4.5	17.2	21.9	9.1	6.6	7.1	2.2	5.1	1.9
35-39	7.1	1.9	6.4	8.4	6.8	4.4	12.2	5.2	7.7	1.4
40-44	9.1	1.8	4.0	3.8	7.1	4.6	16.1	11.8	12.4	1.5
45-49	10.5	4.0	6.8	2.5	8.5	7.4	16.8	17.2	15.2	4.5
50-54	11.4	7.7	9.9	1.7	9.9	11.5	15.9	19.1	15.4	10.1
55-59	11.7	11.1	11.8	1.1	10.5	13.3	14.2	17.4	14.2	17.1
60-64	11.2	16.6	13.5	0.7	9.4	14.0	9.3	11.8	10.8	19.7
65-69	10.7	20.3	11.4	0.4	7.9	12.0	4.9	7.2	7.7	15.0
70-74	7.6	14.2	6.0	0.2	5.6	8.9	1.6	3.3	4.6	9.2
75-79	5.0	8.2	3.2	0.1	4.3	4.5	0.5	1.8	2.5	7.5
80-84	3.0	4.7	1.4	0.0	2.8	2.8	0.2	1.0	1.1	6.0
85+	2.1	2.7	1.2	0.0	2.7	1.8	0.1	0.8	0.5	5.6

연령 Age	2세대 가구 Two generation household				3세대 가구 Three generation household			4세대 이상 Four or more generation	1인 가구 One person household	비친족 가구 Non relative household
	부부+한부모 i)	부부+자녀+ 형제자매 j)	조부모+ 손자녀 k)	기타 Others	부부+자녀 +양친 l)	부부+자녀 +한부모 m)	기타 Others			
합계 Total	100.0	100.0	100.0	100.0	100.0	100.0	100.0	100.0	100.0	100.0
0-14	0.0	0.0	0.0	0.0	0.0	0.0	0.0	0.0	0.0	0.0
15-19	0.0	0.0	0.0	0.1	0.0	0.0	0.0	0.0	0.6	4.6
20-24	0.0	0.4	0.1	0.5	0.0	0.0	0.1	0.1	3.6	20.1
25-29	0.6	3.4	0.1	1.4	0.5	0.5	0.7	0.8	7.1	24.7
30-34	1.7	20.7	0.0	2.5	3.2	3.6	2.5	2.4	6.7	13.5
35-39	1.3	27.0	0.0	3.4	5.5	7.8	4.0	3.2	4.7	6.6
40-44	1.9	19.3	0.1	5.2	7.0	13.1	5.8	3.7	4.9	5.7
45-49	6.3	12.0	0.4	7.4	6.6	16.4	6.8	3.1	5.7	6.0
50-54	14.3	8.9	1.9	9.4	6.5	18.1	8.5	7.3	6.4	5.5
55-59	19.8	5.0	7.2	10.7	9.3	16.1	11.7	12.6	7.4	4.3
60-64	22.2	2.2	18.1	11.8	16.5	10.0	17.0	26.1	8.7	2.5
65-69	17.9	0.8	28.6	13.7	22.1	5.9	18.8	27.3	11.2	1.2
70-74	6.5	0.2	22.1	12.6	12.8	3.5	12.2	9.2	11.6	1.1
75-79	2.4	0.0	12.6	10.0	5.3	2.4	6.4	1.9	10.0	1.2
80-84	1.8	0.0	6.1	6.3	2.8	1.4	3.2	0.1	6.7	1.1
85+	3.3	0.0	2.7	4.9	1.7	1.3	2.1	2.2	4.8	1.8

Note : a) Married couple without child(ren)
 b) Married couple with brother(s) or sister(s) or relative(s)
 c) Household head with brother(s) or sister(s)
 d) Household head with other relative(s)
 e) Married couple with own child(ren)
 f) Father with own child(ren)
 g) Mother with own child(ren)
 h) Married couple with parents
 i) Married couple with one parent
 j) Married couple with own child(ren) and brother(s) or sister(s)
 k) Grandparent(s) with own grandchild(ren)
 l) Married couple with own child(ren) and parents
 m) Married couple with own child(ren) and one parent

6. 가구의 연령 및 가구구성별 가구(계속)

Households by Household Head's Age and Household Composition(Cont'd)

단위 : 가구

Unit : household

【2027년】

연령 Age	계 Total	1세대 가구 One generation household					2세대 가구 Two generation household			
		부부 a)	부부+형제자매 (친인척) b)	가구주+ 형제자매 c)	가구주+기타 친인척 d)	기타 Others	부부+자녀 e)	부+자녀 f)	모+자녀 g)	부부+양친 h)
합계 Total	19,745,090	3,935,219	39,713	157,991	41,791	65,416	6,899,858	370,061	1,267,131	36,993
0-14	1,008	0	0	502	14	5	0	8	26	0
15-19	43,473	11	2	5,052	324	87	128	161	757	0
20-24	230,850	3,157	33	22,579	2,030	877	2,367	993	6,632	2
25-29	615,504	85,092	2,659	63,987	3,828	4,152	66,103	2,708	26,281	230
30-34	1,166,676	170,133	6,724	35,056	3,749	4,208	490,412	8,185	64,702	682
35-39	1,421,191	77,200	2,626	14,042	2,910	2,908	863,020	19,790	100,293	514
40-44	1,692,314	64,764	1,505	5,843	2,813	2,829	1,059,725	41,530	149,301	518
45-49	2,089,286	158,966	2,760	4,059	3,637	4,926	1,181,460	64,831	196,191	1,673
50-54	2,159,190	288,097	3,787	2,698	4,009	7,264	1,067,119	68,749	188,317	3,594
55-59	2,345,060	438,173	4,790	1,810	4,471	8,853	1,000,560	65,512	183,677	6,365
60-64	2,176,195	633,004	5,290	1,145	3,907	9,005	640,587	43,429	134,955	7,099
65-69	2,145,584	804,947	4,619	702	3,359	7,989	347,487	27,262	99,320	5,572
70-74	1,592,800	587,954	2,552	263	2,507	6,192	118,978	13,202	62,786	3,564
75-79	1,021,942	328,375	1,293	161	1,832	3,003	39,173	6,717	32,561	2,824
80-84	616,252	185,848	580	59	1,197	1,884	16,040	3,929	14,139	2,211
85+	427,765	109,498	493	33	1,204	1,234	6,699	3,055	7,193	2,145

연령 Age	2세대 가구 Two generation household				3세대 가구 Three generation household			4세대 이상 Four or more generation	1인 가구 One person household	비친족 가구 Non relative household
	부부+한부모 i)	부부+자녀+ 형제자매 j)	조부모+ 손자녀 k)	기타 Others	부부+자녀 +양친 l)	부부+자녀 +한부모 m)	기타 Others			
합계 Total	218,769	41,182	123,209	622,889	157,472	541,410	506,708	16,251	4,538,490	164,537
0-14	0	0	2	22	0	0	4	0	404	21
15-19	1	14	15	495	1	4	53	0	28,694	7,674
20-24	40	173	63	3,032	49	103	601	14	155,503	32,602
25-29	1,179	1,291	69	8,335	833	2,387	3,455	127	303,053	39,735
30-34	3,644	8,447	32	15,243	5,007	19,311	12,448	384	295,933	22,376
35-39	2,957	11,474	28	21,202	8,793	42,881	20,585	523	217,967	11,478
40-44	3,860	7,637	67	29,916	10,492	67,282	27,415	565	207,083	9,169
45-49	13,970	5,088	457	46,420	10,486	90,006	34,762	511	258,792	10,291
50-54	30,034	3,601	2,234	55,650	9,940	95,248	40,959	1,130	277,787	8,973
55-59	43,769	2,136	8,758	66,637	14,814	89,009	59,294	2,020	336,990	7,422
60-64	47,588	897	21,457	71,277	25,407	53,773	83,971	4,154	385,096	4,154
65-69	39,833	324	35,088	85,858	35,212	32,580	96,482	4,554	512,547	1,849
70-74	15,097	85	28,376	83,044	21,086	20,071	65,641	1,606	557,943	1,853
75-79	5,407	12	15,636	63,654	8,178	13,295	33,324	310	464,230	1,957
80-84	3,896	3	7,550	40,107	4,393	7,965	16,496	18	308,131	1,806
85+	7,494	0	3,377	31,997	2,781	7,495	11,218	335	228,337	3,177

Note : a) Married couple without child(ren) h) Married couple with parents
 b) Married couple with brother(s) or sister(s) or relative(s) i) Married couple with one parent
 c) Household head with brother(s) or sister(s) j) Married couple with own child(ren) and brother(s) or sister(s)
 d) Household head with other relative(s) k) Grandparent(s) with own grandchild(ren)
 e) Married couple with own child(ren) l) Married couple with own child(ren) and parents
 f) Father with own child(ren) m) Married couple with own child(ren) and one parent
 g) Mother with own child(ren)

6. 가구의 연령 및 가구구성별 가구(계속)

Households by Household Head's Age and Household Composition(Cont'd)

단위 : %
Unit : %

[2027년]

연령 Age	계 Total	1세대 가구 One generation household					2세대 가구 Two generation household			
		부부 a)	부부+형제자매 (친인척) b)	가구주+ 형제자매 c)	가구주+기타 친인척 d)	기타 Others	부부+자녀 e)	부+자녀 f)	모+자녀 g)	부부+양친 h)
합계 Total	100.0	100.0	100.0	100.0	100.0	100.0	100.0	100.0	100.0	100.0
0-14	0.0	0.0	0.0	0.3	0.0	0.0	0.0	0.0	0.0	0.0
15-19	0.2	0.0	0.0	3.2	0.8	0.1	0.0	0.0	0.1	0.0
20-24	1.2	0.1	0.1	14.3	4.9	1.3	0.0	0.3	0.5	0.0
25-29	3.1	2.2	6.7	40.5	9.2	6.3	1.0	0.7	2.1	0.6
30-34	5.9	4.3	16.9	22.2	9.0	6.4	7.1	2.2	5.1	1.8
35-39	7.2	2.0	6.6	8.9	7.0	4.4	12.5	5.3	7.9	1.4
40-44	8.6	1.6	3.8	3.7	6.7	4.3	15.4	11.2	11.8	1.4
45-49	10.6	4.0	6.9	2.6	8.7	7.5	17.1	17.5	15.5	4.5
50-54	10.9	7.3	9.5	1.7	9.6	11.1	15.5	18.6	14.9	9.7
55-59	11.9	11.1	12.1	1.1	10.7	13.5	14.5	17.7	14.5	17.2
60-64	11.0	16.1	13.3	0.7	9.3	13.8	9.3	11.7	10.7	19.2
65-69	10.9	20.5	11.6	0.4	8.0	12.2	5.0	7.4	7.8	15.1
70-74	8.1	14.9	6.4	0.2	6.0	9.5	1.7	3.6	5.0	9.6
75-79	5.2	8.3	3.3	0.1	4.4	4.6	0.6	1.8	2.6	7.6
80-84	3.1	4.7	1.5	0.0	2.9	2.9	0.2	1.1	1.1	6.0
85+	2.2	2.8	1.2	0.0	2.9	1.9	0.1	0.8	0.6	5.8

연령 Age	2세대 가구 Two generation household				3세대 가구 Three generation household			4세대 이상 Four or more generation	1인 가구 One person household	비친족 가구 Non relative household
	부부+한부모 i)	부부+자녀+ 형제자매 j)	조부모+ 손자녀 k)	기타 Others	부부+자녀 +양친 l)	부부+자녀 +한부모 m)	기타 Others			
합계 Total	100.0	100.0	100.0	100.0	100.0	100.0	100.0	100.0	100.0	100.0
0-14	0.0	0.0	0.0	0.0	0.0	0.0	0.0	0.0	0.0	0.0
15-19	0.0	0.0	0.0	0.1	0.0	0.0	0.0	0.0	0.6	4.7
20-24	0.0	0.4	0.1	0.5	0.0	0.0	0.1	0.1	3.4	19.8
25-29	0.5	3.1	0.1	1.3	0.5	0.4	0.7	0.8	6.7	24.1
30-34	1.7	20.5	0.0	2.4	3.2	3.6	2.5	2.4	6.5	13.6
35-39	1.4	27.9	0.0	3.4	5.6	7.9	4.1	3.2	4.8	7.0
40-44	1.8	18.5	0.1	4.8	6.7	12.4	5.4	3.5	4.6	5.6
45-49	6.4	12.4	0.4	7.5	6.7	16.6	6.9	3.1	5.7	6.3
50-54	13.7	8.7	1.8	8.9	6.3	17.6	8.1	7.0	6.1	5.5
55-59	20.0	5.2	7.1	10.7	9.4	16.4	11.7	12.4	7.4	4.5
60-64	21.8	2.2	17.4	11.4	16.1	9.9	16.6	25.6	8.5	2.5
65-69	18.2	0.8	28.5	13.8	22.4	6.0	19.0	28.0	11.3	1.1
70-74	6.9	0.2	23.0	13.3	13.4	3.7	13.0	9.9	12.3	1.1
75-79	2.5	0.0	12.7	10.2	5.2	2.5	6.6	1.9	10.2	1.2
80-84	1.8	0.0	6.1	6.4	2.8	1.5	3.3	0.1	6.8	1.1
85+	3.4	0.0	2.7	5.1	1.8	1.4	2.2	2.1	5.0	1.9

Note : a) Married couple without child(ren) h) Married couple with parents
 b) Married couple with brother(s) or sister(s) or relative(s) i) Married couple with one parent
 c) Household head with brother(s) or sister(s) j) Married couple with own child(ren) and brother(s) or sister(s)
 d) Household head with other relative(s) k) Grandparent(s) with own grandchild(ren)
 e) Married couple with own child(ren) l) Married couple with own child(ren) and parents
 f) Father with own child(ren) m) Married couple with own child(ren) and one parent
 g) Mother with own child(ren)

6. 가구의 연령 및 가구구성별 가구(계속)

Households by Household Head's Age and Household Composition(Cont'd)

단위 : 가구

Unit : household

[2028년]

연령 Age	계 Total	1세대 가구 One generation household					2세대 가구 Two generation household			
		부부 a)	부부+형제자매 (친인척) b)	가구주+ 형제자매 c)	가구주+기타 친인척 d)	기타 Others	부부+자녀 e)	부+자녀 f)	모+자녀 g)	부부+양친 h)
합계 Total	19,800,362	3,999,893	39,674	152,803	41,715	65,749	6,841,463	368,979	1,262,935	37,243
0-14	1,016	0	0	506	14	5	0	8	27	0
15-19	42,867	11	1	4,951	318	84	125	159	743	0
20-24	223,948	2,906	27	21,748	1,969	833	2,224	970	6,426	2
25-29	583,385	81,330	2,535	60,467	3,620	3,936	62,674	2,580	24,992	222
30-34	1,136,268	165,551	6,535	34,071	3,655	4,102	477,561	8,012	63,295	665
35-39	1,460,610	79,544	2,704	14,515	3,005	3,001	886,164	20,377	103,270	529
40-44	1,614,636	61,926	1,434	5,622	2,695	2,707	1,010,692	39,647	142,575	493
45-49	2,089,054	161,090	2,784	4,062	3,661	4,969	1,178,380	65,101	196,082	1,693
50-54	2,097,270	280,405	3,687	2,638	3,909	7,079	1,035,857	66,930	182,753	3,479
55-59	2,367,936	443,888	4,854	1,829	4,528	8,982	1,009,235	66,192	185,008	6,410
60-64	2,162,398	629,045	5,269	1,145	3,894	8,979	638,055	43,252	134,105	7,022
65-69	2,168,650	815,691	4,664	710	3,387	8,068	349,924	27,449	100,173	5,575
70-74	1,699,500	627,870	2,715	278	2,668	6,613	126,194	14,051	67,088	3,766
75-79	1,061,056	341,264	1,344	165	1,890	3,118	40,606	6,970	34,002	2,894
80-84	646,145	195,175	607	62	1,256	1,996	16,825	4,093	14,885	2,282
85+	445,623	114,197	514	34	1,246	1,277	6,947	3,188	7,511	2,211

연령 Age	2세대 가구 Two generation household				3세대 가구 Three generation household			4세대 이상 Four or more generation	1인 가구 One person household	비친족 가구 Non relative household
	부부+한부모 i)	부부+자녀+ 형제자매 j)	조부모+ 손자녀 k)	기타 Others	부부+자녀 +양친 l)	부부+자녀 +한부모 m)	기타 Others			
합계 Total	219,927	40,300	126,447	629,993	156,626	534,799	509,698	16,018	4,596,257	159,843
0-14	0	0	3	23	0	0	4	0	405	21
15-19	1	14	15	482	1	4	52	0	28,374	7,532
20-24	37	166	61	2,928	47	98	577	13	151,260	31,656
25-29	1,127	1,173	66	7,830	800	2,260	3,263	118	287,044	37,348
30-34	3,544	8,057	32	14,710	4,892	18,679	12,065	368	288,767	21,707
35-39	3,038	11,649	30	21,624	9,004	43,531	21,033	529	225,273	11,790
40-44	3,674	7,247	64	28,375	9,986	63,436	26,031	537	198,767	8,728
45-49	14,164	5,022	467	46,426	10,406	89,051	34,612	503	260,347	10,234
50-54	29,148	3,498	2,166	53,921	9,610	91,920	39,475	1,064	271,028	8,703
55-59	44,180	2,149	8,889	67,135	14,830	89,249	59,442	1,964	341,731	7,441
60-64	47,260	896	21,264	70,559	24,827	53,247	82,915	4,037	382,577	4,050
65-69	40,210	325	35,532	86,540	35,041	32,598	97,206	4,565	519,278	1,714
70-74	16,068	89	30,232	88,428	21,842	21,184	69,800	1,691	597,054	1,869
75-79	5,615	12	16,219	65,920	8,113	13,637	34,490	310	482,548	1,939
80-84	4,057	3	7,909	41,886	4,434	8,201	17,161	14	323,466	1,833
85+	7,804	0	3,498	33,206	2,793	7,704	11,572	305	238,338	3,278

Note :

- | | |
|--|---|
| a) Married couple without child(ren)
b) Married couple with brother(s) or sister(s) or relative(s)
c) Household head with brother(s) or sister(s)
d) Household head with other relative(s)
e) Married couple with own child(ren)
f) Father with own child(ren)
g) Mother with own child(ren) | h) Married couple with parents
i) Married couple with one parent
j) Married couple with own child(ren) and brother(s) or sister(s)
k) Grandparent(s) with own grandchild(ren)
l) Married couple with own child(ren) and parents
m) Married couple with own child(ren) and one parent |
|--|---|

6. 가구주의 연령 및 가구구성별 가구(계속)

Households by Household Head's Age and Household Composition(Cont'd)

단위 : %
Unit : %

【2028년】

연령 Age	계 Total	1세대 가구 One generation household					2세대 가구 Two generation household			
		부부 a)	부부+형제자매 (친인척) b)	가구주+ 형제자매 c)	가구주+기타 친인척 d)	기타 Others	부부+자녀 e)	부+자녀 f)	모+자녀 g)	부부+양친 h)
합계 Total	100.0	100.0	100.0	100.0	100.0	100.0	100.0	100.0	100.0	100.0
0-14	0.0	0.0	0.0	0.3	0.0	0.0	0.0	0.0	0.0	0.0
15-19	0.2	0.0	0.0	3.2	0.8	0.1	0.0	0.0	0.1	0.0
20-24	1.1	0.1	0.1	14.2	4.7	1.3	0.0	0.3	0.5	0.0
25-29	2.9	2.0	6.4	39.6	8.7	6.0	0.9	0.7	2.0	0.6
30-34	5.7	4.1	16.5	22.3	8.8	6.2	7.0	2.2	5.0	1.8
35-39	7.4	2.0	6.8	9.5	7.2	4.6	13.0	5.5	8.2	1.4
40-44	8.2	1.5	3.6	3.7	6.5	4.1	14.8	10.7	11.3	1.3
45-49	10.6	4.0	7.0	2.7	8.8	7.6	17.2	17.6	15.5	4.5
50-54	10.6	7.0	9.3	1.7	9.4	10.8	15.1	18.1	14.5	9.3
55-59	12.0	11.1	12.2	1.2	10.9	13.7	14.8	17.9	14.6	17.2
60-64	10.9	15.7	13.3	0.7	9.3	13.7	9.3	11.7	10.6	18.9
65-69	11.0	20.4	11.8	0.5	8.1	12.3	5.1	7.4	7.9	15.0
70-74	8.6	15.7	6.8	0.2	6.4	10.1	1.8	3.8	5.3	10.1
75-79	5.4	8.5	3.4	0.1	4.5	4.7	0.6	1.9	2.7	7.8
80-84	3.3	4.9	1.5	0.0	3.0	3.0	0.2	1.1	1.2	6.1
85+	2.3	2.9	1.3	0.0	3.0	1.9	0.1	0.9	0.6	5.9

연령 Age	2세대 가구 Two generation household				3세대 가구 Three generation household			4세대 이상 Four or more generation	1인 가구 One person household	비친족 가구 Non relative household
	부부+한부모 i)	부부+자녀+ 형제자매 j)	조부모+ 손자녀 k)	기타 Others	부부+자녀 +양친 l)	부부+자녀 +한부모 m)	기타 Others			
합계 Total	100.0	100.0	100.0	100.0	100.0	100.0	100.0	100.0	100.0	100.0
0-14	0.0	0.0	0.0	0.0	0.0	0.0	0.0	0.0	0.0	0.0
15-19	0.0	0.0	0.0	0.1	0.0	0.0	0.0	0.0	0.6	4.7
20-24	0.0	0.4	0.0	0.5	0.0	0.0	0.1	0.1	3.3	19.8
25-29	0.5	2.9	0.1	1.2	0.5	0.4	0.6	0.7	6.2	23.4
30-34	1.6	20.0	0.0	2.3	3.1	3.5	2.4	2.3	6.3	13.6
35-39	1.4	28.9	0.0	3.4	5.7	8.1	4.1	3.3	4.9	7.4
40-44	1.7	18.0	0.1	4.5	6.4	11.9	5.1	3.4	4.3	5.5
45-49	6.4	12.5	0.4	7.4	6.6	16.7	6.8	3.1	5.7	6.4
50-54	13.3	8.7	1.7	8.6	6.1	17.2	7.7	6.6	5.9	5.4
55-59	20.1	5.3	7.0	10.7	9.5	16.7	11.7	12.3	7.4	4.7
60-64	21.5	2.2	16.8	11.2	15.9	10.0	16.3	25.2	8.3	2.5
65-69	18.3	0.8	28.1	13.7	22.4	6.1	19.1	28.5	11.3	1.1
70-74	7.3	0.2	23.9	14.0	13.9	4.0	13.7	10.6	13.0	1.2
75-79	2.6	0.0	12.8	10.5	5.2	2.5	6.8	1.9	10.5	1.2
80-84	1.8	0.0	6.3	6.6	2.8	1.5	3.4	0.1	7.0	1.1
85+	3.5	0.0	2.8	5.3	1.8	1.4	2.3	1.9	5.2	2.1

Note : a) Married couple without child(ren) h) Married couple with parents
 b) Married couple with brother(s) or sister(s) or relative(s) i) Married couple with one parent
 c) Household head with brother(s) or sister(s) j) Married couple with own child(ren) and brother(s) or sister(s)
 d) Household head with other relative(s) k) Grandparent(s) with own grandchild(ren)
 e) Married couple with own child(ren) l) Married couple with own child(ren) and parents
 f) Father with own child(ren) m) Married couple with own child(ren) and one parent
 g) Mother with own child(ren)

6. 가구의 연령 및 가구구성별 가구(계속)

Households by Household Head's Age and Household Composition(Cont'd)

단위 : 가구

Unit : household

【2029년】

연령 Age	계 Total	1세대 가구 One generation household					2세대 가구 Two generation household			
		부부 a)	부부+형제자매 (친인척) b)	가구주+ 형제자매 c)	가구주+기타 친인척 d)	기타 Others	부부+자녀 e)	부+자녀 f)	모+자녀 g)	부부+양친 h)
합계 Total	19,842,705	4,059,194	39,541	147,517	41,624	65,980	6,777,990	367,641	1,257,873	37,463
0-14	1,033	0	0	515	15	5	0	8	27	0
15-19	42,174	10	0	4,841	310	81	123	156	727	0
20-24	218,116	2,638	23	20,988	1,918	793	2,074	951	6,242	1
25-29	551,231	77,091	2,388	56,947	3,417	3,715	59,157	2,453	23,668	212
30-34	1,097,465	160,072	6,312	32,957	3,541	3,969	460,305	7,770	61,365	643
35-39	1,496,028	81,403	2,762	14,894	3,091	3,080	907,294	20,965	106,085	543
40-44	1,569,781	60,346	1,396	5,526	2,632	2,638	982,197	38,551	138,707	481
45-49	2,046,648	160,269	2,755	3,980	3,609	4,916	1,151,108	64,073	191,991	1,684
50-54	2,065,254	276,372	3,641	2,616	3,863	6,988	1,019,762	66,071	179,885	3,407
55-59	2,361,915	444,502	4,859	1,824	4,530	9,003	1,005,182	66,036	184,028	6,378
60-64	2,170,359	631,208	5,300	1,157	3,919	9,039	642,153	43,523	134,642	7,014
65-69	2,164,455	816,097	4,654	708	3,372	8,046	348,205	27,304	99,791	5,508
70-74	1,801,398	665,988	2,868	294	2,827	7,016	132,963	14,856	71,212	3,952
75-79	1,117,510	359,786	1,415	170	1,978	3,283	42,692	7,336	36,028	3,012
80-84	681,285	205,900	640	65	1,329	2,104	17,667	4,305	15,736	2,380
85+	458,053	117,512	528	35	1,273	1,304	7,108	3,283	7,739	2,248

연령 Age	2세대 가구 Two generation household				3세대 가구 Three generation household			4세대 이상 Four or more generation	1인 가구 One person household	비친족 가구 Non relative household
	부부+한부모 i)	부부+자녀+ 형제자매 j)	조부모+ 손자녀 k)	기타 Others	부부+자녀 +양친 l)	부부+자녀 +한부모 m)	기타 Others			
합계 Total	220,703	39,399	129,504	636,955	155,410	527,978	512,182	15,755	4,654,609	155,387
0-14	0	0	3	23	0	0	4	0	412	21
15-19	1	14	14	469	1	4	49	0	27,999	7,375
20-24	33	158	59	2,836	45	92	556	13	147,789	30,907
25-29	1,066	1,063	61	7,337	767	2,131	3,070	110	271,446	35,132
30-34	3,418	7,604	31	14,075	4,730	17,876	11,581	349	279,920	20,947
35-39	3,104	11,775	31	21,993	9,190	44,097	21,433	533	231,715	12,040
40-44	3,564	7,013	62	27,424	9,684	60,927	25,181	518	194,461	8,473
45-49	14,110	4,855	470	45,521	10,112	86,320	33,772	487	256,649	9,967
50-54	28,641	3,448	2,116	52,945	9,411	89,927	38,540	1,012	268,044	8,565
55-59	44,071	2,131	8,928	66,833	14,675	88,359	58,919	1,885	342,406	7,366
60-64	47,403	904	21,275	70,551	24,492	53,279	82,687	3,963	383,856	3,994
65-69	40,100	323	35,517	86,105	34,429	32,225	96,718	4,520	519,272	1,561
70-74	16,990	95	31,993	93,545	22,463	22,219	73,731	1,770	634,746	1,870
75-79	5,914	13	17,071	69,257	8,161	14,193	36,217	316	508,717	1,951
80-84	4,269	3	8,298	44,036	4,483	8,513	17,943	10	341,724	1,880
85+	8,019	0	3,575	34,005	2,767	7,816	11,781	269	245,453	3,338

Note :

- a) Married couple without child(ren)
- b) Married couple with brother(s) or sister(s) or relative(s)
- c) Household head with brother(s) or sister(s)
- d) Household head with other relative(s)
- e) Married couple with own child(ren)
- f) Father with own child(ren)
- g) Mother with own child(ren)
- h) Married couple with parents
- i) Married couple with one parent
- j) Married couple with own child(ren) and brother(s) or sister(s)
- k) Grandparent(s) with own grandchild(ren)
- l) Married couple with own child(ren) and parents
- m) Married couple with own child(ren) and one parent

6. 가구의 연령 및 가구구성별 가구(계속)

Households by Household Head's Age and Household Composition(Cont'd)

단위 : %
Unit : %

[2029년]

연령 Age	계 Total	1세대 가구 One generation household					2세대 가구 Two generation household			
		부부 a)	부부+형제자매 (친인척) b)	가구주+ 형제자매 c)	가구주+기타 친인척 d)	기타 Others	부부+자녀 e)	부+자녀 f)	모+자녀 g)	부부+양친 h)
합계 Total	100.0	100.0	100.0	100.0	100.0	100.0	100.0	100.0	100.0	100.0
0-14	0.0	0.0	0.0	0.3	0.0	0.0	0.0	0.0	0.0	0.0
15-19	0.2	0.0	0.0	3.3	0.7	0.1	0.0	0.0	0.1	0.0
20-24	1.1	0.1	0.1	14.2	4.6	1.2	0.0	0.3	0.5	0.0
25-29	2.8	1.9	6.0	38.6	8.2	5.6	0.9	0.7	1.9	0.6
30-34	5.5	3.9	16.0	22.3	8.5	6.0	6.8	2.1	4.9	1.7
35-39	7.5	2.0	7.0	10.1	7.4	4.7	13.4	5.7	8.4	1.4
40-44	7.9	1.5	3.5	3.7	6.3	4.0	14.5	10.5	11.0	1.3
45-49	10.3	3.9	7.0	2.7	8.7	7.5	17.0	17.4	15.3	4.5
50-54	10.4	6.8	9.2	1.8	9.3	10.6	15.0	18.0	14.3	9.1
55-59	11.9	11.0	12.3	1.2	10.9	13.6	14.8	18.0	14.6	17.0
60-64	10.9	15.6	13.4	0.8	9.4	13.7	9.5	11.8	10.7	18.7
65-69	10.9	20.1	11.8	0.5	8.1	12.2	5.1	7.4	7.9	14.7
70-74	9.1	16.4	7.3	0.2	6.8	10.6	2.0	4.0	5.7	10.5
75-79	5.6	8.9	3.6	0.1	4.8	5.0	0.6	2.0	2.9	8.0
80-84	3.4	5.1	1.6	0.0	3.2	3.2	0.3	1.2	1.3	6.4
85+	2.3	2.9	1.3	0.0	3.1	2.0	0.1	0.9	0.6	6.0

연령 Age	2세대 가구 Two generation household				3세대 가구 Three generation household			4세대 이상 Four or more generation	1인 가구 One person household	바친족 가구 Non relative household
	부부+한부모 i)	부부+자녀+ 형제자매 j)	조부모+ 손자녀 k)	기타 Others	부부+자녀 +양친 l)	부부+자녀 +한부모 m)	기타 Others			
합계 Total	100.0	100.0	100.0	100.0	100.0	100.0	100.0	100.0	100.0	100.0
0-14	0.0	0.0	0.0	0.0	0.0	0.0	0.0	0.0	0.0	0.0
15-19	0.0	0.0	0.0	0.1	0.0	0.0	0.0	0.0	0.6	4.7
20-24	0.0	0.4	0.0	0.4	0.0	0.0	0.1	0.1	3.2	19.9
25-29	0.5	2.7	0.0	1.2	0.5	0.4	0.6	0.7	5.8	22.6
30-34	1.5	19.3	0.0	2.2	3.0	3.4	2.3	2.2	6.0	13.5
35-39	1.4	29.9	0.0	3.5	5.9	8.4	4.2	3.4	5.0	7.7
40-44	1.6	17.8	0.0	4.3	6.2	11.5	4.9	3.3	4.2	5.5
45-49	6.4	12.3	0.4	7.1	6.5	16.3	6.6	3.1	5.5	6.4
50-54	13.0	8.8	1.6	8.3	6.1	17.0	7.5	6.4	5.8	5.5
55-59	20.0	5.4	6.9	10.5	9.4	16.7	11.5	12.0	7.4	4.7
60-64	21.5	2.3	16.4	11.1	15.8	10.1	16.1	25.2	8.2	2.6
65-69	18.2	0.8	27.4	13.5	22.2	6.1	18.9	28.7	11.2	1.0
70-74	7.7	0.2	24.7	14.7	14.5	4.2	14.4	11.2	13.6	1.2
75-79	2.7	0.0	13.2	10.9	5.3	2.7	7.1	2.0	10.9	1.3
80-84	1.9	0.0	6.4	6.9	2.9	1.6	3.5	0.1	7.3	1.2
85+	3.6	0.0	2.8	5.3	1.8	1.5	2.3	1.7	5.3	2.1

Note : a) Married couple without child(ren) h) Married couple with parents
 b) Married couple with brother(s) or sister(s) or relative(s) i) Married couple with one parent
 c) Household head with brother(s) or sister(s) j) Married couple with own child(ren) and brother(s) or sister(s)
 d) Household head with other relative(s) k) Grandparent(s) with own grandchild(ren)
 e) Married couple with own child(ren) l) Married couple with own child(ren) and parents
 f) Father with own child(ren) m) Married couple with own child(ren) and one parent
 g) Mother with own child(ren)

6. 가구의 연령 및 가구구성별 가구(계속)

Households by Household Head's Age and Household Composition(Cont'd)

단위 : 가구

Unit : household

[2030년]

연령 Age	계 Total	1세대 가구 One generation household					2세대 가구 Two generation household			
		부부 a)	부부+형제자매 (친인척) b)	가구주+ 형제자매 c)	가구주+기타 친인척 d)	기타 Others	부부+자녀 e)	부+자녀 f)	모+자녀 g)	부부+양친 h)
합계 Total	19,871,144	4,112,353	39,314	142,353	41,513	66,102	6,709,402	366,083	1,251,972	37,656
0-14	1,042	0	0	519	15	5	0	8	28	0
15-19	41,447	9	0	4,731	304	79	119	155	711	0
20-24	216,128	2,473	18	20,644	1,901	772	1,984	951	6,185	1
25-29	511,054	70,991	2,180	52,989	3,180	3,448	53,855	2,285	21,941	196
30-34	1,060,219	155,381	6,119	32,097	3,440	3,856	442,182	7,515	59,445	624
35-39	1,518,696	82,377	2,788	15,106	3,152	3,129	920,977	21,421	108,088	552
40-44	1,556,312	60,001	1,385	5,538	2,624	2,625	973,244	38,232	137,637	478
45-49	1,965,879	155,931	2,665	3,827	3,487	4,760	1,102,945	61,799	184,313	1,636
50-54	2,069,906	277,270	3,660	2,642	3,884	7,023	1,021,736	66,383	180,209	3,397
55-59	2,321,920	438,718	4,794	1,791	4,465	8,891	986,643	64,926	180,407	6,258
60-64	2,197,876	639,218	5,379	1,179	3,979	9,182	651,807	44,174	136,365	7,070
65-69	2,143,218	809,869	4,608	701	3,331	7,967	344,195	26,967	98,664	5,403
70-74	1,883,309	696,928	2,992	303	2,952	7,336	138,314	15,500	74,570	4,092
75-79	1,202,192	387,335	1,522	182	2,112	3,522	45,805	7,885	38,958	3,201
80-84	713,200	215,469	663	69	1,392	2,180	18,353	4,516	16,513	2,472
85+	468,746	120,383	541	35	1,295	1,327	7,243	3,366	7,938	2,276

연령 Age	2세대 가구 Two generation household				3세대 가구 Three generation household			4세대 이상 Four or more generation	1인 가구 One person household	비친족 가구 Non relative household
	부부+한부모 i)	부부+자녀+ 형제자매 j)	조부모+ 손자녀 k)	기타 Others	부부+자녀 +양친 l)	부부+자녀 +한부모 m)	기타 Others			
합계 Total	221,141	38,480	132,361	643,648	153,836	520,985	514,146	15,477	4,713,083	151,239
0-14	0	0	3	23	0	0	5	0	414	22
15-19	1	13	14	453	1	4	49	1	27,592	7,211
20-24	30	154	60	2,800	45	89	547	13	146,834	30,627
25-29	979	941	57	6,750	713	1,940	2,820	101	252,998	32,690
30-34	3,301	7,152	29	13,468	4,560	17,038	11,095	329	272,250	20,338
35-39	3,147	11,790	34	22,182	9,301	44,312	21,657	532	235,986	12,165
40-44	3,530	6,921	61	27,034	9,576	59,672	24,845	512	194,015	8,382
45-49	13,733	4,611	461	43,731	9,643	82,036	32,300	460	248,020	9,521
50-54	28,647	3,462	2,101	52,909	9,378	89,546	38,298	981	269,800	8,580
55-59	43,330	2,084	8,841	65,575	14,311	86,207	57,572	1,784	338,138	7,185
60-64	47,976	918	21,486	71,183	24,390	53,766	83,225	3,926	388,682	3,971
65-69	39,707	318	35,201	84,954	33,557	31,631	95,485	4,443	514,810	1,407
70-74	17,730	99	33,405	97,572	22,801	22,982	76,846	1,829	665,220	1,838
75-79	6,361	14	18,344	74,337	8,372	15,088	38,829	330	547,991	2,004
80-84	4,466	3	8,627	46,004	4,459	8,779	18,630	5	358,686	1,914
85+	8,203	0	3,637	34,673	2,729	7,895	11,943	231	251,647	3,384

Note : a) Married couple without child(ren)
 b) Married couple with brother(s) or sister(s) or relative(s)
 c) Household head with brother(s) or sister(s)
 d) Household head with other relative(s)
 e) Married couple with own child(ren)
 f) Father with own child(ren)
 g) Mother with own child(ren)
 h) Married couple with parents
 i) Married couple with one parent
 j) Married couple with own child(ren) and brother(s) or sister(s)
 k) Grandparent(s) with own grandchild(ren)
 l) Married couple with own child(ren) and parents
 m) Married couple with own child(ren) and one parent

6. 가구의 연령 및 가구구성별 가구(계속)

Households by Household Head's Age and Household Composition(Cont'd)

단위 : %
Unit : %

【2030년】

연령 Age	계 Total	1세대 가구 One generation household					2세대 가구 Two generation household			
		부부 a)	부부+형제자매 (친인척) b)	가구주+ 형제자매 c)	가구주+기타 친인척 d)	기타 Others	부부+자녀 e)	부+자녀 f)	모+자녀 g)	부부+양친 h)
합계 Total	100.0	100.0	100.0	100.0	100.0	100.0	100.0	100.0	100.0	100.0
0-14	0.0	0.0	0.0	0.4	0.0	0.0	0.0	0.0	0.0	0.0
15-19	0.2	0.0	0.0	3.3	0.7	0.1	0.0	0.0	0.1	0.0
20-24	1.1	0.1	0.0	14.5	4.6	1.2	0.0	0.3	0.5	0.0
25-29	2.6	1.7	5.5	37.2	7.7	5.2	0.8	0.6	1.8	0.5
30-34	5.3	3.8	15.6	22.5	8.3	5.8	6.6	2.1	4.7	1.7
35-39	7.6	2.0	7.1	10.6	7.6	4.7	13.7	5.9	8.6	1.5
40-44	7.8	1.5	3.5	3.9	6.3	4.0	14.5	10.4	11.0	1.3
45-49	9.9	3.8	6.8	2.7	8.4	7.2	16.4	16.9	14.7	4.3
50-54	10.4	6.7	9.3	1.9	9.4	10.6	15.2	18.1	14.4	9.0
55-59	11.7	10.7	12.2	1.3	10.8	13.5	14.7	17.7	14.4	16.6
60-64	11.1	15.5	13.7	0.8	9.6	13.9	9.7	12.1	10.9	18.8
65-69	10.8	19.7	11.7	0.5	8.0	12.1	5.1	7.4	7.9	14.3
70-74	9.5	16.9	7.6	0.2	7.1	11.1	2.1	4.2	6.0	10.9
75-79	6.0	9.4	3.9	0.1	5.1	5.3	0.7	2.2	3.1	8.5
80-84	3.6	5.2	1.7	0.0	3.4	3.3	0.3	1.2	1.3	6.6
85+	2.4	2.9	1.4	0.0	3.1	2.0	0.1	0.9	0.6	6.0

연령 Age	2세대 가구 Two generation household				3세대 가구 Three generation household			4세대 이상 Four or more generation	1인 가구 One person household	비친족 가구 Non relative household
	부부+한부모 i)	부부+자녀+ 형제자매 j)	조부모+ 손자녀 k)	기타 Others	부부+자녀 +양친 l)	부부+자녀 +한부모 m)	기타 Others			
합계 Total	100.0	100.0	100.0	100.0	100.0	100.0	100.0	100.0	100.0	100.0
0-14	0.0	0.0	0.0	0.0	0.0	0.0	0.0	0.0	0.0	0.0
15-19	0.0	0.0	0.0	0.1	0.0	0.0	0.0	0.0	0.6	4.8
20-24	0.0	0.4	0.0	0.4	0.0	0.0	0.1	0.1	3.1	20.3
25-29	0.4	2.4	0.0	1.0	0.5	0.4	0.5	0.7	5.4	21.6
30-34	1.5	18.6	0.0	2.1	3.0	3.3	2.2	2.1	5.8	13.4
35-39	1.4	30.6	0.0	3.4	6.0	8.5	4.2	3.4	5.0	8.0
40-44	1.6	18.0	0.0	4.2	6.2	11.5	4.8	3.3	4.1	5.5
45-49	6.2	12.0	0.3	6.8	6.3	15.7	6.3	3.0	5.3	6.3
50-54	13.0	9.0	1.6	8.2	6.1	17.2	7.4	6.3	5.7	5.7
55-59	19.6	5.4	6.7	10.2	9.3	16.5	11.2	11.5	7.2	4.8
60-64	21.7	2.4	16.2	11.1	15.9	10.3	16.2	25.4	8.2	2.6
65-69	18.0	0.8	26.6	13.2	21.8	6.1	18.6	28.7	10.9	0.9
70-74	8.0	0.3	25.2	15.2	14.8	4.4	14.9	11.8	14.1	1.2
75-79	2.9	0.0	13.9	11.5	5.4	2.9	7.6	2.1	11.6	1.3
80-84	2.0	0.0	6.5	7.1	2.9	1.7	3.6	0.0	7.6	1.3
85+	3.7	0.0	2.7	5.4	1.8	1.5	2.3	1.5	5.3	2.2

Note : a) Married couple without child(ren) h) Married couple with parents
 b) Married couple with brother(s) or sister(s) or relative(s) i) Married couple with one parent
 c) Household head with brother(s) or sister(s) j) Married couple with own child(ren) and brother(s) or sister(s)
 d) Household head with other relative(s) k) Grandparent(s) with own grandchild(ren)
 e) Married couple with own child(ren) l) Married couple with own child(ren) and parents
 f) Father with own child(ren) m) Married couple with own child(ren) and one parent
 g) Mother with own child(ren)

7. 가구원수별 가구

Households by Household Size

단위 : 가구
Unit : household

연도 Year	계 Total	가구원수 Number of household members						
		1인	2인	3인	4인	5인	6인	7인 이상
2000	14,507,010	2,261,550	2,765,441	3,027,257	4,507,591	1,460,918	348,578	135,675
2001	14,843,989	2,447,204	2,929,113	3,103,316	4,488,371	1,417,312	332,238	126,435
2002	15,170,029	2,631,509	3,083,407	3,178,629	4,468,551	1,374,353	316,091	117,489
2003	15,465,163	2,817,815	3,235,286	3,243,616	4,431,941	1,327,865	299,787	108,853
2004	15,720,436	3,003,067	3,385,224	3,295,418	4,375,088	1,277,611	283,429	100,599
2005	15,971,010	3,187,151	3,536,232	3,344,044	4,314,495	1,228,251	267,881	92,956
2006	16,158,334	3,239,440	3,605,265	3,386,546	4,350,453	1,223,990	260,520	92,120
2007	16,417,423	3,298,261	3,692,674	3,442,651	4,409,443	1,229,939	256,445	88,010
2008	16,673,162	3,357,255	3,781,395	3,497,010	4,466,020	1,235,052	252,310	84,120
2009	16,916,966	3,415,121	3,869,563	3,547,686	4,517,450	1,238,696	248,050	80,400
2010	17,152,277	3,473,415	3,957,526	3,595,201	4,564,481	1,241,105	243,715	76,834
2011	17,379,667	3,531,424	4,043,612	3,640,591	4,608,655	1,242,634	239,346	73,405
2012	17,596,139	3,589,004	4,127,770	3,682,670	4,648,316	1,243,120	235,119	70,140
2013	17,803,198	3,648,184	4,211,189	3,720,953	4,682,696	1,242,314	230,896	66,966
2014	18,001,541	3,709,503	4,294,937	3,755,173	4,711,214	1,240,133	226,700	63,881
2015	18,191,663	3,773,408	4,380,250	3,784,945	4,733,212	1,236,470	222,512	60,866
2016	18,373,604	3,839,619	4,468,037	3,810,156	4,748,265	1,231,122	218,462	57,943
2017	18,546,858	3,907,139	4,558,766	3,830,710	4,756,447	1,224,241	214,493	55,062
2018	18,711,665	3,975,276	4,652,569	3,846,755	4,758,247	1,216,022	210,594	52,202
2019	18,867,058	4,043,024	4,748,356	3,858,541	4,754,356	1,206,639	206,785	49,357
2020	19,011,815	4,109,276	4,844,469	3,866,466	4,745,714	1,196,322	203,053	46,515
2021	19,146,744	4,173,951	4,939,514	3,870,783	4,733,087	1,185,971	199,653	43,785
2022	19,273,336	4,237,673	5,032,385	3,872,398	4,717,973	1,175,473	196,359	41,075
2023	19,390,772	4,300,201	5,121,716	3,871,799	4,701,029	1,164,665	193,034	38,328
2024	19,497,903	4,361,406	5,206,186	3,869,075	4,682,524	1,153,550	189,625	35,537
2025	19,593,767	4,421,560	5,284,978	3,864,126	4,662,256	1,142,052	186,095	32,700
2026	19,676,345	4,480,529	5,357,280	3,856,572	4,639,702	1,130,020	182,420	29,822
2027	19,745,090	4,538,490	5,422,957	3,846,261	4,614,472	1,117,391	178,609	26,910
2028	19,800,362	4,596,257	5,482,380	3,832,929	4,586,089	1,104,092	174,645	23,970
2029	19,842,705	4,654,609	5,535,751	3,816,435	4,554,252	1,090,113	170,530	21,015
2030	19,871,144	4,713,083	5,582,531	3,796,791	4,518,920	1,075,478	166,289	18,052

7. 가구원수별 가구(계속)

Households by Household Size(Cont'd)

단위 : %
Unit : %

연도 Year	계 Total	가구원수 Number of household members						
		1인	2인	3인	4인	5인	6인	7인 이상
2000	100.0	15.6	19.1	20.9	31.1	10.1	2.4	0.9
2001	100.0	16.5	19.7	20.9	30.2	9.5	2.2	0.9
2002	100.0	17.3	20.3	21.0	29.5	9.1	2.1	0.8
2003	100.0	18.2	20.9	21.0	28.7	8.6	1.9	0.7
2004	100.0	19.1	21.5	21.0	27.8	8.1	1.8	0.6
2005	100.0	20.0	22.1	20.9	27.0	7.7	1.7	0.6
2006	100.0	20.0	22.3	21.0	26.9	7.6	1.6	0.6
2007	100.0	20.1	22.5	21.0	26.9	7.5	1.6	0.5
2008	100.0	20.1	22.7	21.0	26.8	7.4	1.5	0.5
2009	100.0	20.2	22.9	21.0	26.7	7.3	1.5	0.5
2010	100.0	20.3	23.1	21.0	26.6	7.2	1.4	0.4
2011	100.0	20.3	23.3	20.9	26.5	7.1	1.4	0.4
2012	100.0	20.4	23.5	20.9	26.4	7.1	1.3	0.4
2013	100.0	20.5	23.7	20.9	26.3	7.0	1.3	0.4
2014	100.0	20.6	23.9	20.9	26.2	6.9	1.3	0.4
2015	100.0	20.7	24.1	20.8	26.0	6.8	1.2	0.3
2016	100.0	20.9	24.3	20.7	25.8	6.7	1.2	0.3
2017	100.0	21.1	24.6	20.7	25.6	6.6	1.2	0.3
2018	100.0	21.2	24.9	20.6	25.4	6.5	1.1	0.3
2019	100.0	21.4	25.2	20.5	25.2	6.4	1.1	0.3
2020	100.0	21.6	25.5	20.3	25.0	6.3	1.1	0.2
2021	100.0	21.8	25.8	20.2	24.7	6.2	1.0	0.2
2022	100.0	22.0	26.1	20.1	24.5	6.1	1.0	0.2
2023	100.0	22.2	26.4	20.0	24.2	6.0	1.0	0.2
2024	100.0	22.4	26.7	19.8	24.0	5.9	1.0	0.2
2025	100.0	22.6	27.0	19.7	23.8	5.8	0.9	0.2
2026	100.0	22.8	27.2	19.6	23.6	5.7	0.9	0.2
2027	100.0	23.0	27.5	19.5	23.4	5.7	0.9	0.1
2028	100.0	23.2	27.7	19.4	23.2	5.6	0.9	0.1
2029	100.0	23.5	27.9	19.2	23.0	5.5	0.9	0.1
2030	100.0	23.7	28.1	19.1	22.7	5.4	0.8	0.1

8. 가구구성 및 가구원수별 가구

Households by Household Composition and Household Size

단위 : 가구

Unit : household

【2000년】

가구 원수 Size	계 Total	1세대 가구 One generation household					2세대 가구 Two generation household			
		부부 a)	부부+형제자매 (친인척) b)	가구주+ 형제자매 c)	가구주+기타 친인척 d)	기타 Others	부부+자녀 e)	부+자녀 f)	모+자녀 g)	부부+양친 h)
합계 Total	14,507,010	1,786,087	32,560	181,663	24,927	35,481	6,987,478	222,067	914,299	24,316
1인	2,261,550	0	0	0	0	0	0	0	0	0
2인	2,765,441	1,786,087	0	144,275	19,220	8,219	0	100,196	468,092	0
3인	3,027,257	0	27,868	31,635	3,938	19,903	2,181,606	93,705	349,985	0
4인	4,507,591	0	3,733	4,976	1,178	4,993	3,961,134	23,844	82,028	24,316
5인	1,460,918	0	790	714	519	1,740	760,503	3,887	12,701	0
6인	348,578	0	139	55	60	362	73,077	367	1,272	0
7인+	135,675	0	30	8	12	264	11,158	68	221	0

가구 원수 Size	2세대 가구 Two generation household				3세대 가구 Three generation household			4세대 이상 Four or more generation	1인 가구 One person household	비친족 가구 Non relative household
	부부+한부모 i)	부부+자녀+ 형제자매 j)	조부모+ 손자녀 k)	기타 Others	부부+자녀 +양친 l)	부부+자녀 +한부모 m)	기타 Others			
합계 Total	114,293	96,581	45,398	408,141	169,692	648,538	369,237	22,169	2,261,550	162,533
1인	0	0	0	0	0	0	0	0	2,261,550	0
2인	0	0	0	123,865	0	0	0	0	0	115,487
3인	114,293	0	30,290	85,260	0	0	59,988	0	0	28,786
4인	0	29,938	12,973	75,603	0	173,824	97,435	657	0	10,959
5인	0	56,346	1,910	92,050	56,220	374,844	87,702	3,698	0	7,294
6인	0	8,835	186	21,108	86,335	83,635	66,442	6,705	0	0
7인+	0	1,462	39	10,255	27,137	16,235	57,670	11,109	0	7

【2001년】

가구 원수 Size	계 Total	1세대 가구 One generation household					2세대 가구 Two generation household			
		부부 a)	부부+형제자매 (친인척) b)	가구주+ 형제자매 c)	가구주+기타 친인척 d)	기타 Others	부부+자녀 e)	부+자녀 f)	모+자녀 g)	부부+양친 h)
합계 Total	14,843,989	1,889,691	33,214	188,927	26,618	37,542	6,965,233	234,782	951,866	24,215
1인	2,447,204	0	0	0	0	0	0	0	0	0
2인	2,929,113	1,889,691	0	152,378	20,487	9,173	0	108,597	493,401	0
3인	3,103,316	0	28,557	31,247	4,232	21,016	2,220,115	99,109	365,339	0
4인	4,488,371	0	3,699	4,609	1,272	5,053	3,934,861	23,185	80,271	24,215
5인	1,417,312	0	777	635	544	1,687	733,782	3,503	11,530	0
6인	332,238	0	147	51	67	361	66,640	328	1,128	0
7인+	126,435	0	34	7	16	252	9,835	60	197	0

가구 원수 Size	2세대 가구 Two generation household				3세대 가구 Three generation household			4세대 이상 Four or more generation	1인 가구 One person household	비친족 가구 Non relative household
	부부+한부모 i)	부부+자녀+ 형제자매 j)	조부모+ 손자녀 k)	기타 Others	부부+자녀 +양친 l)	부부+자녀 +한부모 m)	기타 Others			
합계 Total	118,055	92,478	48,168	418,201	164,696	633,202	374,010	20,841	2,447,204	175,046
1인	0	0	0	0	0	0	0	0	2,447,204	0
2인	0	0	0	130,569	0	0	0	0	0	124,817
3인	118,055	0	32,200	89,665	0	0	62,989	0	0	30,792
4인	0	29,284	13,747	77,637	0	175,520	102,572	665	0	11,781
5인	0	53,474	1,987	89,793	55,000	363,900	89,373	3,671	0	7,656
6인	0	8,378	194	20,613	83,745	79,254	64,984	6,348	0	0
7인+	0	1,342	40	9,924	25,951	14,528	54,092	10,157	0	0

Note : a) Married couple without child(ren)
 b) Married couple with brother(s) or sister(s) or relative(s)
 c) Household head with brother(s) or sister(s)
 d) Household head with other relative(s)
 e) Married couple with own child(ren)
 f) Father with own child(ren)
 g) Mother with own child(ren)
 h) Married couple with parents
 i) Married couple with one parent
 j) Married couple with own child(ren) and brother(s) or sister(s)
 k) Grandparent(s) with own grandchild(ren)
 l) Married couple with own child(ren) and parents
 m) Married couple with own child(ren) and one parent

8. 가구구성 및 가구원수별 가구(계속)

Households by Household Composition and Household Size(Cont'd)

단위 : 가구

Unit : household

【2002년】

가구 원수 Size	계 Total	1세대 가구 One generation household					2세대 가구 Two generation household			
		부부 a)	부부+형제자매 (친인척) b)	가구주+ 형제자매 c)	가구주+기타 친인척 d)	기타 Others	부부+자녀 e)	부+자녀 f)	모+자녀 g)	부부+양친 h)
합계 Total	15,170,029	1,984,159	33,558	194,479	28,276	39,516	6,945,532	248,281	989,603	24,006
1인	2,631,509	0	0	0	0	0	0	0	0	0
2인	3,083,407	1,984,159	0	159,129	21,723	10,170	0	117,564	519,010	0
3인	3,178,629	0	28,980	30,519	4,523	22,044	2,259,315	104,702	380,584	0
4인	4,468,551	0	3,630	4,221	1,366	5,080	3,908,776	22,518	78,390	24,006
5인	1,374,353	0	756	558	569	1,625	708,003	3,152	10,445	0
6인	316,091	0	153	46	74	357	60,770	292	998	0
7인+	117,489	0	39	6	21	240	8,668	53	176	0

가구 원수 Size	2세대 가구 Two generation household				3세대 가구 Three generation household			4세대 이상 Four or more generation	1인 가구 One person household	비친족 가구 Non relative household
	부부+한부모 i)	부부+자녀+ 형제자매 j)	조부모+ 손자녀 k)	기타 Others	부부+자녀 +양친 l)	부부+자녀 +한부모 m)	기타 Others			
합계 Total	121,405	88,253	50,638	427,401	159,041	619,037	377,813	19,509	2,631,509	188,013
1인	0	0	0	0	0	0	0	0	2,631,509	0
2인	0	0	0	137,129	0	0	0	0	0	134,523
3인	121,405	0	33,914	93,950	0	0	65,848	0	0	32,845
4인	0	28,542	14,433	79,431	0	177,355	107,502	670	0	12,631
5인	0	50,568	2,047	87,269	53,531	353,518	90,674	3,624	0	8,014
6인	0	7,915	204	20,054	80,819	75,154	63,277	5,978	0	0
7인+	0	1,228	40	9,568	24,691	13,010	50,512	9,237	0	0

【2003년】

가구 원수 Size	계 Total	1세대 가구 One generation household					2세대 가구 Two generation household			
		부부 a)	부부+형제자매 (친인척) b)	가구주+ 형제자매 c)	가구주+기타 친인척 d)	기타 Others	부부+자녀 e)	부+자녀 f)	모+자녀 g)	부부+양친 h)
합계 Total	15,465,163	2,077,464	33,783	199,581	29,924	41,504	6,900,935	261,575	1,024,865	23,767
1인	2,817,815	0	0	0	0	0	0	0	0	0
2인	3,235,286	2,077,464	0	165,509	22,946	11,236	0	126,632	543,507	0
3인	3,243,616	0	29,299	29,686	4,816	23,041	2,290,138	110,055	394,691	0
4인	4,431,941	0	3,548	3,850	1,461	5,090	3,867,553	21,760	76,211	23,767
5인	1,327,865	0	733	489	592	1,559	680,435	2,823	9,420	0
6인	299,787	0	159	42	82	351	55,199	259	880	0
7인+	108,853	0	44	5	27	227	7,610	46	156	0

가구 원수 Size	2세대 가구 Two generation household				3세대 가구 Three generation household			4세대 이상 Four or more generation	1인 가구 One person household	비친족 가구 Non relative household
	부부+한부모 i)	부부+자녀+ 형제자매 j)	조부모+ 손자녀 k)	기타 Others	부부+자녀 +양친 l)	부부+자녀 +한부모 m)	기타 Others			
합계 Total	124,700	83,808	53,073	435,656	153,055	603,267	380,869	18,236	2,817,815	201,286
1인	0	0	0	0	0	0	0	0	2,817,815	0
2인	0	0	0	143,484	0	0	0	0	0	144,508
3인	124,700	0	35,611	98,074	0	0	68,583	0	0	34,922
4인	0	27,677	15,106	80,965	0	178,531	112,253	673	0	13,496
5인	0	47,574	2,103	84,501	51,921	342,133	91,653	3,569	0	8,360
6인	0	7,439	212	19,442	77,724	70,997	61,386	5,615	0	0
7인+	0	1,118	41	9,190	23,410	11,606	46,994	8,379	0	0

Note : a) Married couple without child(ren) h) Married couple with parents
 b) Married couple with brother(s) or sister(s) or relative(s) i) Married couple with one parent
 c) Household head with brother(s) or sister(s) j) Married couple with own child(ren) and brother(s) or sister(s)
 d) Household head with other relative(s) k) Grandparent(s) with own grandchild(ren)
 e) Married couple with own child(ren) l) Married couple with own child(ren) and parents
 f) Father with own child(ren) m) Married couple with own child(ren) and one parent
 g) Mother with own child(ren)

8. 가구구성 및 가구원수별 가구(계속)

Households by Household Composition and Household Size(Cont'd)

단위 : 가구

Unit : household

[2004년]

가구 원수 Size	계 Total	1세대 가구 One generation household					2세대 가구 Two generation household			
		부부 a)	부부+형제자매 (친인척) b)	가구주+ 형제자매 c)	가구주+기타 친인척 d)	기타 Others	부부+자녀 e)	부+자녀 f)	모+자녀 g)	부부+양친 h)
합계 Total	15,720,436	2,171,228	33,882	203,775	31,533	43,493	6,824,735	274,572	1,056,877	23,554
1인	3,003,067	0	0	0	0	0	0	0	0	0
2인	3,385,224	2,171,228	0	171,113	24,132	12,368	0	135,739	566,424	0
3인	3,295,418	0	29,504	28,703	5,105	23,996	2,309,818	115,124	407,351	0
4인	4,375,088	0	3,455	3,491	1,556	5,080	3,807,699	20,926	73,737	23,554
5인	1,277,611	0	709	426	613	1,490	650,683	2,515	8,455	0
6인	283,429	0	165	37	91	345	49,888	228	772	0
7인+	100,599	0	49	5	36	214	6,647	40	138	0

가구 원수 Size	2세대 가구 Two generation household				3세대 가구 Three generation household			4세대 이상 Four or more generation	1인 가구 One person household	비친족 가구 Non relative household
	부부+한부모 i)	부부+자녀+ 형제자매 j)	조부모+ 손자녀 k)	기타 Others	부부+자녀 +양친 l)	부부+자녀 +한부모 m)	기타 Others			
합계 Total	128,250	78,975	55,535	443,158	146,837	585,989	383,362	17,053	3,003,067	214,561
1인	0	0	0	0	0	0	0	0	3,003,067	0
2인	0	0	0	149,667	0	0	0	0	0	154,553
3인	128,250	0	37,331	102,062	0	0	71,208	0	0	36,966
4인	0	26,625	15,786	82,273	0	179,023	116,849	676	0	14,358
5인	0	44,404	2,157	81,567	50,200	329,841	92,354	3,513	0	8,684
6인	0	6,936	220	18,789	74,512	66,811	59,366	5,269	0	0
7인+	0	1,010	41	8,800	22,125	10,314	43,585	7,595	0	0

[2005년]

가구 원수 Size	계 Total	1세대 가구 One generation household					2세대 가구 Two generation household			
		부부 a)	부부+형제자매 (친인척) b)	가구주+ 형제자매 c)	가구주+기타 친인척 d)	기타 Others	부부+자녀 e)	부+자녀 f)	모+자녀 g)	부부+양친 h)
합계 Total	15,971,010	2,267,915	33,936	205,914	33,094	45,488	6,743,687	287,962	1,088,059	23,352
1인	3,187,151	0	0	0	0	0	0	0	0	0
2인	3,536,232	2,267,915	0	174,936	25,275	13,569	0	145,217	589,009	0
3인	3,344,044	0	29,666	27,445	5,389	24,906	2,326,948	120,188	419,495	0
4인	4,314,495	0	3,359	3,130	1,651	5,054	3,744,397	20,084	71,186	23,352
5인	1,228,251	0	684	366	633	1,420	621,506	2,237	7,572	0
6인	267,881	0	171	33	100	338	45,036	201	675	0
7인+	92,956	0	56	4	46	201	5,800	35	122	0

가구 원수 Size	2세대 가구 Two generation household				3세대 가구 Three generation household			4세대 이상 Four or more generation	1인 가구 One person household	비친족 가구 Non relative household
	부부+한부모 i)	부부+자녀+ 형제자매 j)	조부모+ 손자녀 k)	기타 Others	부부+자녀 +양친 l)	부부+자녀 +한부모 m)	기타 Others			
합계 Total	132,070	74,206	58,058	450,564	140,776	569,190	386,091	15,973	3,187,151	227,524
1인	0	0	0	0	0	0	0	0	3,187,151	0
2인	0	0	0	155,880	0	0	0	0	0	164,431
3인	132,070	0	39,098	106,051	0	0	73,862	0	0	38,926
4인	0	25,534	16,480	83,475	0	179,404	121,515	679	0	15,195
5인	0	41,316	2,210	78,615	48,500	317,792	92,970	3,458	0	8,972
6인	0	6,447	229	18,129	71,380	62,834	57,360	4,948	0	0
7인+	0	909	41	8,414	20,896	9,160	40,384	6,888	0	0

Note : a) Married couple without child(ren) h) Married couple with parents
 b) Married couple with brother(s) or sister(s) or relative(s) i) Married couple with one parent
 c) Household head with brother(s) or sister(s) j) Married couple with own child(ren) and brother(s) or sister(s)
 d) Household head with other relative(s) k) Grandparent(s) with own grandchild(ren)
 e) Married couple with own child(ren) l) Married couple with own child(ren) and parents
 f) Father with own child(ren) m) Married couple with own child(ren) and one parent
 g) Mother with own child(ren)

8. 가구구성 및 가구원수별 가구(계속)

Households by Household Composition and Household Size(Cont'd)

단위 : 가구

Unit : household

【2006년】

가구 원수 Size	계 Total	1세대 가구 One generation household					2세대 가구 Two generation household			
		부부 a)	부부+형제자매 (친인척) b)	가구주+ 형제자매 c)	가구주+기타 친인척 d)	기타 Others	부부+자녀 e)	부+자녀 f)	모+자녀 g)	부부+양친 h)
합계 Total	16,158,334	2,323,818	33,923	204,135	33,746	46,506	6,808,190	293,667	1,099,848	24,042
1인	3,239,440	0	0	0	0	0	0	0	0	0
2인	3,605,265	2,323,818	0	174,245	25,730	14,055	0	148,060	595,658	0
3인	3,386,546	0	29,722	26,628	5,529	25,462	2,359,648	123,055	425,716	0
4인	4,350,453	0	3,300	2,900	1,691	5,060	3,782,892	20,274	70,633	24,042
5인	1,223,990	0	668	327	641	1,388	618,956	2,070	7,251	0
6인	260,520	0	172	31	103	335	42,156	173	502	0
7인+	92,120	0	61	4	52	206	4,538	35	88	0

가구 원수 Size	2세대 가구 Two generation household				3세대 가구 Three generation household			4세대 이상 Four or more generation	1인 가구 One person household	비친족 가구 Non relative household
	부부+한부모 i)	부부+자녀+ 형제자매 j)	조부모+ 손자녀 k)	기타 Others	부부+자녀 +양친 l)	부부+자녀 +한부모 m)	기타 Others			
합계 Total	134,863	71,816	60,057	451,955	142,255	569,602	385,381	15,824	3,239,440	219,266
1인	0	0	0	0	0	0	0	0	3,239,440	0
2인	0	0	0	158,062	0	0	0	0	0	165,637
3인	134,863	0	40,546	108,023	0	0	74,270	0	0	33,084
4인	0	25,265	17,044	81,275	0	180,878	121,767	700	0	12,732
5인	0	39,611	2,213	79,503	48,802	318,916	92,434	3,397	0	7,813
6인	0	6,104	213	16,904	71,524	61,219	56,264	4,820	0	0
7인+	0	836	41	8,188	21,929	8,589	40,646	6,907	0	0

【2007년】

가구 원수 Size	계 Total	1세대 가구 One generation household					2세대 가구 Two generation household			
		부부 a)	부부+형제자매 (친인척) b)	가구주+ 형제자매 c)	가구주+기타 친인척 d)	기타 Others	부부+자녀 e)	부+자녀 f)	모+자녀 g)	부부+양친 h)
합계 Total	16,417,423	2,390,541	34,233	203,234	34,484	47,749	6,888,572	301,123	1,119,667	24,740
1인	3,298,261	0	0	0	0	0	0	0	0	0
2인	3,692,674	2,390,541	0	174,257	26,272	14,617	0	152,027	607,737	0
3인	3,442,651	0	30,043	25,939	5,663	26,109	2,393,423	126,398	434,189	0
4인	4,409,443	0	3,287	2,712	1,734	5,109	3,833,529	20,589	70,633	24,740
5인	1,229,939	0	664	295	653	1,375	619,659	1,930	6,645	0
6인	256,445	0	176	28	107	337	38,462	149	396	0
7인+	88,010	0	63	3	55	202	3,499	30	67	0

가구 원수 Size	2세대 가구 Two generation household				3세대 가구 Three generation household			4세대 이상 Four or more generation	1인 가구 One person household	비친족 가구 Non relative household
	부부+한부모 i)	부부+자녀+ 형제자매 j)	조부모+ 손자녀 k)	기타 Others	부부+자녀 +양친 l)	부부+자녀 +한부모 m)	기타 Others			
합계 Total	139,097	70,099	62,266	460,871	143,573	575,083	391,452	15,864	3,298,261	216,514
1인	0	0	0	0	0	0	0	0	3,298,261	0
2인	0	0	0	162,824	0	0	0	0	0	164,399
3인	139,097	0	42,046	111,352	0	0	76,230	0	0	32,162
4인	0	24,780	17,677	82,795	0	183,867	124,904	719	0	12,368
5인	0	38,787	2,284	79,478	49,489	323,386	94,234	3,475	0	7,585
6인	0	5,791	217	16,550	72,311	60,338	56,687	4,896	0	0
7인+	0	741	42	7,872	21,773	7,492	39,397	6,774	0	0

Note :

- | | |
|--|---|
| a) Married couple without child(ren)
b) Married couple with brother(s) or sister(s) or relative(s)
c) Household head with brother(s) or sister(s)
d) Household head with other relative(s)
e) Married couple with own child(ren)
f) Father with own child(ren)
g) Mother with own child(ren) | h) Married couple with parents
i) Married couple with one parent
j) Married couple with own child(ren) and brother(s) or sister(s)
k) Grandparent(s) with own grandchild(ren)
l) Married couple with own child(ren) and parents
m) Married couple with own child(ren) and one parent |
|--|---|

8. 가구구성 및 가구원수별 가구(계속)

Households by Household Composition and Household Size(Cont'd)

단위 : 가구

Unit : household

[2008년]

가구원수 Size	계 Total	1세대 가구 One generation household					2세대 가구 Two generation household			
		부부 a)	부부+형제자매 (친인척) b)	가구주+ 형제자매 c)	가구주+기타 친인척 d)	기타 Others	부부+자녀 e)	부+자녀 f)	모+자녀 g)	부부+양친 h)
합계 Total	16,673,162	2,459,955	34,601	201,589	35,164	48,934	6,964,661	308,416	1,138,752	25,467
1인	3,357,255	0	0	0	0	0	0	0	0	0
2인	3,781,395	2,459,955	0	173,528	26,771	15,146	0	155,924	619,463	0
3인	3,497,010	0	30,410	25,227	5,788	26,729	2,425,645	129,660	442,331	0
4인	4,466,020	0	3,283	2,538	1,773	5,159	3,881,815	20,883	70,558	25,467
5인	1,235,052	0	662	266	664	1,364	619,766	1,798	6,061	0
6인	252,310	0	180	27	110	338	34,914	125	293	0
7인+	84,120	0	66	3	58	198	2,521	26	46	0

가구원수 Size	2세대 가구 Two generation household				3세대 가구 Three generation household			4세대 이상 Four or more generation	1인 가구 One person household	비친족 가구 Non relative household
	부부+한부모 i)	부부+자녀+ 형제자매 j)	조부모+ 손자녀 k)	기타 Others	부부+자녀 +양친 l)	부부+자녀 +한부모 m)	기타 Others			
합계 Total	143,478	68,450	64,501	469,954	144,789	580,047	397,638	15,905	3,357,255	213,606
1인	0	0	0	0	0	0	0	0	3,357,255	0
2인	0	0	0	167,637	0	0	0	0	0	162,971
3인	143,478	0	43,562	114,703	0	0	78,218	0	0	31,259
4인	0	24,335	18,318	84,338	0	186,711	128,091	738	0	12,013
5인	0	37,969	2,357	79,497	50,150	327,519	96,062	3,554	0	7,363
6인	0	5,493	222	16,202	73,015	59,366	57,057	4,968	0	0
7인+	0	653	42	7,577	21,624	6,451	38,210	6,645	0	0

[2009년]

가구원수 Size	계 Total	1세대 가구 One generation household					2세대 가구 Two generation household			
		부부 a)	부부+형제자매 (친인척) b)	가구주+ 형제자매 c)	가구주+기타 친인척 d)	기타 Others	부부+자녀 e)	부+자녀 f)	모+자녀 g)	부부+양친 h)
합계 Total	16,916,966	2,530,730	34,968	199,014	35,771	50,051	7,032,014	315,447	1,156,514	26,210
1인	3,415,121	0	0	0	0	0	0	0	0	0
2인	3,869,563	2,530,730	0	171,912	27,217	15,641	0	159,698	630,508	0
3인	3,547,686	0	30,773	24,464	5,899	27,313	2,454,768	132,803	449,916	0
4인	4,517,450	0	3,283	2,371	1,809	5,208	3,925,259	21,150	70,375	26,210
5인	1,238,696	0	660	239	673	1,355	618,914	1,672	5,494	0
6인	248,050	0	184	25	113	340	31,479	102	194	0
7인+	80,400	0	68	3	60	194	1,594	22	27	0

가구원수 Size	2세대 가구 Two generation household				3세대 가구 Three generation household			4세대 이상 Four or more generation	1인 가구 One person household	비친족 가구 Non relative household
	부부+한부모 i)	부부+자녀+ 형제자매 j)	조부모+ 손자녀 k)	기타 Others	부부+자녀 +양친 l)	부부+자녀 +한부모 m)	기타 Others			
합계 Total	148,006	66,770	66,798	478,989	145,885	584,264	403,822	15,964	3,415,121	210,628
1인	0	0	0	0	0	0	0	0	3,415,121	0
2인	0	0	0	172,431	0	0	0	0	0	161,426
3인	148,006	0	45,121	118,026	0	0	80,213	0	0	30,384
4인	0	23,890	18,978	85,866	0	189,332	131,291	758	0	11,670
5인	0	37,107	2,430	79,517	50,777	331,184	97,890	3,636	0	7,148
6인	0	5,203	227	15,854	73,632	58,292	57,363	5,042	0	0
7인+	0	570	42	7,295	21,476	5,456	37,065	6,528	0	0

Note :

- | | |
|--|---|
| a) Married couple without child(ren)
b) Married couple with brother(s) or sister(s) or relative(s)
c) Household head with brother(s) or sister(s)
d) Household head with other relative(s)
e) Married couple with own child(ren)
f) Father with own child(ren)
g) Mother with own child(ren) | h) Married couple with parents
i) Married couple with one parent
j) Married couple with own child(ren) and brother(s) or sister(s)
k) Grandparent(s) with own grandchild(ren)
l) Married couple with own child(ren) and parents
m) Married couple with own child(ren) and one parent |
|--|---|

8. 가구구성 및 가구원수별 가구(계속)

Households by Household Composition and Household Size(Cont'd)

단위 : 가구

Unit : household

【2010년】

가구 원수 Size	계 Total	1세대 가구 One generation household					2세대 가구 Two generation household			
		부부 a)	부부+형제자매 (친인척) b)	가구주+ 형제자매 c)	가구주+기타 친인척 d)	기타 Others	부부+자녀 e)	부+자녀 f)	모+자녀 g)	부부+양친 h)
합계 Total	17,152,277	2,602,624	35,325	195,868	36,340	51,101	7,091,857	322,180	1,173,043	26,973
1인	3,473,415	0	0	0	0	0	0	0	0	0
2인	3,957,526	2,602,624	0	169,729	27,636	16,106	0	163,329	640,915	0
3인	3,595,201	0	31,124	23,685	6,002	27,863	2,481,215	135,814	456,981	0
4인	4,564,481	0	3,284	2,215	1,842	5,254	3,964,525	21,388	70,097	26,973
5인	1,241,105	0	659	214	682	1,346	617,248	1,552	4,943	0
6인	243,715	0	188	23	116	341	28,157	79	99	0
7인+	76,834	0	70	2	62	191	712	18	8	0

가구 원수 Size	2세대 가구 Two generation household				3세대 가구 Three generation household			4세대 이상 Four or more generation	1인 가구 One person household	비친족 가구 Non relative household
	부부+한부모 i)	부부+자녀+ 형제자매 j)	조부모+ 손자녀 k)	기타 Others	부부+자녀 +양친 l)	부부+자녀 +한부모 m)	기타 Others			
합계 Total	152,650	65,096	69,175	488,016	146,895	587,792	410,068	16,027	3,473,415	207,832
1인	0	0	0	0	0	0	0	0	3,473,415	0
2인	0	0	0	177,223	0	0	0	0	0	159,964
3인	152,650	0	46,733	121,337	0	0	82,227	0	0	29,570
4인	0	23,457	19,662	87,387	0	191,744	134,524	778	0	11,351
5인	0	36,225	2,506	79,541	51,381	334,412	99,730	3,719	0	6,947
6인	0	4,923	232	15,504	74,181	57,135	57,624	5,113	0	0
7인+	0	491	42	7,024	21,333	4,501	35,963	6,417	0	0

【2011년】

가구 원수 Size	계 Total	1세대 가구 One generation household					2세대 가구 Two generation household			
		부부 a)	부부+형제자매 (친인척) b)	가구주+ 형제자매 c)	가구주+기타 친인척 d)	기타 Others	부부+자녀 e)	부+자녀 f)	모+자녀 g)	부부+양친 h)
합계 Total	17,379,667	2,673,492	35,642	192,436	36,875	52,133	7,147,076	328,658	1,188,543	27,750
1인	3,531,424	0	0	0	0	0	0	0	0	0
2인	4,043,612	2,673,492	0	167,234	28,031	16,557	0	166,840	650,783	0
3인	3,640,591	0	31,438	22,918	6,097	28,403	2,505,945	138,707	463,606	0
4인	4,608,655	0	3,284	2,069	1,873	5,303	4,001,138	21,601	69,739	27,750
5인	1,242,634	0	657	192	691	1,339	615,039	1,439	4,409	0
6인	239,346	0	191	21	119	343	24,954	57	6	0
7인+	73,405	0	72	2	64	188	0	14	0	0

가구 원수 Size	2세대 가구 Two generation household				3세대 가구 Three generation household			4세대 이상 Four or more generation	1인 가구 One person household	비친족 가구 Non relative household
	부부+한부모 i)	부부+자녀+ 형제자매 j)	조부모+ 손자녀 k)	기타 Others	부부+자녀 +양친 l)	부부+자녀 +한부모 m)	기타 Others			
합계 Total	157,456	63,470	71,546	496,823	147,779	590,767	416,288	16,107	3,531,424	205,402
1인	0	0	0	0	0	0	0	0	3,531,424	0
2인	0	0	0	181,942	0	0	0	0	0	158,733
3인	157,456	0	48,341	124,586	0	0	84,256	0	0	28,838
4인	0	23,049	20,345	88,864	0	193,989	137,786	800	0	11,065
5인	0	35,352	2,582	79,535	51,961	337,284	101,579	3,809	0	6,766
6인	0	4,653	235	15,150	74,669	55,919	57,838	5,191	0	0
7인+	0	416	43	6,746	21,149	3,575	34,829	6,307	0	0

Note :

a) Married couple without child(ren) b) Married couple with brother(s) or sister(s) or relative(s) c) Household head with brother(s) or sister(s) d) Household head with other relative(s) e) Married couple with own child(ren) f) Father with own child(ren) g) Mother with own child(ren)	h) Married couple with parents i) Married couple with one parent j) Married couple with own child(ren) and brother(s) or sister(s) k) Grandparent(s) with own grandchild(ren) l) Married couple with own child(ren) and parents m) Married couple with own child(ren) and one parent
--	---

8. 가구구성 및 가구원수별 가구(계속)

Households by Household Composition and Household Size(Cont'd)

단위 : 가구

Unit : household

[2012년]

가구 원수 Size	계 Total	1세대 가구 One generation household					2세대 가구 Two generation household			
		부부 a)	부부+형제자매 (친인척) b)	가구주+ 형제자매 c)	가구주+기타 친인척 d)	기타 Others	부부+자녀 e)	부+자녀 f)	모+자녀 g)	부부+양친 h)
합계 Total	17,596,139	2,743,107	35,893	189,118	37,368	53,131	7,195,253	334,770	1,202,822	28,521
1인	3,589,004	0	0	0	0	0	0	0	0	0
2인	4,127,770	2,743,107	0	164,784	28,395	16,992	0	170,171	659,959	0
3인	3,682,670	0	31,692	22,204	6,188	28,926	2,527,919	141,439	469,685	0
4인	4,648,316	0	3,280	1,937	1,901	5,352	4,033,430	21,782	69,290	28,521
5인	1,243,120	0	655	171	698	1,333	612,058	1,332	3,888	0
6인	235,119	0	193	20	121	344	21,846	36	0	0
7인+	70,140	0	73	2	65	184	0	10	0	0

가구 원수 Size	2세대 가구 Two generation household				3세대 가구 Three generation household			4세대 이상 Four or more generation	1인 가구 One person household	비친족 가구 Non relative household
	부부+한부모 i)	부부+자녀+ 형제자매 j)	조부모+ 손자녀 k)	기타 Others	부부+자녀 +양친 l)	부부+자녀 +한부모 m)	기타 Others			
합계 Total	162,317	61,875	73,965	505,299	148,596	593,019	422,497	16,181	3,589,004	203,403
1인	0	0	0	0	0	0	0	0	3,589,004	0
2인	0	0	0	186,569	0	0	0	0	0	157,793
3인	162,317	0	49,981	127,763	0	0	86,364	0	0	28,192
4인	0	22,658	21,043	90,288	0	196,018	141,178	825	0	10,813
5인	0	34,483	2,658	79,489	52,607	339,722	103,508	3,913	0	6,605
6인	0	4,393	241	14,783	75,201	54,623	58,034	5,284	0	0
7인+	0	341	42	6,407	20,788	2,656	33,413	6,159	0	0

[2013년]

가구 원수 Size	계 Total	1세대 가구 One generation household					2세대 가구 Two generation household			
		부부 a)	부부+형제자매 (친인척) b)	가구주+ 형제자매 c)	가구주+기타 친인척 d)	기타 Others	부부+자녀 e)	부+자녀 f)	모+자녀 g)	부부+양친 h)
합계 Total	17,803,198	2,812,341	36,085	186,208	37,873	54,105	7,234,542	340,455	1,215,788	29,296
1인	3,648,184	0	0	0	0	0	0	0	0	0
2인	4,211,189	2,812,341	0	162,643	28,769	17,414	0	173,291	668,434	0
3인	3,720,953	0	31,892	21,572	6,278	29,439	2,546,725	143,983	475,217	0
4인	4,682,696	0	3,272	1,820	1,931	5,400	4,060,740	21,929	68,756	29,296
5인	1,242,314	0	652	153	706	1,328	608,240	1,230	3,381	0
6인	230,896	0	196	18	123	345	18,837	15	0	0
7인+	66,966	0	73	2	66	179	0	7	0	0

가구 원수 Size	2세대 가구 Two generation household				3세대 가구 Three generation household			4세대 이상 Four or more generation	1인 가구 One person household	비친족 가구 Non relative household
	부부+한부모 i)	부부+자녀+ 형제자매 j)	조부모+ 손자녀 k)	기타 Others	부부+자녀 +양친 l)	부부+자녀 +한부모 m)	기타 Others			
합계 Total	167,160	60,289	76,456	513,649	149,437	594,507	428,747	16,250	3,648,184	201,826
1인	0	0	0	0	0	0	0	0	3,648,184	0
2인	0	0	0	191,153	0	0	0	0	0	157,144
3인	167,160	0	51,670	130,901	0	0	88,489	0	0	27,627
4인	0	22,273	21,763	91,682	0	197,793	144,598	851	0	10,592
5인	0	33,605	2,736	79,424	53,272	341,663	105,443	4,018	0	6,463
6인	0	4,141	245	14,414	75,735	53,266	58,188	5,373	0	0
7인+	0	270	42	6,075	20,430	1,785	32,029	6,008	0	0

Note : a) Married couple without child(ren)
 b) Married couple with brother(s) or sister(s) or relative(s)
 c) Household head with brother(s) or sister(s)
 d) Household head with other relative(s)
 e) Married couple with own child(ren)
 f) Father with own child(ren)
 g) Mother with own child(ren)
 h) Married couple with parents
 i) Married couple with one parent
 j) Married couple with own child(ren) and brother(s) or sister(s)
 k) Grandparent(s) with own grandchild(ren)
 l) Married couple with own child(ren) and parents
 m) Married couple with own child(ren) and one parent

8. 가구구성 및 가구원수별 가구(계속)

Households by Household Composition and Household Size(Cont'd)

단위 : 가구

Unit : household

【2014년】

가구 원수 Size	계 Total	1세대 가구 One generation household					2세대 가구 Two generation household			
		부부 a)	부부+형제자매 (친인척) b)	가구주+ 형제자매 c)	가구주+기타 친인척 d)	기타 Others	부부+자녀 e)	부+자녀 f)	모+자녀 g)	부부+양친 h)
합계 Total	18,001,541	2,882,025	36,224	183,923	38,372	55,062	7,263,985	345,708	1,227,514	30,069
1인	3,709,503	0	0	0	0	0	0	0	0	0
2인	4,294,937	2,882,025	0	161,011	29,140	17,826	0	176,193	676,246	0
3인	3,755,173	0	32,046	21,039	6,367	29,940	2,562,013	146,336	480,235	0
4인	4,711,214	0	3,260	1,718	1,959	5,450	4,082,508	22,041	68,145	30,069
5인	1,240,133	0	648	137	714	1,324	603,539	1,135	2,888	0
6인	226,700	0	197	17	125	347	15,925	0	0	0
7인+	63,881	0	73	1	67	175	0	3	0	0

가구 원수 Size	2세대 가구 Two generation household				3세대 가구 Three generation household			4세대 이상 Four or more generation	1인 가구 One person household	비친족 가구 Non relative household
	부부+한부모 i)	부부+자녀+ 형제자매 j)	조부모+ 손자녀 k)	기타 Others	부부+자녀 +양친 l)	부부+자녀 +한부모 m)	기타 Others			
합계 Total	171,978	58,699	79,078	521,921	150,308	595,179	434,996	16,336	3,709,503	200,661
1인	0	0	0	0	0	0	0	0	3,709,503	0
2인	0	0	0	195,712	0	0	0	0	0	156,784
3인	171,978	0	53,447	134,013	0	0	90,621	0	0	27,138
4인	0	21,887	22,520	93,057	0	199,290	148,032	877	0	10,401
5인	0	32,713	2,818	79,346	53,958	343,076	107,371	4,128	0	6,338
6인	0	3,895	251	14,043	76,277	51,852	58,302	5,469	0	0
7인+	0	204	42	5,750	20,073	961	30,670	5,862	0	0

【2015년】

가구 원수 Size	계 Total	1세대 가구 One generation household					2세대 가구 Two generation household			
		부부 a)	부부+형제자매 (친인척) b)	가구주+ 형제자매 c)	가구주+기타 친인척 d)	기타 Others	부부+자녀 e)	부+자녀 f)	모+자녀 g)	부부+양친 h)
합계 Total	18,191,663	2,953,367	36,350	182,379	38,866	56,046	7,282,487	350,492	1,237,981	30,834
1인	3,773,408	0	0	0	0	0	0	0	0	0
2인	4,380,250	2,953,367	0	159,996	29,507	18,243	0	178,853	683,380	0
3인	3,784,945	0	32,183	20,614	6,455	30,459	2,573,379	148,476	484,731	0
4인	4,733,212	0	3,249	1,629	1,987	5,504	4,098,097	22,118	67,462	30,834
5인	1,236,470	0	645	123	722	1,321	597,901	1,045	2,408	0
6인	222,512	0	199	16	127	348	13,110	0	0	0
7인+	60,866	0	74	1	68	171	0	0	0	0

가구 원수 Size	2세대 가구 Two generation household				3세대 가구 Three generation household			4세대 이상 Four or more generation	1인 가구 One person household	비친족 가구 Non relative household
	부부+한부모 i)	부부+자녀+ 형제자매 j)	조부모+ 손자녀 k)	기타 Others	부부+자녀 +양친 l)	부부+자녀 +한부모 m)	기타 Others			
합계 Total	176,747	57,086	81,846	530,148	151,182	594,981	441,240	16,413	3,773,408	199,810
1인	0	0	0	0	0	0	0	0	3,773,408	0
2인	0	0	0	200,261	0	0	0	0	0	156,643
3인	176,747	0	55,323	137,109	0	0	92,762	0	0	26,707
4인	0	21,492	23,321	94,416	0	200,486	151,481	904	0	10,232
5인	0	31,799	2,904	79,259	54,656	343,927	109,293	4,239	0	6,228
6인	0	3,653	256	13,673	76,816	50,384	58,372	5,558	0	0
7인+	0	142	42	5,430	19,710	184	29,332	5,712	0	0

Note : a) Married couple without child(ren) h) Married couple with parents
 b) Married couple with brother(s) or sister(s) or relative(s) i) Married couple with one parent
 c) Household head with brother(s) or sister(s) j) Married couple with own child(ren) and brother(s) or sister(s)
 d) Household head with other relative(s) k) Grandparent(s) with own grandchild(ren)
 e) Married couple with own child(ren) l) Married couple with own child(ren) and parents
 f) Father with own child(ren) m) Married couple with own child(ren) and one parent
 g) Mother with own child(ren)

8. 가구구성 및 가구원수별 가구(계속)

Households by Household Composition and Household Size(Cont'd)

단위 : 가구

Unit : household

[2016년]

가구 원수 Size	계 Total	1세대 가구 One generation household					2세대 가구 Two generation household			
		부부 a)	부부+형제자매 (친인척) b)	가구주+ 형제자매 c)	가구주+기타 친인척 d)	기타 Others	부부+자녀 e)	부+자녀 f)	모+자녀 g)	부부+양친 h)
합계 Total	18,373,604	3,027,465	36,492	181,562	39,346	57,046	7,289,563	354,780	1,247,155	31,571
1인	3,839,619	0	0	0	0	0	0	0	0	0
2인	4,468,037	3,027,465	0	159,594	29,866	18,663	0	181,263	689,813	0
3인	3,810,156	0	32,336	20,290	6,538	30,986	2,580,640	150,399	488,694	0
4인	4,748,265	0	3,241	1,552	2,015	5,561	4,107,207	22,158	66,707	31,571
5인	1,231,122	0	642	110	730	1,320	591,322	960	1,941	0
6인	218,462	0	200	15	129	350	10,394	0	0	0
7인+	57,943	0	73	1	68	166	0	0	0	0

가구 원수 Size	2세대 가구 Two generation household				3세대 가구 Three generation household			4세대 이상 Four or more generation	1인 가구 One person household	비친족 가구 Non relative household
	부부+한부모 i)	부부+자녀+ 형제자매 j)	조부모+ 손자녀 k)	기타 Others	부부+자녀 +양친 l)	부부+자녀 +한부모 m)	기타 Others			
합계 Total	181,479	55,459	84,786	538,345	152,051	593,852	447,489	16,493	3,839,619	199,051
1인	0	0	0	0	0	0	0	0	3,839,619	0
2인	0	0	0	204,823	0	0	0	0	0	156,550
3인	181,479	0	57,315	140,206	0	0	94,970	0	0	26,303
4인	0	21,089	24,172	95,773	0	201,169	155,041	935	0	10,074
5인	0	30,868	2,996	79,172	55,433	343,860	111,278	4,366	0	6,124
6인	0	3,419	261	13,306	77,449	48,823	58,447	5,669	0	0
7인+	0	83	42	5,065	19,169	0	27,753	5,523	0	0

[2017년]

가구 원수 Size	계 Total	1세대 가구 One generation household					2세대 가구 Two generation household			
		부부 a)	부부+형제자매 (친인척) b)	가구주+ 형제자매 c)	가구주+기타 친인척 d)	기타 Others	부부+자녀 e)	부+자녀 f)	모+자녀 g)	부부+양친 h)
합계 Total	18,546,858	3,105,135	36,689	181,323	39,818	58,067	7,285,313	358,561	1,254,949	32,295
1인	3,907,139	0	0	0	0	0	0	0	0	0
2인	4,558,766	3,105,135	0	159,681	30,219	19,088	0	183,417	695,491	0
3인	3,830,710	0	32,537	20,044	6,623	31,525	2,583,807	152,101	492,088	0
4인	4,756,447	0	3,238	1,485	2,041	5,622	4,109,873	22,162	65,882	32,295
5인	1,224,241	0	640	98	737	1,320	583,851	881	1,488	0
6인	214,493	0	202	14	131	352	7,782	0	0	0
7인+	55,062	0	72	1	67	160	0	0	0	0

가구 원수 Size	2세대 가구 Two generation household				3세대 가구 Three generation household			4세대 이상 Four or more generation	1인 가구 One person household	비친족 가구 Non relative household
	부부+한부모 i)	부부+자녀+ 형제자매 j)	조부모+ 손자녀 k)	기타 Others	부부+자녀 +양친 l)	부부+자녀 +한부모 m)	기타 Others			
합계 Total	186,181	53,818	87,889	546,456	152,926	591,771	453,753	16,567	3,907,139	198,208
1인	0	0	0	0	0	0	0	0	3,907,139	0
2인	0	0	0	209,365	0	0	0	0	0	156,370
3인	186,181	0	59,418	143,281	0	0	97,206	0	0	25,899
4인	0	20,677	25,070	97,109	0	201,461	158,647	967	0	9,918
5인	0	29,923	3,092	79,070	56,246	343,097	113,277	4,500	0	6,021
6인	0	3,189	268	12,938	78,120	47,213	58,501	5,783	0	0
7인+	0	29	41	4,693	18,560	0	26,122	5,317	0	0

Note :

- a) Married couple without child(ren)
- b) Married couple with brother(s) or sister(s) or relative(s)
- c) Household head with brother(s) or sister(s)
- d) Household head with other relative(s)
- e) Married couple with own child(ren)
- f) Father with own child(ren)
- g) Mother with own child(ren)
- h) Married couple with parents
- i) Married couple with one parent
- j) Married couple with own child(ren) and brother(s) or sister(s)
- k) Grandparent(s) with own grandchild(ren)
- l) Married couple with own child(ren) and parents
- m) Married couple with own child(ren) and one parent

8. 가구구성 및 가구원수별 가구(계속)

Households by Household Composition and Household Size(Cont'd)

단위 : 가구

Unit : household

【2018년】

가구 원수 Size	계 Total	1세대 가구 One generation household					2세대 가구 Two generation household			
		부부 a)	부부+형제자매 (친인척) b)	가구주+ 형제자매 c)	가구주+기타 친인척 d)	기타 Others	부부+자녀 e)	부+자녀 f)	모+자녀 g)	부부+양친 h)
합계 Total	18,711,665	3,186,950	36,960	181,279	40,279	59,078	7,270,608	361,831	1,261,356	32,982
1인	3,975,276	0	0	0	0	0	0	0	0	0
2인	4,652,569	3,186,950	0	159,924	30,565	19,508	0	185,313	700,406	0
3인	3,846,755	0	32,802	19,830	6,702	32,059	2,583,178	153,578	494,910	0
4인	4,758,247	0	3,243	1,423	2,067	5,683	4,106,563	22,133	64,991	32,982
5인	1,216,022	0	640	87	745	1,320	575,592	807	1,049	0
6인	210,594	0	204	14	133	354	5,275	0	0	0
7인+	52,202	0	71	1	67	154	0	0	0	0

가구 원수 Size	2세대 가구 Two generation household				3세대 가구 Three generation household			4세대 이상 Four or more generation	1인 가구 One person household	비친족 가구 Non relative household
	부부+한부모 i)	부부+자녀+ 형제자매 j)	조부모+ 손자녀 k)	기타 Others	부부+자녀 +양친 l)	부부+자녀 +한부모 m)	기타 Others			
합계 Total	190,803	52,190	91,143	554,473	153,811	588,794	460,044	16,623	3,975,276	197,185
1인	0	0	0	0	0	0	0	0	3,975,276	0
2인	0	0	0	213,877	0	0	0	0	0	156,026
3인	190,803	0	61,623	146,327	0	0	99,456	0	0	25,487
4인	0	20,257	26,013	98,422	0	201,439	162,275	999	0	9,757
5인	0	28,968	3,193	78,949	57,078	341,775	115,273	4,631	0	5,915
6인	0	2,965	274	12,570	78,806	45,580	58,525	5,894	0	0
7인+	0	0	40	4,328	17,927	0	24,515	5,099	0	0

【2019년】

가구 원수 Size	계 Total	1세대 가구 One generation household					2세대 가구 Two generation household			
		부부 a)	부부+형제자매 (친인척) b)	가구주+ 형제자매 c)	가구주+기타 친인척 d)	기타 Others	부부+자녀 e)	부+자녀 f)	모+자녀 g)	부부+양친 h)
합계 Total	18,867,058	3,272,447	37,297	181,012	40,704	60,075	7,246,750	364,573	1,266,367	33,633
1인	4,043,024	0	0	0	0	0	0	0	0	0
2인	4,748,356	3,272,447	0	159,955	30,884	19,922	0	186,940	704,548	0
3인	3,858,541	0	33,124	19,603	6,777	32,586	2,579,200	154,827	497,160	0
4인	4,754,356	0	3,255	1,363	2,092	5,744	4,097,992	22,068	64,036	33,633
5인	1,206,639	0	641	77	751	1,320	566,681	738	623	0
6인	206,785	0	207	13	135	356	2,877	0	0	0
7인+	49,357	0	70	1	65	147	0	0	0	0

가구 원수 Size	2세대 가구 Two generation household				3세대 가구 Three generation household			4세대 이상 Four or more generation	1인 가구 One person household	비친족 가구 Non relative household
	부부+한부모 i)	부부+자녀+ 형제자매 j)	조부모+ 손자녀 k)	기타 Others	부부+자녀 +양친 l)	부부+자녀 +한부모 m)	기타 Others			
합계 Total	195,286	50,599	94,512	562,365	154,701	585,015	466,300	16,678	4,043,024	195,720
1인	0	0	0	0	0	0	0	0	4,043,024	0
2인	0	0	0	218,347	0	0	0	0	0	155,313
3인	195,286	0	63,905	149,338	0	0	101,705	0	0	25,030
4인	0	19,835	26,990	99,704	0	201,129	165,904	1,032	0	9,579
5인	0	28,015	3,297	78,804	57,929	339,948	117,251	4,766	0	5,798
6인	0	2,749	280	12,202	79,506	43,938	58,517	6,005	0	0
7인+	0	0	40	3,970	17,266	0	22,923	4,875	0	0

Note : a) Married couple without child(ren) h) Married couple with parents
 b) Married couple with brother(s) or sister(s) or relative(s) i) Married couple with one parent
 c) Household head with brother(s) or sister(s) j) Married couple with own child(ren) and brother(s) or sister(s)
 d) Household head with other relative(s) k) Grandparent(s) with own grandchild(ren)
 e) Married couple with own child(ren) l) Married couple with own child(ren) and parents
 f) Father with own child(ren) m) Married couple with own child(ren) and one parent
 g) Mother with own child(ren)

8. 가구구성 및 가구원수별 가구(계속)

Households by Household Composition and Household Size(Cont'd)

단위 : 가구

Unit : household

【2020년】

가구 원수 Size	계 Total	1세대 가구 One generation household					2세대 가구 Two generation household			
		부부 a)	부부+형제자매 (친인척) b)	가구주+ 형제자매 c)	가구주+기타 친인척 d)	기타 Others	부부+자녀 e)	부+자녀 f)	모+자녀 g)	부부+양친 h)
합계 Total	19,011,815	3,360,429	37,691	180,291	41,070	61,029	7,215,406	366,800	1,270,039	34,238
1인	4,109,276	0	0	0	0	0	0	0	0	0
2인	4,844,469	3,360,429	0	159,570	31,159	20,320	0	188,305	707,944	0
3인	3,866,466	0	33,498	19,340	6,841	33,089	2,572,453	155,850	498,859	0
4인	4,745,714	0	3,272	1,302	2,113	5,801	4,085,088	21,971	63,025	34,238
5인	1,196,322	0	643	67	757	1,320	557,276	674	211	0
6인	203,053	0	209	12	136	358	589	0	0	0
7인+	46,515	0	69	0	64	141	0	0	0	0

가구 원수 Size	2세대 가구 Two generation household				3세대 가구 Three generation household			4세대 이상 Four or more generation	1인 가구 One person household	비친족 가구 Non relative household
	부부+한부모 i)	부부+자녀+ 형제자매 j)	조부모+ 손자녀 k)	기타 Others	부부+자녀 +양친 l)	부부+자녀 +한부모 m)	기타 Others			
합계 Total	199,549	49,072	97,985	570,130	155,557	580,603	472,433	16,729	4,109,276	193,488
1인	0	0	0	0	0	0	0	0	4,109,276	0
2인	0	0	0	222,774	0	0	0	0	0	153,968
3인	199,549	0	66,258	152,311	0	0	103,931	0	0	24,487
4인	0	19,434	27,998	100,956	0	200,585	169,495	1,066	0	9,370
5인	0	27,096	3,403	78,635	58,780	337,712	119,182	4,903	0	5,663
6인	0	2,542	287	11,833	80,199	42,306	58,467	6,115	0	0
7인+	0	0	39	3,621	16,578	0	21,358	4,645	0	0

【2021년】

가구 원수 Size	계 Total	1세대 가구 One generation household					2세대 가구 Two generation household			
		부부 a)	부부+형제자매 (친인척) b)	가구주+ 형제자매 c)	가구주+기타 친인척 d)	기타 Others	부부+자녀 e)	부+자녀 f)	모+자녀 g)	부부+양친 h)
합계 Total	19,146,744	3,449,565	38,125	179,031	41,355	61,923	7,178,712	368,558	1,272,506	34,782
1인	4,173,951	0	0	0	0	0	0	0	0	0
2인	4,939,514	3,449,565	0	158,695	31,374	20,698	0	189,430	710,560	0
3인	3,870,783	0	33,910	19,027	6,892	33,562	2,563,154	156,668	499,987	0
4인	4,733,087	0	3,293	1,241	2,130	5,854	4,068,194	21,846	61,959	34,782
5인	1,185,971	0	645	57	761	1,319	547,364	614	0	0
6인	199,653	0	210	11	136	356	0	0	0	0
7인+	43,785	0	67	0	62	134	0	0	0	0

가구 원수 Size	2세대 가구 Two generation household				3세대 가구 Three generation household			4세대 이상 Four or more generation	1인 가구 One person household	비친족 가구 Non relative household
	부부+한부모 i)	부부+자녀+ 형제자매 j)	조부모+ 손자녀 k)	기타 Others	부부+자녀 +양친 l)	부부+자녀 +한부모 m)	기타 Others			
합계 Total	203,510	47,630	101,564	577,813	156,354	575,751	478,371	16,775	4,173,951	190,468
1인	0	0	0	0	0	0	0	0	4,173,951	0
2인	0	0	0	227,219	0	0	0	0	0	151,973
3인	203,510	0	68,684	155,289	0	0	106,240	0	0	23,860
4인	0	19,071	29,039	102,206	0	200,019	173,221	1,104	0	9,128
5인	0	26,234	3,512	78,452	59,900	335,378	121,170	5,058	0	5,507
6인	0	2,325	291	11,363	80,518	40,354	57,901	6,188	0	0
7인+	0	0	38	3,284	15,936	0	19,839	4,425	0	0

Note :

- | | |
|--|---|
| a) Married couple without child(ren)
b) Married couple with brother(s) or sister(s) or relative(s)
c) Household head with brother(s) or sister(s)
d) Household head with other relative(s)
e) Married couple with own child(ren)
f) Father with own child(ren)
g) Mother with own child(ren) | h) Married couple with parents
i) Married couple with one parent
j) Married couple with own child(ren) and brother(s) or sister(s)
k) Grandparent(s) with own grandchild(ren)
l) Married couple with own child(ren) and parents
m) Married couple with own child(ren) and one parent |
|--|---|

8. 가구구성 및 가구원수별 가구(계속)

Households by Household Composition and Household Size(Cont'd)

단위 : 가구

Unit : household

[2022년]

가구 원수 Size	계 Total	1세대 가구 One generation household					2세대 가구 Two generation household			
		부부 a)	부부+형제자매 (친인척) b)	가구주+ 형제자매 c)	가구주+기타 친인척 d)	기타 Others	부부+자녀 e)	부+자녀 f)	모+자녀 g)	부부+양친 h)
합계 Total	19,273,336	3,538,564	38,553	177,084	41,565	62,745	7,138,514	369,854	1,273,931	35,278
1인	4,237,673	0	0	0	0	0	0	0	0	0
2인	5,032,385	3,538,564	0	157,195	31,534	21,051	0	190,318	712,477	0
3인	3,872,398	0	34,315	18,652	6,931	33,997	2,552,352	157,285	500,604	0
4인	4,717,973	0	3,314	1,178	2,142	5,901	4,048,977	21,692	60,850	35,278
5인	1,175,473	0	648	48	763	1,316	537,185	559	0	0
6인	196,359	0	211	11	135	353	0	0	0	0
7인+	41,075	0	65	0	60	127	0	0	0	0

가구 원수 Size	2세대 가구 Two generation household				3세대 가구 Three generation household			4세대 이상 Four or more generation	1인 가구 One person household	비친족 가구 Non relative household
	부부+한부모 i)	부부+자녀+ 형제자매 j)	조부모+ 손자녀 k)	기타 Others	부부+자녀 +양친 l)	부부+자녀 +한부모 m)	기타 Others			
합계 Total	207,098	46,306	105,217	585,476	157,085	570,584	484,055	16,791	4,237,673	186,963
1인	0	0	0	0	0	0	0	0	4,237,673	0
2인	0	0	0	231,680	0	0	0	0	0	149,566
3인	207,098	0	71,162	158,271	0	0	108,544	0	0	23,187
4인	0	18,753	30,103	103,452	0	199,381	176,941	1,142	0	8,869
5인	0	25,437	3,621	78,252	61,121	332,858	123,111	5,213	0	5,341
6인	0	2,116	294	10,863	80,681	38,345	57,111	6,239	0	0
7인+	0	0	37	2,958	15,283	0	18,348	4,197	0	0

[2023년]

가구 원수 Size	계 Total	1세대 가구 One generation household					2세대 가구 Two generation household			
		부부 a)	부부+형제자매 (친인척) b)	가구주+ 형제자매 c)	가구주+기타 친인척 d)	기타 Others	부부+자녀 e)	부+자녀 f)	모+자녀 g)	부부+양친 h)
합계 Total	19,390,772	3,625,834	38,952	174,406	41,733	63,453	7,095,744	370,716	1,274,420	35,720
1인	4,300,201	0	0	0	0	0	0	0	0	0
2인	5,121,716	3,625,834	0	155,032	31,662	21,364	0	190,983	713,870	0
3인	3,871,799	0	34,696	18,211	6,961	34,370	2,540,552	157,711	500,835	0
4인	4,701,029	0	3,333	1,114	2,153	5,938	4,028,237	21,514	59,715	35,720
5인	1,164,665	0	650	39	765	1,312	526,955	508	0	0
6인	193,034	0	210	10	134	349	0	0	0	0
7인+	38,328	0	63	0	58	120	0	0	0	0

가구 원수 Size	2세대 가구 Two generation household				3세대 가구 Three generation household			4세대 이상 Four or more generation	1인 가구 One person household	비친족 가구 Non relative household
	부부+한부모 i)	부부+자녀+ 형제자매 j)	조부모+ 손자녀 k)	기타 Others	부부+자녀 +양친 l)	부부+자녀 +한부모 m)	기타 Others			
합계 Total	210,281	45,097	108,922	593,113	157,690	565,194	489,430	16,776	4,300,201	183,090
1인	0	0	0	0	0	0	0	0	4,300,201	0
2인	0	0	0	236,132	0	0	0	0	0	146,839
3인	210,281	0	73,675	161,240	0	0	110,782	0	0	22,485
4인	0	18,476	31,183	104,683	0	198,632	180,552	1,180	0	8,599
5인	0	24,701	3,731	78,040	62,325	330,152	124,956	5,364	0	5,167
6인	0	1,920	298	10,376	80,784	36,410	56,266	6,277	0	0
7인+	0	0	35	2,642	14,581	0	16,874	3,955	0	0

Note : a) Married couple without child(ren) h) Married couple with parents
 b) Married couple with brother(s) or sister(s) or relative(s) i) Married couple with one parent
 c) Household head with brother(s) or sister(s) j) Married couple with own child(ren) and brother(s) or sister(s)
 d) Household head with other relative(s) k) Grandparent(s) with own grandchild(ren)
 e) Married couple with own child(ren) l) Married couple with own child(ren) and parents
 f) Father with own child(ren) m) Married couple with own child(ren) and one parent
 g) Mother with own child(ren)

8. 가구구성 및 가구원수별 가구(계속)

Households by Household Composition and Household Size(Cont'd)

단위 : 가구

Unit : household

[2024년]

가구 원수 Size	계 Total	1세대 가구 One generation household					2세대 가구 Two generation household			
		부부 a)	부부+형제자매 (친인척) b)	가구주+ 형제자매 c)	가구주+기타 친인척 d)	기타 Others	부부+자녀 e)	부+자녀 f)	모+자녀 g)	부부+양친 h)
합계 Total	19,497,903	3,710,047	39,283	171,086	41,826	64,053	7,050,942	371,157	1,274,010	36,107
1인	4,361,406	0	0	0	0	0	0	0	0	0
2인	5,206,186	3,710,047	0	152,282	31,734	21,640	0	191,430	714,755	0
3인	3,869,075	0	35,015	17,715	6,979	34,684	2,527,947	157,952	500,696	0
4인	4,682,524	0	3,346	1,050	2,160	5,966	4,006,274	21,313	58,559	36,107
5인	1,153,550	0	651	30	765	1,306	516,721	462	0	0
6인	189,625	0	210	9	133	345	0	0	0	0
7인+	35,537	0	61	0	55	112	0	0	0	0

가구 원수 Size	2세대 가구 Two generation household				3세대 가구 Three generation household			4세대 이상 Four or more generation	1인 가구 One person household	비친족 가구 Non relative household
	부부+한부모 i)	부부+자녀+ 형제자매 j)	조부모+ 손자녀 k)	기타 Others	부부+자녀 +양친 l)	부부+자녀 +한부모 m)	기타 Others			
합계 Total	213,017	43,999	112,632	600,720	158,076	559,615	494,454	16,707	4,361,406	178,766
1인	0	0	0	0	0	0	0	0	4,361,406	0
2인	0	0	0	240,574	0	0	0	0	0	143,724
3인	213,017	0	76,192	164,195	0	0	112,941	0	0	21,742
4인	0	18,237	32,266	105,899	0	197,783	184,035	1,215	0	8,314
5인	0	24,024	3,841	77,815	63,474	327,281	126,693	5,501	0	4,986
6인	0	1,738	299	9,898	80,781	34,551	55,366	6,295	0	0
7인+	0	0	34	2,339	13,821	0	15,419	3,696	0	0

[2025년]

가구 원수 Size	계 Total	1세대 가구 One generation household					2세대 가구 Two generation household			
		부부 a)	부부+형제자매 (친인척) b)	가구주+ 형제자매 c)	가구주+기타 친인척 d)	기타 Others	부부+자녀 e)	부+자녀 f)	모+자녀 g)	부부+양친 h)
합계 Total	19,593,767	3,790,207	39,523	167,233	41,855	64,572	7,003,859	371,188	1,272,690	36,430
1인	4,421,560	0	0	0	0	0	0	0	0	0
2인	5,284,978	3,790,207	0	149,042	31,757	21,888	0	191,665	715,124	0
3인	3,864,126	0	35,253	17,176	6,988	34,955	2,514,444	158,015	500,184	0
4인	4,662,256	0	3,352	985	2,163	5,987	3,982,944	21,089	57,382	36,430
5인	1,142,052	0	651	22	764	1,298	506,471	419	0	0
6인	186,095	0	209	8	131	340	0	0	0	0
7인+	32,700	0	58	0	52	104	0	0	0	0

가구 원수 Size	2세대 가구 Two generation household				3세대 가구 Three generation household			4세대 이상 Four or more generation	1인 가구 One person household	비친족 가구 Non relative household
	부부+한부모 i)	부부+자녀+ 형제자매 j)	조부모+ 손자녀 k)	기타 Others	부부+자녀 +양친 l)	부부+자녀 +한부모 m)	기타 Others			
합계 Total	215,331	43,009	116,287	608,267	158,182	553,812	499,075	16,594	4,421,560	174,093
1인	0	0	0	0	0	0	0	0	4,421,560	0
2인	0	0	0	244,994	0	0	0	0	0	140,301
3인	215,331	0	78,671	167,128	0	0	115,007	0	0	20,974
4인	0	18,038	33,335	107,094	0	196,823	187,367	1,248	0	8,019
5인	0	23,405	3,947	77,573	64,542	324,227	128,307	5,627	0	4,799
6인	0	1,566	302	9,430	80,642	32,762	54,409	6,296	0	0
7인+	0	0	32	2,048	12,998	0	13,985	3,423	0	0

Note :

- | | |
|--|---|
| a) Married couple without child(ren)
b) Married couple with brother(s) or sister(s) or relative(s)
c) Household head with brother(s) or sister(s)
d) Household head with other relative(s)
e) Married couple with own child(ren)
f) Father with own child(ren)
g) Mother with own child(ren) | h) Married couple with parents
i) Married couple with one parent
j) Married couple with own child(ren) and brother(s) or sister(s)
k) Grandparent(s) with own grandchild(ren)
l) Married couple with own child(ren) and parents
m) Married couple with own child(ren) and one parent |
|--|---|

8. 가구구성 및 가구원수별 가구(계속)

Households by Household Composition and Household Size(Cont'd)

단위 : 가구

Unit : household

[2026년]

가구 원수 Size	계 Total	1세대 가구 One generation household					2세대 가구 Two generation household			
		부부 a)	부부+형제자매 (친인척) b)	가구주+ 형제자매 c)	가구주+기타 친인척 d)	기타 Others	부부+자녀 e)	부+자녀 f)	모+자녀 g)	부부+양친 h)
합계 Total	19,676,345	3,865,359	39,660	162,849	41,836	65,030	6,953,696	370,813	1,270,394	36,726
1인	4,480,529	0	0	0	0	0	0	0	0	0
2인	5,357,280	3,865,359	0	145,313	31,745	22,113	0	191,689	714,937	0
3인	3,856,572	0	35,399	16,593	6,987	35,192	2,499,754	157,900	499,272	0
4인	4,639,702	0	3,350	921	2,164	6,004	3,957,788	20,845	56,185	36,726
5인	1,130,020	0	649	15	762	1,290	496,154	379	0	0
6인	182,420	0	207	7	129	335	0	0	0	0
7인+	29,822	0	55	0	49	96	0	0	0	0

가구 원수 Size	2세대 가구 Two generation household				3세대 가구 Three generation household			4세대 이상 Four or more generation	1인 가구 One person household	비친족 가구 Non relative household
	부부+한부모 i)	부부+자녀+ 형제자매 j)	조부모+ 손자녀 k)	기타 Others	부부+자녀 +양친 l)	부부+자녀 +한부모 m)	기타 Others			
합계 Total	217,230	42,077	119,826	615,663	157,978	547,744	503,175	16,444	4,480,529	169,316
1인	0	0	0	0	0	0	0	0	4,480,529	0
2인	0	0	0	249,355	0	0	0	0	0	136,769
3인	217,230	0	81,072	170,013	0	0	116,951	0	0	20,209
4인	0	17,858	34,372	108,252	0	195,734	190,499	1,279	0	7,725
5인	0	22,816	4,048	77,304	65,512	320,969	129,766	5,743	0	4,613
6인	0	1,403	303	8,969	80,355	31,041	53,388	6,283	0	0
7인+	0	0	31	1,770	12,111	0	12,571	3,139	0	0

[2027년]

가구 원수 Size	계 Total	1세대 가구 One generation household					2세대 가구 Two generation household			
		부부 a)	부부+형제자매 (친인척) b)	가구주+ 형제자매 c)	가구주+기타 친인척 d)	기타 Others	부부+자녀 e)	부+자녀 f)	모+자녀 g)	부부+양친 h)
합계 Total	19,745,090	3,935,219	39,713	157,991	41,791	65,416	6,899,858	370,061	1,267,131	36,993
1인	4,538,490	0	0	0	0	0	0	0	0	0
2인	5,422,957	3,935,219	0	141,144	31,714	22,312	0	191,516	714,197	0
3인	3,846,261	0	35,469	15,974	6,981	35,393	2,483,661	157,620	497,965	0
4인	4,614,472	0	3,342	858	2,163	6,014	3,930,461	20,582	54,969	36,993
5인	1,117,391	0	646	8	760	1,280	485,736	343	0	0
6인	178,609	0	205	7	128	329	0	0	0	0
7인+	26,910	0	51	0	45	88	0	0	0	0

가구 원수 Size	2세대 가구 Two generation household				3세대 가구 Three generation household			4세대 이상 Four or more generation	1인 가구 One person household	비친족 가구 Non relative household
	부부+한부모 i)	부부+자녀+ 형제자매 j)	조부모+ 손자녀 k)	기타 Others	부부+자녀 +양친 l)	부부+자녀 +한부모 m)	기타 Others			
합계 Total	218,769	41,182	123,209	622,889	157,472	541,410	506,708	16,251	4,538,490	164,537
1인	0	0	0	0	0	0	0	0	4,538,490	0
2인	0	0	0	253,646	0	0	0	0	0	133,209
3인	218,769	0	83,368	172,845	0	0	118,757	0	0	19,459
4인	0	17,688	35,365	109,369	0	194,516	193,408	1,307	0	7,437
5인	0	22,247	4,142	77,005	66,383	317,507	131,056	5,846	0	4,432
6인	0	1,247	305	8,517	79,926	29,387	52,306	6,252	0	0
7인+	0	0	29	1,507	11,163	0	11,181	2,846	0	0

Note : a) Married couple without child(ren) h) Married couple with parents
 b) Married couple with brother(s) or sister(s) or relative(s) i) Married couple with one parent
 c) Household head with brother(s) or sister(s) j) Married couple with own child(ren) and brother(s) or sister(s)
 d) Household head with other relative(s) k) Grandparent(s) with own grandchild(ren)
 e) Married couple with own child(ren) l) Married couple with own child(ren) and parents
 f) Father with own child(ren) m) Married couple with own child(ren) and one parent
 g) Mother with own child(ren)

8. 가구구성 및 가구원수별 가구(계속)

Households by Household Composition and Household Size(Cont'd)

단위 : 가구

Unit : household

[2028년]

가구 원수 Size	계 Total	1세대 가구 One generation household					2세대 가구 Two generation household			
		부부 a)	부부+형제자매 (친인척) b)	가구주+ 형제자매 c)	가구주+기타 친인척 d)	기타 Others	부부+자녀 e)	부+자녀 f)	모+자녀 g)	부부+양친 h)
합계 Total	19,800,362	3,999,893	39,674	152,803	41,715	65,749	6,841,463	368,979	1,262,935	37,243
1인	4,596,257	0	0	0	0	0	0	0	0	0
2인	5,482,380	3,999,893	0	136,664	31,659	22,492	0	191,171	712,920	0
3인	3,832,929	0	35,458	15,334	6,970	35,563	2,465,844	157,195	496,277	0
4인	4,586,089	0	3,326	797	2,161	6,021	3,900,455	20,303	53,738	37,243
5인	1,104,092	0	641	2	757	1,270	475,164	310	0	0
6인	174,645	0	202	6	126	324	0	0	0	0
7인+	23,970	0	47	0	42	79	0	0	0	0

가구 원수 Size	2세대 가구 Two generation household				3세대 가구 Three generation household			4세대 이상 Four or more generation	1인 가구 One person household	비친족 가구 Non relative household
	부부+한부모 i)	부부+자녀+ 형제자매 j)	조부모+ 손자녀 k)	기타 Others	부부+자녀 +양친 l)	부부+자녀 +한부모 m)	기타 Others			
합계 Total	219,927	40,300	126,447	629,993	156,626	534,799	509,698	16,018	4,596,257	159,843
1인	0	0	0	0	0	0	0	0	4,596,257	0
2인	0	0	0	257,887	0	0	0	0	0	129,694
3인	219,927	0	85,565	175,635	0	0	120,428	0	0	18,733
4인	0	17,519	36,319	110,455	0	193,164	196,097	1,332	0	7,159
5인	0	21,685	4,231	76,682	67,135	313,838	132,184	5,936	0	4,257
6인	0	1,096	306	8,075	79,337	27,797	51,170	6,206	0	0
7인+	0	0	26	1,259	10,154	0	9,819	2,544	0	0

[2029년]

가구 원수 Size	계 Total	1세대 가구 One generation household					2세대 가구 Two generation household			
		부부 a)	부부+형제자매 (친인척) b)	가구주+ 형제자매 c)	가구주+기타 친인척 d)	기타 Others	부부+자녀 e)	부+자녀 f)	모+자녀 g)	부부+양친 h)
합계 Total	19,842,705	4,059,194	39,541	147,517	41,624	65,980	6,777,990	367,641	1,257,873	37,463
1인	4,654,609	0	0	0	0	0	0	0	0	0
2인	5,535,751	4,059,194	0	132,078	31,594	22,636	0	190,690	711,141	0
3인	3,816,435	0	35,363	14,696	6,956	35,678	2,446,109	156,657	494,235	0
4인	4,554,252	0	3,302	738	2,158	6,018	3,867,467	20,014	52,497	37,463
5인	1,090,113	0	635	0	754	1,259	464,414	280	0	0
6인	170,530	0	199	5	124	318	0	0	0	0
7인+	21,015	0	42	0	38	71	0	0	0	0

가구 원수 Size	2세대 가구 Two generation household				3세대 가구 Three generation household			4세대 이상 Four or more generation	1인 가구 One person household	비친족 가구 Non relative household
	부부+한부모 i)	부부+자녀+ 형제자매 j)	조부모+ 손자녀 k)	기타 Others	부부+자녀 +양친 l)	부부+자녀 +한부모 m)	기타 Others			
합계 Total	220,703	39,399	129,504	636,955	155,410	527,978	512,182	15,755	4,654,609	155,387
1인	0	0	0	0	0	0	0	0	4,654,609	0
2인	0	0	0	262,069	0	0	0	0	0	126,349
3인	220,703	0	87,640	178,379	0	0	121,970	0	0	18,049
4인	0	17,335	37,222	111,505	0	191,703	198,577	1,356	0	6,897
5인	0	21,112	4,313	76,334	67,747	310,003	133,155	6,015	0	4,092
6인	0	952	305	7,640	78,578	26,272	49,991	6,146	0	0
7인+	0	0	24	1,028	9,085	0	8,489	2,238	0	0

Note : a) Married couple without child(ren) h) Married couple with parents
 b) Married couple with brother(s) or sister(s) or relative(s) i) Married couple with one parent
 c) Household head with brother(s) or sister(s) j) Married couple with own child(ren) and brother(s) or sister(s)
 d) Household head with other relative(s) k) Grandparent(s) with own grandchild(ren)
 e) Married couple with own child(ren) l) Married couple with own child(ren) and parents
 f) Father with own child(ren) m) Married couple with own child(ren) and one parent
 g) Mother with own child(ren)

8. 가구구성 및 가구원수별 가구(계속)

Households by Household Composition and Household Size(Cont'd)

단위 : 가구

Unit : household

【2030년】

가구 원수 Size	계 Total	1세대 가구 One generation household					2세대 가구 Two generation household				
		부부 a)	부부+형제자매 (친인척) b)	가구주+ 형제자매 c)	가구주+기타 친인척 d)	기타 Others	부부+자녀 e)	부+자녀 f)	모+자녀 g)	부부+양친 h)	
합계 Total	19,871,144	4,112,353	39,314	142,353	41,513	66,102	6,709,402	366,083	1,251,972	37,656	
1인	4,713,083	0	0	0	0	0	0	0	0	0	
2인	5,582,531	4,112,353	0	127,586	31,514	22,741	0	190,093	708,873	0	
3인	3,796,791	0	35,181	14,079	6,940	35,735	2,424,437	156,020	491,851	0	
4인	4,518,920	0	3,272	683	2,154	6,007	3,831,469	19,717	51,248	37,656	
5인	1,075,478	0	628	0	750	1,246	453,496	253	0	0	
6인	166,289	0	196	5	122	312	0	0	0	0	
7인+	18,052	0	37	0	33	61	0	0	0	0	

가구 원수 Size	2세대 가구 Two generation household				3세대 가구 Three generation household			4세대 이상 Four or more generation	1인 가구 One person household	비친족 가구 Non relative household
	부부+한부모 i)	부부+자녀+ 형제자매 j)	조부모+ 손자녀 k)	기타 Others	부부+자녀 +양친 l)	부부+자녀 +한부모 m)	기타 Others			
합계 Total	221,141	38,480	132,361	643,648	153,836	520,985	514,146	15,477	4,713,083	151,239
1인	0	0	0	0	0	0	0	0	4,713,083	0
2인	0	0	0	266,136	0	0	0	0	0	123,235
3인	221,141	0	89,580	181,038	0	0	123,376	0	0	17,413
4인	0	17,138	38,068	112,497	0	190,144	200,836	1,378	0	6,653
5인	0	20,530	4,387	75,947	68,221	306,026	133,967	6,089	0	3,938
6인	0	812	305	7,215	77,654	24,815	48,772	6,081	0	0
7인+	0	0	21	815	7,961	0	7,195	1,929	0	0

Note :

a) Married couple without child(ren) b) Married couple with brother(s) or sister(s) or relative(s) c) Household head with brother(s) or sister(s) d) Household head with other relative(s) e) Married couple with own child(ren) f) Father with own child(ren) g) Mother with own child(ren)	h) Married couple with parents i) Married couple with one parent j) Married couple with own child(ren) and brother(s) or sister(s) k) Grandparent(s) with own grandchild(ren) l) Married couple with own child(ren) and parents m) Married couple with own child(ren) and one parent
--	---

여 백

통 계 표
STATISTICAL TABLES
[시 도]

9. 시도 및 가구주의 성별 가구

Households by Household Head's Sex for Provinces

단위 : 가구
Unit : household

연도	전국	서울	부산	대구	인천	광주	대전	울산
Year	Whole	Seoul	Busan	Daegu	Incheon	Gwangju	Daejeon	Ulsan
2000	14,507,010	3,120,733	1,134,789	771,067	760,610	418,812	418,123	312,972
2001	14,843,989	3,163,253	1,151,623	784,869	776,166	430,817	438,789	319,546
2002	15,170,029	3,201,849	1,161,126	793,137	794,337	440,912	451,255	326,584
2003	15,465,163	3,245,962	1,167,417	801,847	806,640	449,225	464,566	331,444
2004	15,720,436	3,292,730	1,174,981	806,723	816,759	455,671	473,374	337,083
2005	15,971,010	3,338,744	1,184,449	809,612	830,613	460,570	482,440	341,790
2006	16,158,334	3,373,109	1,187,365	811,981	844,822	466,890	490,799	343,105
2007	16,417,423	3,426,965	1,197,393	818,012	862,816	473,034	500,170	349,482
2008	16,673,162	3,477,815	1,207,046	823,882	880,767	478,976	509,433	355,892
2009	16,916,966	3,525,393	1,215,702	829,104	898,054	484,516	518,398	362,122
2010	17,152,277	3,570,190	1,223,884	833,947	915,045	489,770	527,151	368,147
2011	17,379,667	3,612,668	1,231,611	838,796	931,645	494,948	535,818	374,094
2012	17,596,139	3,652,341	1,238,750	843,148	947,811	499,851	544,257	379,876
2013	17,803,198	3,689,266	1,245,206	847,188	963,567	504,519	552,544	385,517
2014	18,001,541	3,723,895	1,250,929	850,847	979,056	508,892	560,721	391,061
2015	18,191,663	3,756,352	1,255,879	854,129	994,274	512,970	568,793	396,496
2016	18,373,604	3,786,634	1,260,154	857,037	1,009,152	516,830	576,698	401,869
2017	18,546,858	3,814,832	1,263,606	859,573	1,023,647	520,478	584,351	407,201
2018	18,711,665	3,840,540	1,266,399	861,848	1,037,781	523,856	591,737	412,490
2019	18,867,058	3,863,881	1,268,247	863,680	1,051,571	526,882	598,751	417,711
2020	19,011,815	3,884,190	1,269,291	864,973	1,064,973	529,582	605,353	422,861
2021	19,146,744	3,901,620	1,269,606	865,919	1,077,976	532,022	611,681	427,909
2022	19,273,336	3,915,854	1,269,319	866,464	1,090,555	534,245	617,733	432,860
2023	19,390,772	3,926,936	1,268,371	866,726	1,102,643	536,201	623,434	437,731
2024	19,497,903	3,934,793	1,266,662	866,591	1,114,152	537,941	628,821	442,378
2025	19,593,767	3,939,436	1,264,126	866,050	1,124,941	539,361	633,866	446,751
2026	19,676,345	3,940,667	1,260,711	864,976	1,134,912	540,514	638,506	450,750
2027	19,745,090	3,938,271	1,256,288	863,324	1,143,952	541,384	642,751	454,300
2028	19,800,362	3,932,284	1,251,045	861,045	1,152,032	541,989	646,635	457,369
2029	19,842,705	3,923,326	1,245,048	858,399	1,159,154	542,286	650,269	459,950
2030	19,871,144	3,911,346	1,238,031	855,157	1,165,200	542,288	653,570	462,104

9. 시도 및 가구주의 성별 가구(계속)

Households by Household Head's Sex for Provinces(Cont'd)

단위 : 가구
Unit : household

경기	강원	충북	충남	전북	전남	경북	경남	제주	연도
Gyeonggi	Gangwon	Chungbuk	Chungnam	Jeonbuk	Jeonnam	Gyeongbuk	Gyeongnam	Jeju	Year
2,687,564	497,374	464,187	609,844	614,084	669,724	910,365	956,503	160,259	2000
2,814,497	506,811	479,680	617,821	620,600	670,081	921,034	982,788	165,614	2001
2,969,812	513,492	487,205	628,822	625,012	670,468	931,412	1,005,131	169,475	2002
3,117,075	518,125	493,165	638,760	627,071	670,874	935,288	1,025,126	172,578	2003
3,233,145	523,655	500,384	651,051	628,189	671,275	940,063	1,039,903	175,450	2004
3,342,398	528,482	506,992	664,429	629,032	671,618	946,773	1,053,963	179,105	2005
3,436,678	529,822	510,664	671,853	626,888	666,674	951,323	1,065,553	180,808	2006
3,550,049	532,485	515,762	681,897	626,113	664,152	956,021	1,079,416	183,656	2007
3,663,101	535,213	520,898	692,015	625,590	661,821	960,785	1,093,479	186,449	2008
3,773,106	537,724	525,858	701,933	624,921	659,294	965,017	1,106,750	189,074	2009
3,880,724	540,072	530,771	711,711	624,311	656,511	968,878	1,119,519	191,646	2010
3,985,289	542,282	535,589	721,407	623,668	653,499	972,402	1,131,816	194,135	2011
4,086,664	544,242	540,164	730,821	622,808	650,092	975,332	1,143,458	196,524	2012
4,184,929	546,026	544,623	739,947	621,912	646,488	977,942	1,154,671	198,853	2013
4,280,776	547,582	548,952	748,925	620,866	642,609	980,050	1,165,348	201,032	2014
4,374,335	548,957	553,152	757,746	619,606	638,526	981,799	1,175,545	203,104	2015
4,465,587	550,127	557,058	766,331	618,261	634,287	983,110	1,185,364	205,105	2016
4,554,794	550,927	560,620	774,474	616,661	629,994	983,886	1,194,805	207,009	2017
4,642,029	551,360	563,831	782,315	614,883	625,467	984,372	1,203,951	208,806	2018
4,727,323	551,353	566,707	789,892	612,869	620,769	984,231	1,212,687	210,504	2019
4,810,352	550,947	569,072	797,032	610,601	615,889	983,538	1,221,037	212,124	2020
4,891,125	550,171	571,087	803,691	608,155	610,811	982,319	1,229,020	213,632	2021
4,970,032	549,196	572,983	810,081	605,640	605,656	980,854	1,236,801	215,063	2022
5,046,481	547,904	574,650	816,215	603,029	600,607	979,097	1,244,297	216,450	2023
5,120,326	546,391	576,022	822,086	600,258	595,537	976,958	1,251,303	217,684	2024
5,191,055	544,530	577,124	827,742	597,398	590,303	974,538	1,257,735	218,811	2025
5,257,980	542,314	577,925	832,939	594,274	584,933	971,592	1,263,483	219,869	2026
5,320,872	539,734	578,491	837,754	590,894	579,462	968,223	1,268,602	220,788	2027
5,378,910	537,007	578,957	842,386	587,517	574,003	964,483	1,273,091	221,609	2028
5,432,174	534,132	579,099	846,650	584,036	568,482	960,506	1,276,885	222,309	2029
5,480,484	531,033	578,927	850,636	580,404	562,865	956,298	1,279,878	222,923	2030

9. 시도 및 가구주의 성별 가구(계속)

Households by Household Head's Sex for Provinces(Cont'd)

단위 : %
Unit : %

연도	전국	서울	부산	대구	인천	광주	대전	울산
Year	Whole	Seoul	Busan	Daegu	Incheon	Gwangju	Daejeon	Ulsan
2000	100.0	21.5	7.8	5.3	5.2	2.9	2.9	2.2
2001	100.0	21.3	7.8	5.3	5.2	2.9	3.0	2.2
2002	100.0	21.1	7.7	5.2	5.2	2.9	3.0	2.2
2003	100.0	21.0	7.5	5.2	5.2	2.9	3.0	2.1
2004	100.0	20.9	7.5	5.1	5.2	2.9	3.0	2.1
2005	100.0	20.9	7.4	5.1	5.2	2.9	3.0	2.1
2006	100.0	20.9	7.3	5.0	5.2	2.9	3.0	2.1
2007	100.0	20.9	7.3	5.0	5.3	2.9	3.0	2.1
2008	100.0	20.9	7.2	4.9	5.3	2.9	3.1	2.1
2009	100.0	20.8	7.2	4.9	5.3	2.9	3.1	2.1
2010	100.0	20.8	7.1	4.9	5.3	2.9	3.1	2.1
2011	100.0	20.8	7.1	4.8	5.4	2.8	3.1	2.2
2012	100.0	20.8	7.0	4.8	5.4	2.8	3.1	2.2
2013	100.0	20.7	7.0	4.8	5.4	2.8	3.1	2.2
2014	100.0	20.7	6.9	4.7	5.4	2.8	3.1	2.2
2015	100.0	20.6	6.9	4.7	5.5	2.8	3.1	2.2
2016	100.0	20.6	6.9	4.7	5.5	2.8	3.1	2.2
2017	100.0	20.6	6.8	4.6	5.5	2.8	3.2	2.2
2018	100.0	20.5	6.8	4.6	5.5	2.8	3.2	2.2
2019	100.0	20.5	6.7	4.6	5.6	2.8	3.2	2.2
2020	100.0	20.4	6.7	4.5	5.6	2.8	3.2	2.2
2021	100.0	20.4	6.6	4.5	5.6	2.8	3.2	2.2
2022	100.0	20.3	6.6	4.5	5.7	2.8	3.2	2.2
2023	100.0	20.3	6.5	4.5	5.7	2.8	3.2	2.3
2024	100.0	20.2	6.5	4.4	5.7	2.8	3.2	2.3
2025	100.0	20.1	6.5	4.4	5.7	2.8	3.2	2.3
2026	100.0	20.0	6.4	4.4	5.8	2.7	3.2	2.3
2027	100.0	19.9	6.4	4.4	5.8	2.7	3.3	2.3
2028	100.0	19.9	6.3	4.3	5.8	2.7	3.3	2.3
2029	100.0	19.8	6.3	4.3	5.8	2.7	3.3	2.3
2030	100.0	19.7	6.2	4.3	5.9	2.7	3.3	2.3

9. 시도 및 가구주의 성별 가구(계속)

Households by Household Head's Sex for Provinces(Cont'd)

단위 : %
Unit : %

경기	강원	충북	충남	전북	전남	경북	경남	제주	연도
Gyeonggi	Gangwon	Chungbuk	Chungnam	Jeonbuk	Jeonnam	Gyeongbuk	Gyeongnam	Jeju	Year
18.5	3.4	3.2	4.2	4.2	4.6	6.3	6.6	1.1	2000
19.0	3.4	3.2	4.2	4.2	4.5	6.2	6.6	1.1	2001
19.6	3.4	3.2	4.1	4.1	4.4	6.1	6.6	1.1	2002
20.2	3.4	3.2	4.1	4.1	4.3	6.0	6.6	1.1	2003
20.6	3.3	3.2	4.1	4.0	4.3	6.0	6.6	1.1	2004
20.9	3.3	3.2	4.2	3.9	4.2	5.9	6.6	1.1	2005
21.3	3.3	3.2	4.2	3.9	4.1	5.9	6.6	1.1	2006
21.6	3.2	3.1	4.2	3.8	4.0	5.8	6.6	1.1	2007
22.0	3.2	3.1	4.2	3.8	4.0	5.8	6.6	1.1	2008
22.3	3.2	3.1	4.1	3.7	3.9	5.7	6.5	1.1	2009
22.6	3.1	3.1	4.1	3.6	3.8	5.6	6.5	1.1	2010
22.9	3.1	3.1	4.2	3.6	3.8	5.6	6.5	1.1	2011
23.2	3.1	3.1	4.2	3.5	3.7	5.5	6.5	1.1	2012
23.5	3.1	3.1	4.2	3.5	3.6	5.5	6.5	1.1	2013
23.8	3.0	3.0	4.2	3.4	3.6	5.4	6.5	1.1	2014
24.0	3.0	3.0	4.2	3.4	3.5	5.4	6.5	1.1	2015
24.3	3.0	3.0	4.2	3.4	3.5	5.4	6.5	1.1	2016
24.6	3.0	3.0	4.2	3.3	3.4	5.3	6.4	1.1	2017
24.8	2.9	3.0	4.2	3.3	3.3	5.3	6.4	1.1	2018
25.1	2.9	3.0	4.2	3.2	3.3	5.2	6.4	1.1	2019
25.3	2.9	3.0	4.2	3.2	3.2	5.2	6.4	1.1	2020
25.5	2.9	3.0	4.2	3.2	3.2	5.1	6.4	1.1	2021
25.8	2.8	3.0	4.2	3.1	3.1	5.1	6.4	1.1	2022
26.0	2.8	3.0	4.2	3.1	3.1	5.0	6.4	1.1	2023
26.3	2.8	3.0	4.2	3.1	3.1	5.0	6.4	1.1	2024
26.5	2.8	2.9	4.2	3.0	3.0	5.0	6.4	1.1	2025
26.7	2.8	2.9	4.2	3.0	3.0	4.9	6.4	1.1	2026
26.9	2.7	2.9	4.2	3.0	2.9	4.9	6.4	1.1	2027
27.2	2.7	2.9	4.3	3.0	2.9	4.9	6.4	1.1	2028
27.4	2.7	2.9	4.3	2.9	2.9	4.8	6.4	1.1	2029
27.6	2.7	2.9	4.3	2.9	2.8	4.8	6.4	1.1	2030

9. 시도 및 가구주의 성별 가구 : 남자 (계속)

Households by Household Head's Sex for Provinces : Male (Cont'd)

단위 : 가구

Unit : household

연도	전국	서울	부산	대구	인천	광주	대전	울산
Year	Whole	Seoul	Busan	Daegu	Incheon	Gwangju	Daejeon	Ulsan
2000	11,824,237	2,514,787	915,483	623,712	644,053	334,368	340,863	270,438
2001	11,986,398	2,526,400	919,661	629,989	648,834	340,710	353,958	272,840
2002	12,143,272	2,531,476	917,441	631,459	657,232	345,482	360,084	276,641
2003	12,285,112	2,540,967	913,690	633,729	661,373	349,239	367,089	278,989
2004	12,397,100	2,551,904	911,110	632,473	664,098	351,366	370,595	282,646
2005	12,503,571	2,559,887	909,609	629,916	667,879	352,760	374,242	285,733
2006	12,611,741	2,571,684	909,356	629,985	678,149	356,759	379,269	284,850
2007	12,795,140	2,603,038	914,578	633,527	690,456	361,056	385,697	289,384
2008	12,984,449	2,634,836	920,081	637,364	703,175	365,523	392,377	294,096
2009	13,167,748	2,665,636	925,078	640,866	715,557	369,798	398,987	298,712
2010	13,343,648	2,694,625	929,706	644,040	727,682	373,821	405,412	303,130
2011	13,511,361	2,721,443	933,940	646,937	739,471	377,670	411,672	307,384
2012	13,667,648	2,745,507	937,562	649,335	750,814	381,214	417,657	311,427
2013	13,815,027	2,766,918	940,626	651,408	761,758	384,505	423,493	315,286
2014	13,953,907	2,785,812	943,030	653,092	772,435	387,516	429,195	319,036
2015	14,084,414	2,802,128	944,750	654,453	782,809	390,233	434,684	322,677
2016	14,206,597	2,815,871	945,850	655,494	792,841	392,722	439,957	326,237
2017	14,320,482	2,827,256	946,230	656,276	802,486	394,979	444,976	329,758
2018	14,426,481	2,836,193	945,994	656,842	811,759	396,980	449,734	333,212
2019	14,524,579	2,843,091	945,036	657,075	820,698	398,714	454,138	336,633
2020	14,614,411	2,847,752	943,443	656,913	829,275	400,203	458,231	339,969
2021	14,697,233	2,850,475	941,341	656,483	837,510	401,520	462,108	343,232
2022	14,776,639	2,851,687	938,969	655,923	845,551	402,812	465,854	346,441
2023	14,851,284	2,851,339	936,236	655,204	853,335	404,004	469,433	349,619
2024	14,919,552	2,849,265	933,072	654,280	860,748	405,084	472,819	352,652
2025	14,979,949	2,845,352	929,420	653,059	867,624	405,969	475,984	355,464
2026	15,030,721	2,839,387	925,151	651,453	873,890	406,651	478,832	358,001
2027	15,071,049	2,831,094	920,149	649,409	879,411	407,097	481,418	360,213
2028	15,100,446	2,820,461	914,555	646,894	884,137	407,295	483,734	362,034
2029	15,118,722	2,807,660	908,467	644,078	888,117	407,246	485,791	363,512
2030	15,124,902	2,792,656	901,683	640,754	891,228	406,962	487,573	364,544

9. 시도 및 가구주의 성별 가구 : 남자 (계속)

Households by Household Head's Sex for Provinces : Male (Cont'd)

단위 : 가구
Unit : household

경기	강원	충북	충남	전북	전남	경북	경남	제주	연도
Gyeonggi	Gangwon	Chungbuk	Chungnam	Jeonbuk	Jeonnam	Gyeongbuk	Gyeongnam	Jeju	Year
2,296,139	399,735	376,547	496,437	482,158	516,626	725,024	765,373	122,494	2000
2,376,260	403,538	385,371	500,022	482,349	513,415	727,043	779,732	126,276	2001
2,485,153	405,210	387,911	504,693	481,092	510,237	728,851	791,799	128,511	2002
2,587,881	406,060	389,759	509,485	479,481	507,042	727,017	803,069	130,242	2003
2,663,637	408,035	393,144	515,790	477,647	503,878	727,503	811,465	131,809	2004
2,736,350	409,703	396,262	522,800	475,639	500,653	728,776	819,658	133,704	2005
2,799,592	410,047	398,400	528,226	473,597	496,926	732,039	827,724	135,138	2006
2,884,061	412,153	402,644	537,209	473,489	495,738	736,306	838,538	137,266	2007
2,969,826	414,498	407,166	546,624	473,708	494,788	741,064	849,911	139,412	2008
3,053,636	416,666	411,603	556,007	473,835	493,626	745,550	860,748	141,443	2009
3,135,095	418,655	415,972	565,165	473,962	492,173	749,705	871,099	143,406	2010
3,213,578	420,514	420,164	574,149	474,004	490,520	753,584	881,055	145,276	2011
3,288,724	422,096	424,064	582,732	473,799	488,475	756,884	890,330	147,028	2012
3,360,786	423,578	427,853	591,046	473,553	486,300	759,929	899,272	148,716	2013
3,430,336	424,893	431,536	599,210	473,188	483,972	762,597	907,766	150,293	2014
3,497,358	426,076	435,108	607,213	472,732	481,582	764,928	915,905	151,778	2015
3,561,942	427,034	438,444	614,990	472,189	479,107	766,951	923,774	153,194	2016
3,624,316	427,691	441,527	622,401	471,501	476,635	768,563	931,376	154,511	2017
3,684,716	428,094	444,325	629,529	470,649	474,031	769,917	938,751	155,755	2018
3,743,312	428,135	446,847	636,411	469,629	471,313	770,787	945,841	156,919	2019
3,800,052	427,879	449,001	642,936	468,418	468,456	771,271	952,614	157,998	2020
3,855,042	427,339	450,902	649,144	467,094	465,519	771,338	959,132	159,054	2021
3,909,271	426,729	452,789	655,276	465,776	462,593	771,316	965,595	160,057	2022
3,962,124	425,949	454,570	661,300	464,385	459,685	771,107	971,925	161,069	2023
4,013,450	425,004	456,114	667,066	462,807	456,749	770,547	977,927	161,968	2024
4,062,530	423,761	457,414	672,552	461,137	453,700	769,689	983,469	162,825	2025
4,108,963	422,238	458,473	677,618	459,251	450,467	768,280	988,437	163,629	2026
4,152,299	420,432	459,292	682,421	457,117	447,088	766,434	992,841	164,334	2027
4,191,970	418,416	459,940	686,885	454,869	443,613	764,123	996,584	164,936	2028
4,227,625	416,200	460,232	690,944	452,411	439,990	761,355	999,657	165,437	2029
4,258,997	413,718	460,218	694,606	449,783	436,179	758,216	1,001,938	165,847	2030

9. 시도 및 가구주의 성별 가구 : 남자 (계속)

Households by Household Head's Sex for Provinces : Male (Cont'd)

단위 : %
Unit : %

연도	전국	서울	부산	대구	인천	광주	대전	울산
Year	Whole	Seoul	Busan	Daegu	Incheon	Gwangju	Daejeon	Ulsan
2000	100.0	21.3	7.7	5.3	5.4	2.8	2.9	2.3
2001	100.0	21.1	7.7	5.3	5.4	2.8	3.0	2.3
2002	100.0	20.8	7.6	5.2	5.4	2.8	3.0	2.3
2003	100.0	20.7	7.4	5.2	5.4	2.8	3.0	2.3
2004	100.0	20.6	7.3	5.1	5.4	2.8	3.0	2.3
2005	100.0	20.5	7.3	5.0	5.3	2.8	3.0	2.3
2006	100.0	20.4	7.2	5.0	5.4	2.8	3.0	2.3
2007	100.0	20.3	7.1	5.0	5.4	2.8	3.0	2.3
2008	100.0	20.3	7.1	4.9	5.4	2.8	3.0	2.3
2009	100.0	20.2	7.0	4.9	5.4	2.8	3.0	2.3
2010	100.0	20.2	7.0	4.8	5.5	2.8	3.0	2.3
2011	100.0	20.1	6.9	4.8	5.5	2.8	3.0	2.3
2012	100.0	20.1	6.9	4.8	5.5	2.8	3.1	2.3
2013	100.0	20.0	6.8	4.7	5.5	2.8	3.1	2.3
2014	100.0	20.0	6.8	4.7	5.5	2.8	3.1	2.3
2015	100.0	19.9	6.7	4.6	5.6	2.8	3.1	2.3
2016	100.0	19.8	6.7	4.6	5.6	2.8	3.1	2.3
2017	100.0	19.7	6.6	4.6	5.6	2.8	3.1	2.3
2018	100.0	19.7	6.6	4.6	5.6	2.8	3.1	2.3
2019	100.0	19.6	6.5	4.5	5.7	2.7	3.1	2.3
2020	100.0	19.5	6.5	4.5	5.7	2.7	3.1	2.3
2021	100.0	19.4	6.4	4.5	5.7	2.7	3.1	2.3
2022	100.0	19.3	6.4	4.4	5.7	2.7	3.2	2.3
2023	100.0	19.2	6.3	4.4	5.7	2.7	3.2	2.4
2024	100.0	19.1	6.3	4.4	5.8	2.7	3.2	2.4
2025	100.0	19.0	6.2	4.4	5.8	2.7	3.2	2.4
2026	100.0	18.9	6.2	4.3	5.8	2.7	3.2	2.4
2027	100.0	18.8	6.1	4.3	5.8	2.7	3.2	2.4
2028	100.0	18.7	6.1	4.3	5.9	2.7	3.2	2.4
2029	100.0	18.6	6.0	4.3	5.9	2.7	3.2	2.4
2030	100.0	18.5	6.0	4.2	5.9	2.7	3.2	2.4

9. 시도 및 가구주의 성별 가구 : 남자 (계속)

Households by Household Head's Sex for Provinces : Male (Cont'd)

단위 : %
Unit : %

경기	강원	충북	충남	전북	전남	경북	경남	제주	연도
Gyeonggi	Gangwon	Chungbuk	Chungnam	Jeonbuk	Jeonnam	Gyeongbuk	Gyeongnam	Jeju	Year
19.4	3.4	3.2	4.2	4.1	4.4	6.1	6.5	1.0	2000
19.8	3.4	3.2	4.2	4.0	4.3	6.1	6.5	1.1	2001
20.5	3.3	3.2	4.2	4.0	4.2	6.0	6.5	1.1	2002
21.1	3.3	3.2	4.1	3.9	4.1	5.9	6.5	1.1	2003
21.5	3.3	3.2	4.2	3.9	4.1	5.9	6.5	1.1	2004
21.9	3.3	3.2	4.2	3.8	4.0	5.8	6.6	1.1	2005
22.2	3.3	3.2	4.2	3.8	3.9	5.8	6.6	1.1	2006
22.5	3.2	3.1	4.2	3.7	3.9	5.8	6.6	1.1	2007
22.9	3.2	3.1	4.2	3.6	3.8	5.7	6.5	1.1	2008
23.2	3.2	3.1	4.2	3.6	3.7	5.7	6.5	1.1	2009
23.5	3.1	3.1	4.2	3.6	3.7	5.6	6.5	1.1	2010
23.8	3.1	3.1	4.2	3.5	3.6	5.6	6.5	1.1	2011
24.1	3.1	3.1	4.3	3.5	3.6	5.5	6.5	1.1	2012
24.3	3.1	3.1	4.3	3.4	3.5	5.5	6.5	1.1	2013
24.6	3.0	3.1	4.3	3.4	3.5	5.5	6.5	1.1	2014
24.8	3.0	3.1	4.3	3.4	3.4	5.4	6.5	1.1	2015
25.1	3.0	3.1	4.3	3.3	3.4	5.4	6.5	1.1	2016
25.3	3.0	3.1	4.3	3.3	3.3	5.4	6.5	1.1	2017
25.5	3.0	3.1	4.4	3.3	3.3	5.3	6.5	1.1	2018
25.8	2.9	3.1	4.4	3.2	3.2	5.3	6.5	1.1	2019
26.0	2.9	3.1	4.4	3.2	3.2	5.3	6.5	1.1	2020
26.2	2.9	3.1	4.4	3.2	3.2	5.2	6.5	1.1	2021
26.5	2.9	3.1	4.4	3.2	3.1	5.2	6.5	1.1	2022
26.7	2.9	3.1	4.5	3.1	3.1	5.2	6.5	1.1	2023
26.9	2.8	3.1	4.5	3.1	3.1	5.2	6.6	1.1	2024
27.1	2.8	3.1	4.5	3.1	3.0	5.1	6.6	1.1	2025
27.3	2.8	3.1	4.5	3.1	3.0	5.1	6.6	1.1	2026
27.6	2.8	3.0	4.5	3.0	3.0	5.1	6.6	1.1	2027
27.8	2.8	3.0	4.5	3.0	2.9	5.1	6.6	1.1	2028
28.0	2.8	3.0	4.6	3.0	2.9	5.0	6.6	1.1	2029
28.2	2.7	3.0	4.6	3.0	2.9	5.0	6.6	1.1	2030

9. 시도 및 가구주의 성별 가구 : 여자 (계속)

Households by Household Head's Sex for Provinces : Female (Cont'd)

단위 : 가구

Unit : household

연도	전국	서울	부산	대구	인천	광주	대전	울산
Year	Whole	Seoul	Busan	Daegu	Incheon	Gwangju	Daejeon	Ulsan
2000	2,682,773	605,946	219,306	147,355	116,557	84,444	77,260	42,534
2001	2,857,591	636,853	231,962	154,880	127,332	90,107	84,831	46,706
2002	3,026,757	670,373	243,685	161,678	137,105	95,430	91,171	49,943
2003	3,180,051	704,995	253,727	168,118	145,267	99,986	97,477	52,455
2004	3,323,336	740,826	263,871	174,250	152,661	104,305	102,779	54,437
2005	3,467,439	778,857	274,840	179,696	162,734	107,810	108,198	56,057
2006	3,546,593	801,425	278,009	181,996	166,673	110,131	111,530	58,255
2007	3,622,283	823,927	282,815	184,485	172,360	111,978	114,473	60,098
2008	3,688,713	842,979	286,965	186,518	177,592	113,453	117,056	61,796
2009	3,749,218	859,757	290,624	188,238	182,497	114,718	119,411	63,410
2010	3,808,629	875,565	294,178	189,907	187,363	115,949	121,739	65,017
2011	3,868,306	891,225	297,671	191,859	192,174	117,278	124,146	66,710
2012	3,928,491	906,834	301,188	193,813	196,997	118,637	126,600	68,449
2013	3,988,171	922,348	304,580	195,780	201,809	120,014	129,051	70,231
2014	4,047,634	938,083	307,899	197,755	206,621	121,376	131,526	72,025
2015	4,107,249	954,224	311,129	199,676	211,465	122,737	134,109	73,819
2016	4,167,007	970,763	314,304	201,543	216,311	124,108	136,741	75,632
2017	4,226,376	987,576	317,376	203,297	221,161	125,499	139,375	77,443
2018	4,285,184	1,004,347	320,405	205,006	226,022	126,876	142,003	79,278
2019	4,342,479	1,020,790	323,211	206,605	230,873	128,168	144,613	81,078
2020	4,397,404	1,036,438	325,848	208,060	235,698	129,379	147,122	82,892
2021	4,449,511	1,051,145	328,265	209,436	240,466	130,502	149,573	84,677
2022	4,496,697	1,064,167	330,350	210,541	245,004	131,433	151,879	86,419
2023	4,539,488	1,075,597	332,135	211,522	249,308	132,197	154,001	88,112
2024	4,578,351	1,085,528	333,590	212,311	253,404	132,857	156,002	89,726
2025	4,613,818	1,094,084	334,706	212,991	257,317	133,392	157,882	91,287
2026	4,645,624	1,101,280	335,560	213,523	261,022	133,863	159,674	92,749
2027	4,674,041	1,107,177	336,139	213,915	264,541	134,287	161,333	94,087
2028	4,699,916	1,111,823	336,490	214,151	267,895	134,694	162,901	95,335
2029	4,723,983	1,115,666	336,581	214,321	271,037	135,040	164,478	96,438
2030	4,746,242	1,118,690	336,348	214,403	273,972	135,326	165,997	97,560

9. 시도 및 가구주의 성별 가구 : 여자 (계속)

Households by Household Head's Sex for Provinces : Female (Cont'd)

단위 : 가구

Unit : household

경기	강원	충북	충남	전북	전남	경북	경남	제주	연도
Gyeonggi	Gangwon	Chungbuk	Chungnam	Jeonbuk	Jeonnam	Gyeongbuk	Gyeongnam	Jeju	Year
391,425	97,639	87,640	113,407	131,926	153,098	185,341	191,130	37,765	2000
438,237	103,273	94,309	117,799	138,251	156,666	193,991	203,056	39,338	2001
484,659	108,282	99,294	124,129	143,920	160,231	202,561	213,332	40,964	2002
529,194	112,065	103,406	129,275	147,590	163,832	208,271	222,057	42,336	2003
569,508	115,620	107,240	135,261	150,542	167,397	212,560	228,438	43,641	2004
606,048	118,779	110,730	141,629	153,393	170,965	217,997	234,305	45,401	2005
637,086	119,775	112,264	143,627	153,291	169,748	219,284	237,829	45,670	2006
665,988	120,332	113,118	144,688	152,624	168,414	219,715	240,878	46,390	2007
693,275	120,715	113,732	145,391	151,882	167,033	219,721	243,568	47,037	2008
719,470	121,058	114,255	145,926	151,086	165,668	219,467	246,002	47,631	2009
745,629	121,417	114,799	146,546	150,349	164,338	219,173	248,420	48,240	2010
771,711	121,768	115,425	147,258	149,664	162,979	218,818	250,761	48,859	2011
797,940	122,146	116,100	148,089	149,009	161,617	218,448	253,128	49,496	2012
824,143	122,448	116,770	148,901	148,359	160,188	218,013	255,399	50,137	2013
850,440	122,689	117,416	149,715	147,678	158,637	217,453	257,582	50,739	2014
876,977	122,881	118,044	150,533	146,874	156,944	216,871	259,640	51,326	2015
903,645	123,093	118,614	151,341	146,072	155,180	216,159	261,590	51,911	2016
930,478	123,236	119,093	152,073	145,160	153,359	215,323	263,429	52,498	2017
957,313	123,266	119,506	152,786	144,234	151,436	214,455	265,200	53,051	2018
984,011	123,218	119,860	153,481	143,240	149,456	213,444	266,846	53,585	2019
1,010,300	123,068	120,071	154,096	142,183	147,433	212,267	268,423	54,126	2020
1,036,083	122,832	120,185	154,547	141,061	145,292	210,981	269,888	54,578	2021
1,060,761	122,467	120,194	154,805	139,864	143,063	209,538	271,206	55,006	2022
1,084,357	121,955	120,080	154,915	138,644	140,922	207,990	272,372	55,381	2023
1,106,876	121,387	119,908	155,020	137,451	138,788	206,411	273,376	55,716	2024
1,128,525	120,769	119,710	155,190	136,261	136,603	204,849	274,266	55,986	2025
1,149,017	120,076	119,452	155,321	135,023	134,466	203,312	275,046	56,240	2026
1,168,573	119,302	119,199	155,333	133,777	132,374	201,789	275,761	56,454	2027
1,186,940	118,591	119,017	155,501	132,648	130,390	200,360	276,507	56,673	2028
1,204,549	117,932	118,867	155,706	131,625	128,492	199,151	277,228	56,872	2029
1,221,487	117,315	118,709	156,030	130,621	126,686	198,082	277,940	57,076	2030

9. 시도 및 가구주의 성별 가구 : 여자 (계속)

Households by Household Head's Sex for Provinces : Female (Cont'd)

단위 : %
Unit : %

연도	전국	서울	부산	대구	인천	광주	대전	울산
Year	Whole	Seoul	Busan	Daegu	Incheon	Gwangju	Daejeon	Ulsan
2000	100.0	22.6	8.2	5.5	4.3	3.1	2.9	1.6
2001	100.0	22.3	8.1	5.4	4.5	3.2	3.0	1.6
2002	100.0	22.1	8.1	5.3	4.5	3.2	3.0	1.7
2003	100.0	22.2	8.0	5.3	4.6	3.1	3.1	1.6
2004	100.0	22.3	7.9	5.2	4.6	3.1	3.1	1.6
2005	100.0	22.5	7.9	5.2	4.7	3.1	3.1	1.6
2006	100.0	22.6	7.8	5.1	4.7	3.1	3.1	1.6
2007	100.0	22.7	7.8	5.1	4.8	3.1	3.2	1.7
2008	100.0	22.9	7.8	5.1	4.8	3.1	3.2	1.7
2009	100.0	22.9	7.8	5.0	4.9	3.1	3.2	1.7
2010	100.0	23.0	7.7	5.0	4.9	3.0	3.2	1.7
2011	100.0	23.0	7.7	5.0	5.0	3.0	3.2	1.7
2012	100.0	23.1	7.7	4.9	5.0	3.0	3.2	1.7
2013	100.0	23.1	7.6	4.9	5.1	3.0	3.2	1.8
2014	100.0	23.2	7.6	4.9	5.1	3.0	3.2	1.8
2015	100.0	23.2	7.6	4.9	5.1	3.0	3.3	1.8
2016	100.0	23.3	7.5	4.8	5.2	3.0	3.3	1.8
2017	100.0	23.4	7.5	4.8	5.2	3.0	3.3	1.8
2018	100.0	23.4	7.5	4.8	5.3	3.0	3.3	1.9
2019	100.0	23.5	7.4	4.8	5.3	3.0	3.3	1.9
2020	100.0	23.6	7.4	4.7	5.4	2.9	3.3	1.9
2021	100.0	23.6	7.4	4.7	5.4	2.9	3.4	1.9
2022	100.0	23.7	7.3	4.7	5.4	2.9	3.4	1.9
2023	100.0	23.7	7.3	4.7	5.5	2.9	3.4	1.9
2024	100.0	23.7	7.3	4.6	5.5	2.9	3.4	2.0
2025	100.0	23.7	7.3	4.6	5.6	2.9	3.4	2.0
2026	100.0	23.7	7.2	4.6	5.6	2.9	3.4	2.0
2027	100.0	23.7	7.2	4.6	5.7	2.9	3.5	2.0
2028	100.0	23.7	7.2	4.6	5.7	2.9	3.5	2.0
2029	100.0	23.6	7.1	4.5	5.7	2.9	3.5	2.0
2030	100.0	23.6	7.1	4.5	5.8	2.9	3.5	2.1

9. 시도 및 가구주의 성별 가구 : 여자 (계속)

Households by Household Head's Sex for Provinces : Female (Cont'd)

단위 : %
Unit : %

경기	강원	충북	충남	전북	전남	경북	경남	제주	연도
Gyeonggi	Gangwon	Chungbuk	Chungnam	Jeonbuk	Jeonnam	Gyeongbuk	Gyeongnam	Jeju	Year
14.6	3.6	3.3	4.2	4.9	5.7	6.9	7.1	1.4	2000
15.3	3.6	3.3	4.1	4.8	5.5	6.8	7.1	1.4	2001
16.0	3.6	3.3	4.1	4.8	5.3	6.7	7.0	1.4	2002
16.6	3.5	3.3	4.1	4.6	5.2	6.5	7.0	1.3	2003
17.1	3.5	3.2	4.1	4.5	5.0	6.4	6.9	1.3	2004
17.5	3.4	3.2	4.1	4.4	4.9	6.3	6.8	1.3	2005
18.0	3.4	3.2	4.0	4.3	4.8	6.2	6.7	1.3	2006
18.4	3.3	3.1	4.0	4.2	4.6	6.1	6.6	1.3	2007
18.8	3.3	3.1	3.9	4.1	4.5	6.0	6.6	1.3	2008
19.2	3.2	3.0	3.9	4.0	4.4	5.9	6.6	1.3	2009
19.6	3.2	3.0	3.8	3.9	4.3	5.8	6.5	1.3	2010
19.9	3.1	3.0	3.8	3.9	4.2	5.7	6.5	1.3	2011
20.3	3.1	3.0	3.8	3.8	4.1	5.6	6.4	1.3	2012
20.7	3.1	2.9	3.7	3.7	4.0	5.5	6.4	1.3	2013
21.0	3.0	2.9	3.7	3.6	3.9	5.4	6.4	1.3	2014
21.4	3.0	2.9	3.7	3.6	3.8	5.3	6.3	1.2	2015
21.7	3.0	2.8	3.6	3.5	3.7	5.2	6.3	1.2	2016
22.0	2.9	2.8	3.6	3.4	3.6	5.1	6.2	1.2	2017
22.3	2.9	2.8	3.6	3.4	3.5	5.0	6.2	1.2	2018
22.7	2.8	2.8	3.5	3.3	3.4	4.9	6.1	1.2	2019
23.0	2.8	2.7	3.5	3.2	3.4	4.8	6.1	1.2	2020
23.3	2.8	2.7	3.5	3.2	3.3	4.7	6.1	1.2	2021
23.6	2.7	2.7	3.4	3.1	3.2	4.7	6.0	1.2	2022
23.9	2.7	2.6	3.4	3.1	3.1	4.6	6.0	1.2	2023
24.2	2.7	2.6	3.4	3.0	3.0	4.5	6.0	1.2	2024
24.5	2.6	2.6	3.4	3.0	3.0	4.4	5.9	1.2	2025
24.7	2.6	2.6	3.3	2.9	2.9	4.4	5.9	1.2	2026
25.0	2.6	2.6	3.3	2.9	2.8	4.3	5.9	1.2	2027
25.3	2.5	2.5	3.3	2.8	2.8	4.3	5.9	1.2	2028
25.5	2.5	2.5	3.3	2.8	2.7	4.2	5.9	1.2	2029
25.7	2.5	2.5	3.3	2.8	2.7	4.2	5.9	1.2	2030

10. 시도, 가구주의 성 및 연령별 가구

Households by Household Head's Sex and Age for Provinces

[전국]

단위 : 가구

	2000	2001	2002	2003	2004
합계 Both sexes	14,507,010	14,843,989	15,170,029	15,465,163	15,720,436
0-14	1,511	1,501	1,522	1,547	1,603
15-19	79,640	76,289	74,461	72,781	72,699
20-24	354,421	367,198	386,613	404,267	411,890
25-29	1,035,485	1,031,994	991,495	953,917	930,336
30-34	1,779,889	1,775,237	1,775,312	1,760,580	1,708,907
35-39	2,112,698	2,078,090	2,047,209	2,018,299	2,004,879
40-44	2,152,281	2,208,282	2,253,294	2,268,629	2,242,279
45-49	1,674,310	1,765,888	1,875,289	1,992,907	2,085,578
50-54	1,377,480	1,399,663	1,437,621	1,472,874	1,552,726
55-59	1,165,016	1,180,666	1,202,193	1,239,912	1,290,610
60-64	1,040,754	1,080,585	1,108,173	1,124,223	1,126,188
65-69	775,902	840,834	888,194	930,331	962,104
70-74	502,998	539,367	583,792	630,858	681,500
75-79	295,470	319,858	343,001	367,013	396,084
80-84	117,438	131,939	149,221	167,904	186,885
85+	41,717	46,598	52,639	59,121	66,168
남자 Male	11,824,237	11,986,398	12,143,272	12,285,112	12,397,100
0-14	730	739	769	798	841
15-19	39,714	37,114	36,268	35,508	35,695
20-24	163,039	167,846	175,007	182,493	185,530
25-29	835,505	811,783	758,402	708,500	671,215
30-34	1,618,619	1,588,578	1,567,100	1,536,223	1,473,694
35-39	1,906,050	1,860,180	1,820,929	1,784,417	1,760,750
40-44	1,884,811	1,921,159	1,949,972	1,955,014	1,925,126
45-49	1,430,861	1,497,912	1,584,691	1,677,950	1,746,583
50-54	1,148,031	1,160,840	1,188,444	1,215,353	1,283,180
55-59	933,144	946,315	963,758	994,170	1,035,536
60-64	791,368	821,502	840,724	852,519	854,362
65-69	526,412	578,047	614,801	646,930	670,731
70-74	299,501	324,578	351,618	382,578	416,973
75-79	164,507	177,894	188,089	198,771	212,355
80-84	62,287	69,623	77,728	86,044	93,524
85+	19,658	22,288	24,972	27,844	31,005
여자 Female	2,682,773	2,857,591	3,026,757	3,180,051	3,323,336
0-14	781	762	753	749	762
15-19	39,926	39,175	38,193	37,273	37,004
20-24	191,382	199,352	211,606	221,774	226,360
25-29	199,980	220,211	233,093	245,417	259,121
30-34	161,270	186,659	208,212	224,357	235,213
35-39	206,648	217,910	226,280	233,882	244,129
40-44	267,470	287,123	303,322	313,615	317,153
45-49	243,449	267,976	290,598	314,957	338,995
50-54	229,449	238,823	249,177	257,521	269,546
55-59	231,872	234,351	238,435	245,742	255,074
60-64	249,386	259,083	267,449	271,704	271,826
65-69	249,490	262,787	273,393	283,401	291,373
70-74	203,497	214,789	232,174	248,280	264,527
75-79	130,963	141,964	154,912	168,242	183,729
80-84	55,151	62,316	71,493	81,860	93,361
85+	22,059	24,310	27,667	31,277	35,163

10. 시도, 가구주의 성 및 연령별 가구(계속)
Households by Household Head's Sex and Age for Provinces(Cont'd)

[Whole]

Unit : household

	2005	2006	2007	2008	2009
합계 Both sexes	15,971,010	16,158,334	16,417,423	16,673,162	16,916,966
0-14	1,661	1,657	1,660	1,639	1,596
15-19	70,407	69,854	68,552	68,957	70,223
20-24	411,015	392,161	369,818	349,993	336,113
25-29	914,847	896,065	903,894	902,549	884,789
30-34	1,642,710	1,580,466	1,519,119	1,469,253	1,434,656
35-39	1,992,875	2,013,016	2,037,640	2,052,193	2,042,516
40-44	2,210,756	2,182,620	2,150,474	2,129,605	2,129,625
45-49	2,173,069	2,247,436	2,294,919	2,314,300	2,305,056
50-54	1,646,824	1,737,317	1,855,493	1,975,806	2,090,059
55-59	1,345,817	1,361,284	1,399,535	1,443,392	1,508,265
60-64	1,128,782	1,125,490	1,143,393	1,180,163	1,228,714
65-69	991,520	1,017,337	1,043,506	1,059,314	1,062,397
70-74	734,945	772,966	808,309	839,677	867,814
75-79	428,330	457,962	492,360	530,197	570,066
80-84	203,791	219,868	236,044	252,915	271,518
85+	73,661	82,835	92,707	103,209	113,559
남자 Male	12,503,571	12,611,741	12,795,140	12,984,449	13,167,748
0-14	884	879	888	873	845
15-19	34,894	34,128	33,772	34,278	34,921
20-24	184,331	174,476	163,507	154,404	148,692
25-29	639,217	603,405	598,342	592,241	578,463
30-34	1,402,716	1,336,509	1,274,871	1,226,103	1,189,309
35-39	1,738,092	1,744,374	1,756,457	1,762,160	1,748,289
40-44	1,892,728	1,868,289	1,837,984	1,815,081	1,810,459
45-49	1,812,747	1,876,395	1,915,700	1,932,466	1,925,155
50-54	1,355,027	1,429,431	1,529,720	1,631,431	1,727,586
55-59	1,078,349	1,091,871	1,124,840	1,161,830	1,217,343
60-64	856,584	855,365	872,407	906,965	952,265
65-69	694,514	720,708	746,137	761,334	764,257
70-74	452,055	486,021	516,830	543,397	566,724
75-79	226,598	243,934	265,928	291,207	318,467
80-84	100,565	107,869	115,216	123,124	132,567
85+	34,270	38,087	42,541	47,555	52,406
여자 Female	3,467,439	3,546,593	3,622,283	3,688,713	3,749,218
0-14	777	778	772	766	751
15-19	35,513	35,726	34,780	34,679	35,302
20-24	226,684	217,685	206,311	195,589	187,421
25-29	275,630	292,660	305,552	310,308	306,326
30-34	239,994	243,957	244,248	243,150	245,347
35-39	254,783	268,642	281,183	290,033	294,227
40-44	318,028	314,331	312,490	314,524	319,166
45-49	360,322	371,041	379,219	381,834	379,901
50-54	291,797	307,886	325,773	344,375	362,473
55-59	267,468	269,413	274,695	281,562	290,922
60-64	272,198	270,125	270,986	273,198	276,449
65-69	297,006	296,629	297,369	297,980	298,140
70-74	282,890	286,945	291,479	296,280	301,090
75-79	201,732	214,028	226,432	238,990	251,599
80-84	103,226	111,999	120,828	129,791	138,951
85+	39,391	44,748	50,166	55,654	61,153

10. 시도, 가구주의 성 및 연령별 가구(계속)
Households by Household Head's Sex and Age for Provinces(Cont'd)

[전국]

단위 : 가구

	2010	2011	2012	2013	2014
합계 Both sexes	17,152,277	17,379,667	17,596,139	17,803,198	18,001,541
0-14	1,563	1,496	1,434	1,387	1,350
15-19	72,078	73,574	73,836	73,152	71,772
20-24	328,061	322,285	324,250	331,157	339,730
25-29	849,573	805,921	757,616	716,925	690,602
30-34	1,424,184	1,432,506	1,444,060	1,439,809	1,407,738
35-39	2,003,418	1,941,901	1,872,285	1,812,418	1,777,146
40-44	2,149,316	2,180,859	2,212,713	2,230,562	2,221,573
45-49	2,277,599	2,244,889	2,214,699	2,196,914	2,201,731
50-54	2,181,794	2,250,766	2,300,424	2,322,073	2,315,040
55-59	1,608,908	1,732,889	1,853,466	1,975,566	2,091,036
60-64	1,273,543	1,312,757	1,350,252	1,392,456	1,456,895
65-69	1,062,159	1,063,364	1,080,495	1,118,569	1,169,194
70-74	892,807	917,478	945,855	962,412	963,653
75-79	612,032	648,749	676,968	702,753	726,444
80-84	291,532	315,389	341,660	368,943	396,473
85+	123,710	134,844	146,126	158,102	171,164
남자 Male	13,343,648	13,511,361	13,667,648	13,815,027	13,953,907
0-14	825	787	756	733	715
15-19	35,660	36,375	36,612	36,220	35,296
20-24	145,684	142,321	143,037	146,433	150,383
25-29	553,935	524,129	490,397	462,054	444,387
30-34	1,172,151	1,170,589	1,173,165	1,163,970	1,133,607
35-39	1,709,630	1,651,474	1,586,339	1,529,822	1,493,501
40-44	1,822,302	1,842,252	1,862,824	1,872,856	1,860,851
45-49	1,903,695	1,878,121	1,852,078	1,833,139	1,832,222
50-54	1,802,635	1,859,736	1,901,247	1,920,543	1,915,813
55-59	1,304,665	1,407,368	1,507,765	1,610,159	1,706,679
60-64	993,770	1,027,259	1,059,764	1,095,692	1,149,107
65-69	764,178	769,478	787,914	821,980	864,450
70-74	586,635	608,080	630,598	644,571	648,517
75-79	347,537	375,061	396,801	416,490	434,674
80-84	143,319	156,195	170,815	187,093	204,231
85+	57,027	62,136	67,536	73,272	79,474
여자 Female	3,808,629	3,868,306	3,928,491	3,988,171	4,047,634
0-14	738	709	678	654	635
15-19	36,418	37,199	37,224	36,932	36,476
20-24	182,377	179,964	181,213	184,724	189,347
25-29	295,638	281,792	267,219	254,871	246,215
30-34	252,033	261,917	270,895	275,839	274,131
35-39	293,788	290,427	285,946	282,596	283,645
40-44	327,014	338,607	349,889	357,706	360,722
45-49	373,904	366,768	362,621	363,775	369,509
50-54	379,159	391,030	399,177	401,530	399,227
55-59	304,243	325,521	345,701	365,407	384,357
60-64	279,773	285,498	290,488	296,764	307,788
65-69	297,981	293,886	292,581	296,589	304,744
70-74	306,172	309,398	315,257	317,841	315,136
75-79	264,495	273,688	280,167	286,263	291,770
80-84	148,213	159,194	170,845	181,850	192,242
85+	66,683	72,708	78,590	84,830	91,690

10. 시도, 가구주의 성 및 연령별 가구(계속)
Households by Household Head's Sex and Age for Provinces(Cont'd)

[Whole]

Unit : household

	2015	2016	2017	2018	2019
합계 Both sexes	18,191,663	18,373,604	18,546,858	18,711,665	18,867,058
0-14	1,257	1,152	1,087	1,051	1,013
15-19	69,893	67,572	65,132	63,259	61,207
20-24	347,693	352,066	351,601	346,689	338,730
25-29	678,731	674,038	683,403	700,708	718,235
30-34	1,347,891	1,277,068	1,201,475	1,139,410	1,101,459
35-39	1,773,263	1,791,797	1,811,632	1,808,535	1,769,002
40-44	2,180,849	2,115,328	2,041,660	1,979,620	1,945,373
45-49	2,227,061	2,262,690	2,297,665	2,317,444	2,309,144
50-54	2,290,164	2,259,678	2,231,595	2,216,291	2,223,649
55-59	2,182,372	2,253,380	2,305,077	2,328,930	2,323,985
60-64	1,558,528	1,678,144	1,794,353	1,912,403	2,024,296
65-69	1,216,326	1,254,150	1,290,927	1,333,066	1,396,386
70-74	961,199	964,748	982,818	1,019,751	1,067,473
75-79	746,847	769,960	796,019	812,026	814,895
80-84	424,391	450,790	473,245	494,131	513,723
85+	185,198	201,043	219,169	238,351	258,488
남자 Male	14,084,414	14,206,597	14,320,482	14,426,481	14,524,579
0-14	662	605	573	554	526
15-19	34,084	32,734	31,590	30,762	29,637
20-24	153,988	156,348	156,358	153,809	149,529
25-29	436,902	432,158	437,096	448,083	459,023
30-34	1,081,329	1,020,972	956,451	903,419	871,073
35-39	1,482,821	1,490,443	1,499,540	1,489,561	1,450,501
40-44	1,822,291	1,762,883	1,696,500	1,640,668	1,605,920
45-49	1,848,079	1,871,994	1,895,872	1,908,451	1,898,190
50-54	1,897,004	1,874,146	1,850,748	1,834,435	1,835,866
55-59	1,782,527	1,841,277	1,884,564	1,905,843	1,903,465
60-64	1,232,362	1,329,443	1,424,408	1,521,400	1,612,907
65-69	902,440	933,200	963,865	998,357	1,048,799
70-74	650,478	657,578	676,123	707,963	746,421
75-79	450,960	469,156	488,531	501,045	505,626
80-84	222,392	239,816	254,967	268,943	282,087
85+	86,095	93,844	103,296	113,788	125,009
여자 Female	4,107,249	4,167,007	4,226,376	4,285,184	4,342,479
0-14	595	547	514	497	487
15-19	35,809	34,838	33,542	32,497	31,570
20-24	193,705	195,718	195,243	192,880	189,201
25-29	241,829	241,880	246,307	252,625	259,212
30-34	266,562	256,096	245,024	235,991	230,386
35-39	290,442	301,354	312,092	318,974	318,501
40-44	358,558	352,445	345,160	339,552	339,453
45-49	378,982	390,696	401,793	408,993	410,954
50-54	393,160	385,532	380,847	381,856	387,783
55-59	399,845	412,103	420,513	423,087	420,520
60-64	326,166	348,701	369,945	391,003	411,389
65-69	313,886	320,950	327,062	334,709	347,587
70-74	310,721	307,170	306,695	311,788	321,052
75-79	295,887	300,804	307,488	310,981	309,269
80-84	201,999	210,974	218,278	225,188	231,636
85+	99,103	107,199	115,873	124,563	133,479

10. 시도, 가구의 성 및 연령별 가구(계속)
Households by Household Head's Sex and Age for Provinces(Cont'd)

[전국]

단위 : 가구

	2020	2021	2022	2023	2024
합계 Both sexes	19,011,815	19,146,744	19,273,336	19,390,772	19,497,903
0-14	1,011	1,009	1,003	1,008	1,003
15-19	56,859	51,812	48,737	46,986	45,123
20-24	329,880	319,666	307,193	293,979	280,076
25-29	731,410	735,611	729,195	713,181	691,345
30-34	1,086,812	1,083,316	1,101,409	1,130,980	1,158,800
35-39	1,695,572	1,611,686	1,522,176	1,449,093	1,406,646
40-44	1,945,555	1,969,991	1,995,102	1,994,437	1,953,703
45-49	2,267,746	2,200,832	2,125,753	2,063,424	2,030,474
50-54	2,251,647	2,289,947	2,327,291	2,348,979	2,341,935
55-59	2,300,827	2,271,730	2,244,607	2,230,090	2,238,300
60-64	2,112,918	2,182,003	2,232,633	2,256,425	2,252,036
65-69	1,494,967	1,610,216	1,722,299	1,835,881	1,943,776
70-74	1,111,907	1,148,241	1,184,195	1,225,391	1,286,101
75-79	813,743	818,349	836,526	871,125	914,644
80-84	531,336	551,170	572,987	586,825	590,354
85+	279,625	301,165	322,230	342,968	363,587
남자 Male	14,614,411	14,697,233	14,776,639	14,851,284	14,919,552
0-14	524	523	516	517	513
15-19	27,448	25,036	23,494	22,631	21,692
20-24	144,542	139,118	133,904	128,769	122,778
25-29	466,882	469,062	464,239	452,747	437,511
30-34	858,133	852,514	865,342	888,681	910,619
35-39	1,384,577	1,311,998	1,235,029	1,172,636	1,137,220
40-44	1,599,273	1,612,083	1,626,154	1,619,431	1,581,389
45-49	1,860,518	1,801,638	1,736,038	1,681,386	1,650,071
50-54	1,854,091	1,880,266	1,906,281	1,920,844	1,912,314
55-59	1,886,964	1,866,095	1,844,481	1,829,932	1,833,086
60-64	1,684,991	1,741,043	1,782,686	1,803,667	1,802,385
65-69	1,126,101	1,215,877	1,303,863	1,393,513	1,478,306
70-74	780,630	808,789	837,486	869,869	916,363
75-79	508,526	516,119	533,534	561,588	594,363
80-84	294,220	307,860	322,330	331,852	335,815
85+	136,991	149,212	161,262	173,221	185,127
여자 Female	4,397,404	4,449,511	4,496,697	4,539,488	4,578,351
0-14	487	486	487	491	490
15-19	29,411	26,776	25,243	24,355	23,431
20-24	185,338	180,548	173,289	165,210	157,298
25-29	264,528	266,549	264,956	260,434	253,834
30-34	228,679	230,802	236,067	242,299	248,181
35-39	310,995	299,688	287,147	276,457	269,426
40-44	346,282	357,908	368,948	375,006	372,314
45-49	407,228	399,194	389,715	382,038	380,403
50-54	397,556	409,681	421,010	428,135	429,621
55-59	413,863	405,635	400,126	400,158	405,214
60-64	427,927	440,960	449,947	452,758	449,651
65-69	368,866	394,339	418,436	442,368	465,470
70-74	331,277	339,452	346,709	355,522	369,738
75-79	305,217	302,230	302,992	309,537	320,281
80-84	237,116	243,310	250,657	254,973	254,539
85+	142,634	151,953	160,968	169,747	178,460

10. 시도, 가구주의 성 및 연령별 가구(계속)
Households by Household Head's Sex and Age for Provinces(Cont'd)

[Whole]

Unit : household

	2025	2026	2027	2028	2029	2030
합계 Both sexes	19,593,767	19,676,345	19,745,090	19,800,362	19,842,705	19,871,144
0-14	1,002	1,002	1,008	1,016	1,033	1,042
15-19	44,478	44,181	43,473	42,867	42,174	41,447
20-24	260,656	242,045	230,850	223,948	218,116	216,128
25-29	669,796	645,551	615,504	583,385	551,231	511,054
30-34	1,177,821	1,181,441	1,166,676	1,136,268	1,097,465	1,060,219
35-39	1,393,104	1,394,381	1,421,191	1,460,610	1,496,028	1,518,696
40-44	1,876,099	1,787,504	1,692,314	1,614,636	1,569,781	1,556,312
45-49	2,033,541	2,061,501	2,089,286	2,089,054	2,046,648	1,965,879
50-54	2,301,155	2,234,226	2,159,190	2,097,270	2,065,254	2,069,906
55-59	2,267,202	2,306,504	2,345,060	2,367,936	2,361,915	2,321,920
60-64	2,229,958	2,202,193	2,176,195	2,162,398	2,170,359	2,197,876
65-69	2,029,683	2,096,663	2,145,584	2,168,650	2,164,455	2,143,218
70-74	1,379,349	1,487,401	1,592,800	1,699,500	1,801,398	1,883,309
75-79	954,854	988,254	1,021,942	1,061,056	1,117,510	1,202,192
80-84	591,157	597,938	616,252	646,145	681,285	713,200
85+	383,912	405,560	427,765	445,623	458,053	468,746
남자 Male	14,979,949	15,030,721	15,071,049	15,100,446	15,118,722	15,124,902
0-14	508	504	504	503	510	505
15-19	21,386	21,209	20,824	20,512	20,177	19,827
20-24	113,661	104,663	98,981	95,346	92,133	90,959
25-29	422,060	405,422	386,846	367,367	346,960	320,508
30-34	925,463	928,536	916,695	891,840	860,419	830,031
35-39	1,126,630	1,127,049	1,149,108	1,182,342	1,211,728	1,230,101
40-44	1,514,638	1,441,067	1,361,779	1,297,506	1,261,625	1,252,209
45-49	1,647,217	1,664,158	1,681,596	1,676,576	1,638,862	1,571,521
50-54	1,876,060	1,818,293	1,753,824	1,700,409	1,670,565	1,669,565
55-59	1,853,068	1,881,071	1,909,249	1,926,160	1,919,946	1,885,802
60-64	1,788,135	1,770,166	1,751,544	1,739,553	1,744,261	1,764,666
65-69	1,545,535	1,598,151	1,637,471	1,657,986	1,658,222	1,646,646
70-74	986,403	1,067,158	1,146,626	1,227,547	1,304,393	1,366,033
75-79	623,215	647,252	672,354	701,285	742,030	801,887
80-84	339,048	346,367	360,967	382,461	406,455	427,260
85+	196,922	209,655	222,681	233,053	240,436	247,382
여자 Female	4,613,818	4,645,624	4,674,041	4,699,916	4,723,983	4,746,242
0-14	494	498	504	513	523	537
15-19	23,092	22,972	22,649	22,355	21,997	21,620
20-24	146,995	137,382	131,869	128,602	125,983	125,169
25-29	247,736	240,129	228,658	216,018	204,271	190,546
30-34	252,358	252,905	249,981	244,428	237,046	230,188
35-39	266,474	267,332	272,083	278,268	284,300	288,595
40-44	361,461	346,437	330,535	317,130	308,156	304,103
45-49	386,324	397,343	407,690	412,478	407,786	394,358
50-54	425,095	415,933	405,366	396,861	394,689	400,341
55-59	414,134	425,433	435,811	441,776	441,969	436,118
60-64	441,823	432,027	424,651	422,845	426,098	433,210
65-69	484,148	498,512	508,113	510,664	506,233	496,572
70-74	392,946	420,243	446,174	471,953	497,005	517,276
75-79	331,639	341,002	349,588	359,771	375,480	400,305
80-84	252,109	251,571	255,285	263,684	274,830	285,940
85+	186,990	195,905	205,084	212,570	217,617	221,364

10. 시도, 가구주의 성 및 연령별 가구(계속)
Households by Household Head's Sex and Age for Provinces(Cont'd)

[서울]

단위 : 가구

	2000	2001	2002	2003	2004
합계 Both sexes	3,120,733	3,163,253	3,201,849	3,245,962	3,292,730
0-14	191	188	194	197	208
15-19	11,709	11,720	11,890	11,834	11,910
20-24	88,458	91,577	96,106	100,820	102,372
25-29	275,889	274,946	260,397	252,437	248,487
30-34	402,084	407,087	406,049	404,847	395,111
35-39	425,312	417,560	410,907	403,682	402,088
40-44	455,863	454,889	456,588	451,660	440,977
45-49	389,639	395,704	412,721	431,860	444,251
50-54	333,694	328,356	329,934	332,476	348,764
55-59	273,860	274,659	277,102	284,209	295,710
60-64	205,723	219,659	229,049	236,008	240,458
65-69	126,407	141,556	152,132	161,874	170,887
70-74	72,178	78,612	85,495	93,510	102,274
75-79	39,187	43,288	46,573	49,925	54,620
80-84	15,172	17,299	19,668	22,524	25,330
85+	5,367	6,153	7,044	8,099	9,283
남자 Male	2,514,787	2,526,400	2,531,476	2,540,967	2,551,904
0-14	89	89	93	96	103
15-19	5,569	5,524	5,581	5,546	5,636
20-24	33,357	35,536	36,964	38,387	38,566
25-29	202,543	198,468	181,476	169,217	159,228
30-34	353,685	352,725	346,136	340,336	326,746
35-39	373,809	365,032	357,009	348,359	344,324
40-44	388,221	385,160	384,669	378,730	368,216
45-49	327,130	328,751	341,033	354,915	361,893
50-54	276,371	269,637	269,477	270,313	283,538
55-59	222,814	222,540	223,463	228,148	236,499
60-64	161,619	172,324	179,240	184,361	187,397
65-69	90,012	102,255	110,554	117,859	124,576
70-74	45,181	49,896	54,284	59,827	66,090
75-79	22,957	25,468	26,914	28,372	30,834
80-84	8,602	9,742	10,919	12,315	13,506
85+	2,828	3,253	3,664	4,186	4,752
여자 Female	605,946	636,853	670,373	704,995	740,826
0-14	102	99	101	101	105
15-19	6,140	6,196	6,309	6,288	6,274
20-24	55,101	56,041	59,142	62,433	63,806
25-29	73,346	76,478	78,921	83,220	89,259
30-34	48,399	54,362	59,913	64,511	68,365
35-39	51,503	52,528	53,898	55,323	57,764
40-44	67,642	69,729	71,919	72,930	72,761
45-49	62,509	66,953	71,688	76,945	82,358
50-54	57,323	58,719	60,457	62,163	65,226
55-59	51,046	52,119	53,639	56,061	59,211
60-64	44,104	47,335	49,809	51,647	53,061
65-69	36,395	39,301	41,578	44,015	46,311
70-74	26,997	28,716	31,211	33,683	36,184
75-79	16,230	17,820	19,659	21,553	23,786
80-84	6,570	7,557	8,749	10,209	11,824
85+	2,539	2,900	3,380	3,913	4,531

10. 시도, 가구주의 성 및 연령별 가구(계속)
Households by Household Head's Sex and Age for Provinces(Cont'd)

[Seoul]

Unit : household

	2005	2006	2007	2008	2009
합계 Both sexes	3,338,744	3,373,109	3,426,965	3,477,815	3,525,393
0-14	221	223	222	219	213
15-19	11,017	11,196	10,921	10,924	11,262
20-24	101,497	96,690	88,764	81,547	76,034
25-29	246,341	248,104	254,245	256,062	249,554
30-34	380,510	369,336	359,239	351,629	349,443
35-39	401,609	415,405	428,753	438,990	443,193
40-44	428,989	421,987	416,556	413,732	417,637
45-49	454,471	459,234	458,891	456,051	449,830
50-54	368,849	381,493	400,840	417,558	432,123
55-59	307,976	303,962	308,153	315,353	325,573
60-64	245,978	246,864	252,190	259,164	268,638
65-69	180,500	191,185	202,088	211,025	216,785
70-74	112,283	120,623	130,050	139,131	147,843
75-79	60,039	64,877	70,440	76,863	83,257
80-84	27,934	30,028	32,257	34,650	37,600
85+	10,530	11,902	13,356	14,917	16,408
남자 Male	2,559,887	2,571,684	2,603,038	2,634,836	2,665,636
0-14	110	108	108	107	101
15-19	5,219	5,298	5,182	5,231	5,425
20-24	37,765	35,908	32,808	29,881	27,828
25-29	150,373	143,696	143,659	142,970	138,331
30-34	310,144	296,400	284,477	275,439	270,024
35-39	340,931	349,521	357,949	364,008	365,246
40-44	357,460	351,598	346,402	342,699	344,712
45-49	367,912	371,701	370,993	368,823	364,038
50-54	297,237	306,526	321,918	335,079	346,562
55-59	244,783	241,319	244,341	249,748	257,692
60-64	190,399	191,191	194,909	200,092	207,495
65-69	131,480	140,875	149,692	156,477	160,221
70-74	72,606	79,342	86,796	93,838	100,480
75-79	33,498	36,556	40,306	44,868	49,387
80-84	14,638	15,603	16,679	17,889	19,614
85+	5,332	6,042	6,819	7,687	8,480
여자 Female	778,857	801,425	823,927	842,979	859,757
0-14	111	115	114	112	112
15-19	5,798	5,898	5,739	5,693	5,837
20-24	63,732	60,782	55,956	51,666	48,206
25-29	95,968	104,408	110,586	113,092	111,223
30-34	70,366	72,936	74,762	76,190	79,419
35-39	60,678	65,884	70,804	74,982	77,947
40-44	71,529	70,389	70,154	71,033	72,925
45-49	86,559	87,533	87,898	87,228	85,792
50-54	71,612	74,967	78,922	82,479	85,561
55-59	63,193	62,643	63,812	65,605	67,881
60-64	55,579	55,673	57,281	59,072	61,143
65-69	49,020	50,310	52,396	54,548	56,564
70-74	39,677	41,281	43,254	45,293	47,363
75-79	26,541	28,321	30,134	31,995	33,870
80-84	13,296	14,425	15,578	16,761	17,986
85+	5,198	5,860	6,537	7,230	7,928

10. 시도, 가구주의 성 및 연령별 가구(계속)
Households by Household Head's Sex and Age for Provinces(Cont'd)

[서울]

단위 : 가구

	2010	2011	2012	2013	2014
합계 Both sexes	3,570,190	3,612,668	3,652,341	3,689,266	3,723,895
0-14	206	198	190	182	178
15-19	11,626	11,727	11,664	11,475	11,158
20-24	71,904	68,672	68,104	68,702	70,172
25-29	237,812	222,633	204,789	189,055	177,437
30-34	352,552	358,885	365,151	365,994	355,317
35-39	439,304	430,169	419,509	411,391	410,708
40-44	428,299	444,693	459,812	471,187	475,963
45-49	440,886	431,991	426,402	423,736	428,304
50-54	440,746	444,342	444,142	441,692	436,035
55-59	343,334	366,408	385,662	402,078	416,286
60-64	276,414	280,325	284,731	291,904	301,953
65-69	221,006	224,072	230,068	237,448	247,175
70-74	156,753	166,656	177,209	185,962	191,209
75-79	90,677	98,122	105,635	112,980	120,206
80-84	40,860	44,407	48,305	52,783	57,112
85+	17,811	19,368	20,968	22,697	24,682
남자 Male	2,694,625	2,721,443	2,745,507	2,766,918	2,785,812
0-14	97	93	89	86	84
15-19	5,586	5,645	5,646	5,538	5,354
20-24	26,270	24,740	24,423	24,688	25,276
25-29	131,307	122,644	112,437	103,141	96,566
30-34	268,630	269,705	271,477	269,924	260,186
35-39	359,791	349,907	338,405	329,161	325,373
40-44	352,088	363,501	373,934	381,349	383,421
45-49	357,469	350,997	346,357	343,229	345,839
50-54	352,596	355,224	355,062	353,528	349,389
55-59	272,149	289,807	304,759	317,736	328,964
60-64	213,326	216,278	219,586	224,810	232,167
65-69	162,463	164,075	168,075	173,305	180,186
70-74	107,215	114,779	122,419	128,381	131,864
75-79	54,828	60,212	65,649	70,939	76,027
80-84	21,630	23,850	26,334	29,299	32,177
85+	9,180	9,986	10,855	11,804	12,939
여자 Female	875,565	891,225	906,834	922,348	938,083
0-14	109	105	101	96	94
15-19	6,040	6,082	6,018	5,937	5,804
20-24	45,634	43,932	43,681	44,014	44,896
25-29	106,505	99,989	92,352	85,914	80,871
30-34	83,922	89,180	93,674	96,070	95,131
35-39	79,513	80,262	81,104	82,230	85,335
40-44	76,211	81,192	85,878	89,838	92,542
45-49	83,417	80,994	80,045	80,507	82,465
50-54	88,150	89,118	89,080	88,164	86,646
55-59	71,185	76,601	80,903	84,342	87,322
60-64	63,088	64,047	65,145	67,094	69,786
65-69	58,543	59,997	61,993	64,143	66,989
70-74	49,538	51,877	54,790	57,581	59,345
75-79	35,849	37,910	39,986	42,041	44,179
80-84	19,230	20,557	21,971	23,484	24,935
85+	8,631	9,382	10,113	10,893	11,743

10. 시도, 가구주의 성 및 연령별 가구(계속)
Households by Household Head's Sex and Age for Provinces(Cont'd)

[Seoul]

Unit : household

	2015	2016	2017	2018	2019
합계 Both sexes	3,756,352	3,786,634	3,814,832	3,840,540	3,863,881
0-14	167	154	145	140	139
15-19	10,781	10,386	10,001	9,669	9,374
20-24	71,285	71,157	70,193	68,625	66,495
25-29	169,349	163,760	163,776	166,014	169,214
30-34	338,042	317,367	292,845	271,264	255,766
35-39	416,350	425,705	434,597	436,637	424,648
40-44	472,038	462,454	451,314	443,092	443,198
45-49	439,801	456,730	472,034	483,289	487,774
50-54	427,827	419,424	414,262	411,904	416,615
55-59	424,439	428,269	428,410	426,438	421,317
60-64	319,609	341,099	359,172	374,547	387,956
65-69	254,959	258,899	263,392	270,653	280,543
70-74	195,011	198,547	204,725	212,057	221,343
75-79	127,527	135,995	145,061	152,788	157,549
80-84	62,387	67,635	73,256	78,788	84,232
85+	26,780	29,053	31,649	34,635	37,718
남자 Male	2,802,128	2,815,871	2,827,256	2,836,193	2,843,091
0-14	78	72	67	65	63
15-19	5,127	4,921	4,742	4,588	4,419
20-24	25,631	25,549	25,192	24,460	23,492
25-29	91,849	87,721	87,180	88,294	90,002
30-34	246,143	230,151	211,372	194,483	182,529
35-39	326,324	329,931	333,561	332,229	320,449
40-44	378,321	368,517	357,003	348,016	345,030
45-49	353,852	365,846	376,626	384,161	386,264
50-54	343,521	337,709	333,681	331,064	334,008
55-59	335,030	337,909	338,111	337,029	333,467
60-64	245,365	261,195	274,768	286,511	296,694
65-69	185,538	188,308	191,504	196,508	203,356
70-74	134,192	136,065	139,966	144,835	150,970
75-79	81,345	87,370	93,542	98,452	101,370
80-84	35,670	39,126	42,858	46,520	50,034
85+	14,142	15,481	17,083	18,978	20,944
여자 Female	954,224	970,763	987,576	1,004,347	1,020,790
0-14	89	82	78	75	76
15-19	5,654	5,465	5,259	5,081	4,955
20-24	45,654	45,608	45,001	44,165	43,003
25-29	77,500	76,039	76,596	77,720	79,212
30-34	91,899	87,216	81,473	76,781	73,237
35-39	90,026	95,774	101,036	104,408	104,199
40-44	93,717	93,937	94,311	95,076	98,168
45-49	85,949	90,884	95,408	99,128	101,510
50-54	84,306	81,715	80,581	80,840	82,607
55-59	89,409	90,360	90,299	89,409	87,850
60-64	74,244	79,904	84,404	88,036	91,262
65-69	69,421	70,591	71,888	74,145	77,187
70-74	60,819	62,482	64,759	67,222	70,373
75-79	46,182	48,625	51,519	54,336	56,179
80-84	26,717	28,509	30,398	32,268	34,198
85+	12,638	13,572	14,566	15,657	16,774

10. 시도, 가구주의 성 및 연령별 가구(계속)
Households by Household Head's Sex and Age for Provinces(Cont'd)

[서울]

단위 : 가구

	2020	2021	2022	2023	2024
합계 Both sexes	3,884,190	3,901,620	3,915,854	3,926,936	3,934,793
0-14	143	147	150	151	151
15-19	8,714	8,046	7,650	7,473	7,336
20-24	64,329	61,961	59,391	56,786	54,258
25-29	170,958	170,075	167,084	162,248	156,103
30-34	245,586	238,865	239,913	243,808	248,391
35-39	404,886	381,544	352,912	327,590	309,457
40-44	450,143	461,032	471,182	473,611	460,637
45-49	483,445	473,503	462,034	453,697	454,101
50-54	427,942	444,470	459,298	470,155	474,457
55-59	413,733	405,992	401,238	399,196	403,886
60-64	395,795	399,556	399,973	398,465	393,918
65-69	297,387	317,604	334,637	348,962	361,409
70-74	228,839	232,831	237,468	244,739	254,348
75-79	161,056	164,519	170,364	177,254	185,665
80-84	89,891	96,417	103,413	109,407	113,058
85+	41,343	45,058	49,147	53,394	57,618
남자 Male	2,847,752	2,850,475	2,851,687	2,851,339	2,849,265
0-14	65	66	67	68	68
15-19	4,111	3,803	3,618	3,529	3,459
20-24	22,451	21,436	20,510	19,653	18,777
25-29	90,792	90,114	88,364	85,402	81,801
30-34	174,453	168,210	168,187	170,864	174,120
35-39	303,567	284,955	262,462	242,323	228,237
40-44	347,068	351,903	356,665	356,025	344,067
45-49	381,138	371,375	359,939	351,260	348,674
50-54	342,115	354,047	364,745	372,289	374,608
55-59	328,281	323,137	319,627	317,503	320,650
60-64	302,287	305,012	305,444	304,809	301,908
65-69	215,210	229,255	241,395	251,812	260,850
70-74	155,792	158,410	161,498	166,205	172,430
75-79	103,378	105,099	108,500	112,733	117,848
80-84	53,792	58,042	62,427	65,881	67,908
85+	23,252	25,611	28,239	30,983	33,660
여자 Female	1,036,438	1,051,145	1,064,167	1,075,597	1,085,528
0-14	78	81	83	83	83
15-19	4,603	4,243	4,032	3,944	3,877
20-24	41,878	40,525	38,881	37,133	35,481
25-29	80,166	79,961	78,720	76,846	74,302
30-34	71,133	70,655	71,726	72,944	74,271
35-39	101,319	96,589	90,450	85,267	81,220
40-44	103,075	109,129	114,517	117,586	116,570
45-49	102,307	102,128	102,095	102,437	105,227
50-54	85,827	90,423	94,553	97,866	99,849
55-59	85,452	82,855	81,611	81,693	83,236
60-64	93,508	94,544	94,529	93,656	92,010
65-69	82,177	88,349	93,242	97,150	100,559
70-74	73,047	74,421	75,970	78,534	81,918
75-79	57,678	59,420	61,864	64,521	67,817
80-84	36,099	38,375	40,986	43,526	45,150
85+	18,091	19,447	20,908	22,411	23,958

10. 시도, 가구주의 성 및 연령별 가구(계속)
Households by Household Head's Sex and Age for Provinces(Cont'd)

[Seoul]

Unit : household

	2025	2026	2027	2028	2029	2030
합계 Both sexes	3,939,436	3,940,667	3,938,271	3,932,284	3,923,326	3,911,346
0-14	150	149	147	144	142	138
15-19	7,623	7,891	8,066	8,141	8,165	8,141
20-24	50,496	47,410	45,926	45,670	45,850	47,241
25-29	150,314	144,091	136,961	129,409	122,182	113,266
30-34	250,279	248,059	242,641	234,485	224,724	215,750
35-39	297,906	290,698	292,513	297,585	303,159	305,261
40-44	439,184	413,954	382,759	355,208	335,492	323,064
45-49	461,385	472,422	482,297	483,941	469,716	446,997
50-54	470,203	460,529	449,339	441,227	441,601	448,482
55-59	415,047	431,262	445,916	456,731	461,141	457,274
60-64	386,995	379,920	375,785	374,085	378,698	389,186
65-69	368,799	372,237	372,523	371,030	366,696	360,135
70-74	270,244	289,057	304,988	318,369	330,066	337,249
75-79	192,563	196,362	200,867	207,726	216,614	230,971
80-84	115,976	119,234	124,595	130,492	137,195	142,642
85+	62,272	67,392	72,948	78,041	81,885	85,549
남자 Male	2,845,352	2,839,387	2,831,094	2,820,461	2,807,660	2,792,656
0-14	67	67	65	64	63	61
15-19	3,608	3,745	3,833	3,871	3,889	3,885
20-24	17,436	16,335	15,814	15,724	15,782	16,387
25-29	78,236	74,755	71,147	67,419	63,697	58,959
30-34	175,406	173,842	170,041	164,071	157,086	150,510
35-39	219,306	213,151	214,188	218,206	222,513	224,084
40-44	326,612	307,348	283,563	262,233	247,368	238,114
45-49	351,521	356,806	361,686	360,852	348,380	330,433
50-54	369,920	360,768	349,935	341,797	339,752	342,518
55-59	328,824	340,674	351,423	359,134	361,776	357,677
60-64	297,624	293,410	290,756	289,293	292,685	300,548
65-69	265,901	268,411	268,948	268,630	266,339	262,852
70-74	182,877	195,090	205,746	214,885	222,855	227,443
75-79	121,935	124,178	126,875	130,951	136,268	144,974
80-84	69,440	70,915	73,713	76,963	80,666	83,609
85+	36,639	39,892	43,361	46,368	48,541	50,602
여자 Female	1,094,084	1,101,280	1,107,177	1,111,823	1,115,666	1,118,690
0-14	83	82	82	80	79	77
15-19	4,015	4,146	4,233	4,270	4,276	4,256
20-24	33,060	31,075	30,112	29,946	30,068	30,854
25-29	72,078	69,336	65,814	61,990	58,485	54,307
30-34	74,873	74,217	72,600	70,414	67,638	65,240
35-39	78,600	77,547	78,325	79,379	80,646	81,177
40-44	112,572	106,606	99,196	92,975	88,124	84,950
45-49	109,864	115,616	120,611	123,089	121,336	116,564
50-54	100,283	99,761	99,404	99,430	101,849	105,964
55-59	86,223	90,588	94,493	97,597	99,365	99,597
60-64	89,371	86,510	85,029	84,792	86,013	88,638
65-69	102,898	103,826	103,575	102,400	100,357	97,283
70-74	87,367	93,967	99,242	103,484	107,211	109,806
75-79	70,628	72,184	73,992	76,775	80,346	85,997
80-84	46,536	48,319	50,882	53,529	56,529	59,033
85+	25,633	27,500	29,587	31,673	33,344	34,947

10. 시도, 가구주의 성 및 연령별 가구(계속)
Households by Household Head's Sex and Age for Provinces(Cont'd)

[부산]

단위 : 가구

	2000	2001	2002	2003	2004
합계 Both sexes	1,134,789	1,151,623	1,161,126	1,167,417	1,174,981
0-14	85	88	97	103	112
15-19	4,058	4,086	4,108	4,084	4,084
20-24	19,133	20,479	21,437	22,411	22,824
25-29	59,254	58,401	54,141	50,623	48,722
30-34	116,501	114,269	110,658	106,053	100,527
35-39	153,205	146,818	140,278	133,929	130,282
40-44	180,655	179,315	177,667	173,222	165,738
45-49	159,712	163,529	168,693	174,463	177,503
50-54	133,242	135,275	138,076	139,956	145,472
55-59	107,933	110,129	111,563	114,985	119,716
60-64	85,697	91,332	95,259	97,929	99,066
65-69	56,640	63,016	67,503	71,212	74,677
70-74	33,797	36,829	40,253	43,620	47,460
75-79	17,167	19,143	21,027	22,966	25,225
80-84	5,770	6,738	7,892	9,091	10,416
85+	1,940	2,176	2,474	2,770	3,157
남자 Male	915,483	919,661	917,441	913,690	911,110
0-14	46	47	53	58	63
15-19	1,848	1,867	1,904	1,916	1,937
20-24	8,344	9,162	9,433	9,800	9,905
25-29	47,360	45,667	40,947	36,959	34,277
30-34	104,887	101,443	96,831	91,574	85,608
35-39	136,458	129,678	122,846	116,329	112,149
40-44	155,619	153,332	150,938	146,291	139,196
45-49	134,038	136,046	139,620	143,697	145,056
50-54	108,899	109,934	111,778	113,037	117,543
55-59	85,180	86,898	87,904	90,488	94,178
60-64	63,786	68,108	70,978	72,979	73,776
65-69	37,146	42,047	45,438	48,191	50,845
70-74	19,137	21,086	23,002	25,193	27,736
75-79	9,003	10,020	10,813	11,614	12,631
80-84	2,917	3,391	3,896	4,391	4,872
85+	815	935	1,060	1,173	1,338
여자 Female	219,306	231,962	243,685	253,727	263,871
0-14	39	41	44	45	49
15-19	2,210	2,219	2,204	2,168	2,147
20-24	10,789	11,317	12,004	12,611	12,919
25-29	11,894	12,734	13,194	13,664	14,445
30-34	11,614	12,826	13,827	14,479	14,919
35-39	16,747	17,140	17,432	17,600	18,133
40-44	25,036	25,983	26,729	26,931	26,542
45-49	25,674	27,483	29,073	30,766	32,447
50-54	24,343	25,341	26,298	26,919	27,929
55-59	22,753	23,231	23,659	24,497	25,538
60-64	21,911	23,224	24,281	24,950	25,290
65-69	19,494	20,969	22,065	23,021	23,832
70-74	14,660	15,743	17,251	18,427	19,724
75-79	8,164	9,123	10,214	11,352	12,594
80-84	2,853	3,347	3,996	4,700	5,544
85+	1,125	1,241	1,414	1,597	1,819

10. 시도, 가구주의 성 및 연령별 가구(계속)
Households by Household Head's Sex and Age for Provinces(Cont'd)

[Busan]

Unit : household

	2005	2006	2007	2008	2009
합계 Both sexes	1,184,449	1,187,365	1,197,393	1,207,046	1,215,702
0-14	121	116	114	111	106
15-19	4,063	4,025	3,931	3,933	3,902
20-24	22,337	20,880	19,310	17,911	16,882
25-29	46,972	45,727	45,764	45,173	43,748
30-34	94,561	89,383	84,984	81,377	79,170
35-39	126,883	126,195	125,750	125,565	123,886
40-44	157,664	151,396	146,041	141,679	139,735
45-49	180,001	179,598	178,214	174,602	167,863
50-54	153,182	157,212	164,104	169,730	174,214
55-59	125,597	128,479	132,010	134,858	139,206
60-64	99,983	100,457	101,919	105,910	110,479
65-69	78,448	82,045	85,859	89,110	91,266
70-74	51,758	55,096	58,400	61,605	65,075
75-79	27,600	29,906	32,435	34,990	37,725
80-84	11,645	12,671	13,798	15,102	16,450
85+	3,634	4,179	4,760	5,390	5,995
남자 Male	909,609	909,356	914,578	920,081	925,078
0-14	68	68	68	66	62
15-19	1,967	1,928	1,902	1,919	1,915
20-24	9,555	8,930	8,206	7,583	7,118
25-29	31,642	29,714	29,197	28,644	27,746
30-34	79,378	74,655	70,387	66,876	64,571
35-39	108,108	106,847	105,925	105,409	103,675
40-44	131,903	126,565	121,960	118,124	116,409
45-49	146,306	145,926	144,708	141,752	136,253
50-54	122,906	126,196	131,804	136,289	139,758
55-59	98,524	101,039	103,941	106,142	109,647
60-64	74,684	74,983	75,925	79,144	82,854
65-69	53,631	56,768	59,901	62,448	63,934
70-74	30,397	33,157	35,741	38,198	40,897
75-79	13,683	15,106	16,705	18,334	20,125
80-84	5,341	5,765	6,267	6,933	7,641
85+	1,516	1,709	1,941	2,220	2,473
여자 Female	274,840	278,009	282,815	286,965	290,624
0-14	53	48	46	45	44
15-19	2,096	2,097	2,029	2,014	1,987
20-24	12,782	11,950	11,104	10,328	9,764
25-29	15,330	16,013	16,567	16,529	16,002
30-34	15,183	14,728	14,597	14,501	14,599
35-39	18,775	19,348	19,825	20,156	20,211
40-44	25,761	24,831	24,081	23,555	23,326
45-49	33,695	33,672	33,506	32,850	31,610
50-54	30,276	31,016	32,300	33,441	34,456
55-59	27,073	27,440	28,069	28,716	29,559
60-64	25,299	25,474	25,994	26,766	27,625
65-69	24,817	25,277	25,958	26,662	27,332
70-74	21,361	21,939	22,659	23,407	24,178
75-79	13,917	14,800	15,730	16,656	17,600
80-84	6,304	6,906	7,531	8,169	8,809
85+	2,118	2,470	2,819	3,170	3,522

10. 시도, 가구주의 성 및 연령별 가구(계속)
Households by Household Head's Sex and Age for Provinces(Cont'd)

[부산]

단위 : 가구

	2010	2011	2012	2013	2014
합계 Both sexes	1,223,884	1,231,611	1,238,750	1,245,206	1,250,929
0-14	100	94	88	85	81
15-19	3,927	3,943	3,871	3,718	3,556
20-24	16,256	15,654	15,434	15,456	15,356
25-29	41,273	38,473	35,789	33,429	31,734
30-34	78,221	79,124	79,863	79,568	77,738
35-39	121,064	116,715	111,769	107,687	105,863
40-44	139,517	139,257	139,117	139,115	137,449
45-49	160,050	153,752	148,514	144,277	142,605
50-54	176,375	175,706	174,418	170,994	164,548
55-59	145,546	152,482	159,749	165,543	170,188
60-64	115,704	120,982	124,545	127,309	131,626
65-69	91,980	92,915	94,368	98,583	103,399
70-74	68,659	72,132	75,930	79,189	81,099
75-79	40,819	43,543	45,964	48,420	51,224
80-84	17,757	19,554	21,298	22,925	24,707
85+	6,636	7,285	8,033	8,908	9,756
남자 Male	929,706	933,940	937,562	940,626	943,030
0-14	59	56	53	51	48
15-19	1,930	1,943	1,907	1,815	1,715
20-24	6,854	6,541	6,447	6,483	6,438
25-29	26,166	24,354	22,550	20,978	19,824
30-34	63,236	63,497	63,689	63,199	61,588
35-39	101,134	97,193	92,690	88,806	86,827
40-44	116,076	115,513	115,158	115,003	113,435
45-49	130,088	125,292	121,143	117,661	116,246
50-54	141,166	140,404	139,427	136,762	131,667
55-59	114,794	120,259	125,890	130,422	133,953
60-64	87,163	91,212	93,959	96,194	99,590
65-69	64,078	64,882	66,020	69,181	72,698
70-74	43,647	46,194	48,904	51,146	52,565
75-79	22,251	24,286	26,062	27,830	29,843
80-84	8,304	9,267	10,283	11,301	12,390
85+	2,760	3,047	3,380	3,794	4,203
여자 Female	294,178	297,671	301,188	304,580	307,899
0-14	41	38	35	34	33
15-19	1,997	2,000	1,964	1,903	1,841
20-24	9,402	9,113	8,987	8,973	8,918
25-29	15,107	14,119	13,239	12,451	11,910
30-34	14,985	15,627	16,174	16,369	16,150
35-39	19,930	19,522	19,079	18,881	19,036
40-44	23,441	23,744	23,959	24,112	24,014
45-49	29,962	28,460	27,371	26,616	26,359
50-54	35,209	35,302	34,991	34,232	32,881
55-59	30,752	32,223	33,859	35,121	36,235
60-64	28,541	29,770	30,586	31,115	32,036
65-69	27,902	28,033	28,348	29,402	30,701
70-74	25,012	25,938	27,026	28,043	28,534
75-79	18,568	19,257	19,902	20,590	21,381
80-84	9,453	10,287	11,015	11,624	12,317
85+	3,876	4,238	4,653	5,114	5,553

10. 시도, 가구주의 성 및 연령별 가구(계속)
Households by Household Head's Sex and Age for Provinces(Cont'd)

[Busan]

Unit : household

	2015	2016	2017	2018	2019
합계 Both sexes	1,255,879	1,260,154	1,263,606	1,266,399	1,268,247
0-14	76	69	65	62	60
15-19	3,365	3,151	2,973	2,809	2,676
20-24	15,302	15,143	14,693	14,030	13,291
25-29	30,821	29,902	29,736	29,970	29,906
30-34	73,856	69,375	64,909	60,982	58,245
35-39	105,905	108,158	109,830	109,801	107,573
40-44	134,510	129,813	124,516	120,310	118,650
45-49	142,714	142,625	142,609	142,670	140,979
50-54	157,062	151,055	146,058	142,066	140,583
55-59	172,310	171,948	170,930	167,838	161,734
60-64	138,134	144,892	151,936	157,638	162,321
65-69	108,902	114,029	117,509	120,331	124,617
70-74	81,296	82,429	84,062	88,233	92,839
75-79	54,266	57,249	60,458	63,270	64,976
80-84	26,743	28,618	30,435	32,276	34,392
85+	10,617	11,698	12,887	14,113	15,405
남자 Male	944,750	945,850	946,230	945,994	945,036
0-14	45	41	40	38	37
15-19	1,608	1,487	1,400	1,315	1,242
20-24	6,406	6,344	6,120	5,768	5,380
25-29	19,244	18,562	18,445	18,615	18,561
30-34	58,361	54,700	50,969	47,713	45,408
35-39	86,311	87,669	88,562	88,208	86,198
40-44	110,952	106,875	102,226	98,327	96,552
45-49	116,192	115,922	115,839	115,889	114,436
50-54	125,902	121,457	117,621	114,431	113,221
55-59	135,479	134,989	134,257	131,894	127,174
60-64	104,465	109,588	114,794	119,037	122,397
65-69	76,631	80,319	82,867	85,034	88,246
70-74	52,906	53,836	55,041	57,978	61,154
75-79	31,963	33,988	36,156	37,976	39,180
80-84	13,681	14,935	16,129	17,328	18,698
85+	4,604	5,138	5,764	6,443	7,152
여자 Female	311,129	314,304	317,376	320,405	323,211
0-14	31	28	25	24	23
15-19	1,757	1,664	1,573	1,494	1,434
20-24	8,896	8,799	8,573	8,262	7,911
25-29	11,577	11,340	11,291	11,355	11,345
30-34	15,495	14,675	13,940	13,269	12,837
35-39	19,594	20,489	21,268	21,593	21,375
40-44	23,558	22,938	22,290	21,983	22,098
45-49	26,522	26,703	26,770	26,781	26,543
50-54	31,160	29,598	28,437	27,635	27,362
55-59	36,831	36,959	36,673	35,944	34,560
60-64	33,669	35,304	37,142	38,601	39,924
65-69	32,271	33,710	34,642	35,297	36,371
70-74	28,390	28,593	29,021	30,255	31,685
75-79	22,303	23,261	24,302	25,294	25,796
80-84	13,062	13,683	14,306	14,948	15,694
85+	6,013	6,560	7,123	7,670	8,253

10. 시도, 가구주의 성 및 연령별 가구(계속)

Households by Household Head's Sex and Age for Provinces(Cont'd)

[부산]

단위 : 가구

	2020	2021	2022	2023	2024
합계 Both sexes	1,269,291	1,269,606	1,269,319	1,268,371	1,266,662
0-14	61	61	60	60	59
15-19	2,440	2,206	2,061	1,949	1,864
20-24	12,558	11,796	11,085	10,385	9,716
25-29	29,839	29,547	28,667	27,345	25,878
30-34	56,849	55,409	55,410	56,134	56,260
35-39	102,551	97,049	91,409	86,461	83,272
40-44	119,130	121,991	124,086	124,221	121,852
45-49	137,985	133,181	127,847	123,698	122,192
50-54	140,834	140,889	141,006	141,157	139,565
55-59	154,575	148,751	143,841	139,935	138,532
60-64	164,546	164,382	163,591	160,797	155,050
65-69	131,055	137,703	144,572	150,116	154,725
70-74	98,006	102,869	106,249	109,121	113,329
75-79	65,271	66,381	68,052	71,847	76,060
80-84	36,746	39,040	41,482	43,655	45,050
85+	16,845	18,351	19,901	21,490	23,258
남자 Male	943,443	941,341	938,969	936,236	933,072
0-14	38	38	37	38	37
15-19	1,129	1,009	943	884	848
20-24	4,988	4,601	4,303	4,025	3,742
25-29	18,489	18,287	17,690	16,770	15,777
30-34	44,212	42,906	42,871	43,463	43,577
35-39	81,965	77,468	72,760	68,682	66,059
40-44	96,450	98,374	99,723	99,658	97,712
45-49	112,052	108,031	103,511	99,828	98,339
50-54	113,304	113,185	113,252	113,419	112,104
55-59	121,799	117,600	113,929	110,917	109,848
60-64	123,900	123,537	122,999	120,938	116,697
65-69	92,767	97,521	102,302	106,199	109,319
70-74	64,645	67,946	70,273	72,348	75,333
75-79	39,581	40,444	41,580	44,072	46,773
80-84	20,167	21,573	23,091	24,371	25,262
85+	7,957	8,821	9,705	10,624	11,645
여자 Female	325,848	328,265	330,350	332,135	333,590
0-14	23	23	23	22	22
15-19	1,311	1,197	1,118	1,065	1,016
20-24	7,570	7,195	6,782	6,360	5,974
25-29	11,350	11,260	10,977	10,575	10,101
30-34	12,637	12,503	12,539	12,671	12,683
35-39	20,586	19,581	18,649	17,779	17,213
40-44	22,680	23,617	24,363	24,563	24,140
45-49	25,933	25,150	24,336	23,870	23,853
50-54	27,530	27,704	27,754	27,738	27,461
55-59	32,776	31,151	29,912	29,018	28,684
60-64	40,646	40,845	40,592	39,859	38,353
65-69	38,288	40,182	42,270	43,917	45,406
70-74	33,361	34,923	35,976	36,773	37,996
75-79	25,690	25,937	26,472	27,775	29,287
80-84	16,579	17,467	18,391	19,284	19,788
85+	8,888	9,530	10,196	10,866	11,613

10. 시도, 가구주의 성 및 연령별 가구(계속)
Households by Household Head's Sex and Age for Provinces(Cont'd)

[Busan]

Unit : household

	2025	2026	2027	2028	2029	2030
합계 Both sexes	1,264,126	1,260,711	1,256,288	1,251,045	1,245,048	1,238,031
0-14	57	55	55	55	54	53
15-19	1,832	1,827	1,813	1,792	1,763	1,729
20-24	8,861	8,083	7,581	7,238	6,998	6,903
25-29	24,488	23,004	21,538	20,060	18,695	17,062
30-34	56,271	55,781	54,100	51,533	48,713	46,020
35-39	81,794	80,358	80,791	82,134	82,496	82,467
40-44	116,344	110,386	104,190	98,785	95,385	93,823
45-49	122,884	125,932	128,105	128,179	125,682	119,970
50-54	136,650	131,899	126,676	122,625	121,226	122,002
55-59	138,829	138,922	139,040	139,228	137,723	134,909
60-64	148,280	142,795	138,193	134,504	133,247	133,635
65-69	157,041	157,055	156,343	153,741	148,310	141,835
70-74	119,580	125,954	132,460	137,757	142,284	144,701
75-79	80,525	84,826	87,825	90,535	94,433	100,028
80-84	45,441	46,573	48,203	51,499	54,928	58,439
85+	25,249	27,261	29,375	31,380	33,111	34,455
남자 Male	929,420	925,151	920,149	914,555	908,467	901,683
0-14	36	36	36	36	36	36
15-19	836	832	824	814	800	784
20-24	3,370	3,001	2,772	2,601	2,490	2,450
25-29	14,827	13,841	12,935	12,031	11,194	10,168
30-34	43,570	43,186	41,821	39,711	37,420	35,242
35-39	64,881	63,679	64,109	65,317	65,697	65,683
40-44	93,249	88,554	83,496	79,137	76,425	75,255
45-49	98,568	100,788	102,319	102,324	100,402	95,904
50-54	109,863	105,970	101,636	98,093	96,744	97,076
55-59	110,034	110,007	110,144	110,410	109,261	107,206
60-64	111,902	108,240	105,071	102,445	101,614	101,931
65-69	110,812	110,635	110,267	108,557	104,894	100,713
70-74	79,450	83,746	88,006	91,515	94,397	95,858
75-79	49,626	52,363	54,297	56,137	58,732	62,204
80-84	25,628	26,371	27,315	29,228	31,206	33,263
85+	12,768	13,902	15,101	16,199	17,155	17,910
여자 Female	334,706	335,560	336,139	336,490	336,581	336,348
0-14	21	19	19	19	18	17
15-19	996	995	989	978	963	945
20-24	5,491	5,082	4,809	4,637	4,508	4,453
25-29	9,661	9,163	8,603	8,029	7,501	6,894
30-34	12,701	12,595	12,279	11,822	11,293	10,778
35-39	16,913	16,679	16,682	16,817	16,799	16,784
40-44	23,095	21,832	20,694	19,648	18,960	18,568
45-49	24,316	25,144	25,786	25,855	25,280	24,066
50-54	26,787	25,929	25,040	24,532	24,482	24,926
55-59	28,795	28,915	28,896	28,818	28,462	27,703
60-64	36,378	34,555	33,122	32,059	31,633	31,704
65-69	46,229	46,420	46,076	45,184	43,416	41,122
70-74	40,130	42,208	44,454	46,242	47,887	48,843
75-79	30,899	32,463	33,528	34,398	35,701	37,824
80-84	19,813	20,202	20,888	22,271	23,722	25,176
85+	12,481	13,359	14,274	15,181	15,956	16,545

10. 시도, 가구주의 성 및 연령별 가구(계속)
Households by Household Head's Sex and Age for Provinces(Cont'd)

[대구]

단위 : 가구

	2000	2001	2002	2003	2004
합계 Both sexes	771,067	784,869	793,137	801,847	806,723
0-14	131	122	119	113	111
15-19	4,198	3,934	3,799	3,638	3,584
20-24	19,823	19,753	19,912	20,207	19,975
25-29	53,646	51,825	47,782	44,494	42,252
30-34	95,459	93,816	91,186	88,019	83,314
35-39	115,901	113,572	110,687	108,054	105,535
40-44	121,341	123,756	125,209	125,521	122,835
45-49	96,831	101,033	105,988	111,111	115,108
50-54	77,956	79,562	81,719	83,737	87,043
55-59	61,564	62,852	63,670	65,615	68,958
60-64	51,429	54,143	55,958	57,291	57,392
65-69	35,550	39,396	41,793	44,222	45,807
70-74	20,761	22,783	25,051	27,357	30,090
75-79	11,104	12,211	13,303	14,622	15,855
80-84	4,064	4,623	5,257	5,924	6,699
85+	1,309	1,488	1,704	1,922	2,165
남자 Male	623,712	629,989	631,459	633,729	632,473
0-14	65	61	61	59	58
15-19	1,885	1,735	1,661	1,595	1,600
20-24	8,087	8,096	8,132	8,265	8,153
25-29	42,482	40,113	35,865	32,364	29,701
30-34	86,665	83,915	80,438	76,727	71,727
35-39	103,052	100,484	97,471	94,739	91,946
40-44	104,561	106,167	106,953	106,810	104,083
45-49	81,113	84,147	88,107	92,163	95,010
50-54	63,867	64,888	66,441	67,900	70,612
55-59	48,675	49,736	50,323	51,825	54,513
60-64	38,798	40,780	42,022	42,948	42,829
65-69	23,931	26,924	28,722	30,534	31,601
70-74	12,040	13,454	14,876	16,387	18,235
75-79	5,894	6,521	7,032	7,705	8,286
80-84	2,000	2,291	2,594	2,871	3,181
85+	597	677	761	837	938
여자 Female	147,355	154,880	161,678	168,118	174,250
0-14	66	61	58	54	53
15-19	2,313	2,199	2,138	2,043	1,984
20-24	11,736	11,657	11,780	11,942	11,822
25-29	11,164	11,712	11,917	12,130	12,551
30-34	8,794	9,901	10,748	11,292	11,587
35-39	12,849	13,088	13,216	13,315	13,589
40-44	16,780	17,589	18,256	18,711	18,752
45-49	15,718	16,886	17,881	18,948	20,098
50-54	14,089	14,674	15,278	15,837	16,431
55-59	12,889	13,116	13,347	13,790	14,445
60-64	12,631	13,363	13,936	14,343	14,563
65-69	11,619	12,472	13,071	13,688	14,206
70-74	8,721	9,329	10,175	10,970	11,855
75-79	5,210	5,690	6,271	6,917	7,569
80-84	2,064	2,332	2,663	3,053	3,518
85+	712	811	943	1,085	1,227

10. 시도, 가구의 성 및 연령별 가구(계속)
Households by Household Head's Sex and Age for Provinces(Cont'd)

[Daegu]

Unit : household

	2005	2006	2007	2008	2009
합계 Both sexes	809,612	811,981	818,012	823,882	829,104
0-14	107	111	111	110	108
15-19	3,492	3,347	3,283	3,358	3,384
20-24	18,812	17,279	15,987	14,861	14,280
25-29	39,907	38,360	37,970	37,549	36,312
30-34	77,768	73,308	69,491	65,759	63,027
35-39	102,842	102,008	100,407	99,012	96,910
40-44	120,014	116,623	113,699	111,333	109,432
45-49	119,045	121,799	123,482	123,861	122,084
50-54	90,918	94,614	100,216	104,801	110,191
55-59	72,610	74,713	77,085	79,179	81,205
60-64	57,027	56,880	57,312	59,221	62,279
65-69	47,184	48,771	50,440	51,646	52,057
70-74	32,949	34,731	36,301	38,192	39,740
75-79	17,191	18,714	20,455	22,112	24,165
80-84	7,308	7,987	8,725	9,508	10,187
85+	2,438	2,736	3,048	3,380	3,743
남자 Male	629,916	629,985	633,527	637,364	640,866
0-14	56	58	58	57	55
15-19	1,577	1,467	1,457	1,477	1,479
20-24	7,658	6,964	6,469	6,130	6,031
25-29	27,065	25,183	24,413	23,964	23,167
30-34	66,180	61,882	58,281	54,815	52,175
35-39	89,053	87,766	85,847	84,347	82,323
40-44	101,112	98,225	95,683	93,504	91,726
45-49	97,650	99,998	101,363	101,715	100,259
50-54	73,460	76,445	81,291	85,203	89,810
55-59	57,289	59,062	61,106	62,786	64,426
60-64	42,639	42,493	42,795	44,478	47,205
65-69	32,637	34,072	35,550	36,563	36,807
70-74	20,137	21,599	22,835	24,360	25,539
75-79	8,885	9,801	10,897	11,912	13,318
80-84	3,469	3,814	4,206	4,638	4,963
85+	1,049	1,156	1,276	1,415	1,583
여자 Female	179,696	181,996	184,485	186,518	188,238
0-14	51	53	53	53	53
15-19	1,915	1,880	1,826	1,881	1,905
20-24	11,154	10,315	9,518	8,731	8,249
25-29	12,842	13,177	13,557	13,585	13,145
30-34	11,588	11,426	11,210	10,944	10,852
35-39	13,789	14,242	14,560	14,665	14,587
40-44	18,902	18,398	18,016	17,829	17,706
45-49	21,395	21,801	22,119	22,146	21,825
50-54	17,458	18,169	18,925	19,598	20,381
55-59	15,321	15,651	15,979	16,393	16,779
60-64	14,388	14,387	14,517	14,743	15,074
65-69	14,547	14,699	14,890	15,083	15,250
70-74	12,812	13,132	13,466	13,832	14,201
75-79	8,306	8,913	9,558	10,200	10,847
80-84	3,839	4,173	4,519	4,870	5,224
85+	1,389	1,580	1,772	1,965	2,160

10. 시도, 가구주의 성 및 연령별 가구(계속)
Households by Household Head's Sex and Age for Provinces(Cont'd)

[대구]

단위 : 가구

	2010	2011	2012	2013	2014
합계 Both sexes	833,947	838,796	843,148	847,188	850,847
0-14	105	99	93	90	88
15-19	3,425	3,479	3,464	3,421	3,351
20-24	14,068	13,846	13,868	14,137	14,298
25-29	34,315	32,158	29,967	28,193	27,438
30-34	61,462	60,734	60,580	60,306	58,650
35-39	93,845	89,831	85,635	81,227	78,333
40-44	108,285	108,160	106,814	105,484	103,358
45-49	119,597	116,154	113,535	111,506	109,987
50-54	113,902	116,588	118,480	119,143	117,692
55-59	84,939	89,754	95,400	99,975	105,392
60-64	65,924	69,059	71,339	73,444	75,330
65-69	51,716	51,705	52,154	54,095	57,276
70-74	41,036	42,697	44,430	45,633	45,983
75-79	26,309	27,903	29,067	30,671	32,042
80-84	10,906	12,117	13,342	14,394	15,721
85+	4,113	4,512	4,980	5,469	5,908
남자 Male	644,040	646,937	649,335	651,408	653,092
0-14	53	49	47	45	44
15-19	1,482	1,491	1,472	1,428	1,374
20-24	6,043	5,962	5,953	6,016	6,036
25-29	21,958	20,641	19,245	18,242	17,895
30-34	50,472	49,466	49,047	48,637	47,200
35-39	79,529	75,950	72,228	68,214	65,480
40-44	90,565	90,142	88,627	87,320	85,386
45-49	98,366	95,562	93,379	91,512	89,987
50-54	92,858	94,993	96,530	97,092	95,913
55-59	67,518	71,567	76,270	80,140	84,635
60-64	50,498	52,994	54,897	56,557	58,136
65-69	36,369	36,589	37,056	38,738	41,265
70-74	26,448	27,630	28,905	29,822	30,124
75-79	14,798	15,958	16,818	17,931	18,852
80-84	5,327	5,998	6,701	7,324	8,178
85+	1,756	1,945	2,160	2,390	2,587
여자 Female	189,907	191,859	193,813	195,780	197,755
0-14	52	50	46	45	44
15-19	1,943	1,988	1,992	1,993	1,977
20-24	8,025	7,884	7,915	8,121	8,262
25-29	12,357	11,517	10,722	9,951	9,543
30-34	10,990	11,268	11,533	11,669	11,450
35-39	14,316	13,881	13,407	13,013	12,853
40-44	17,720	18,018	18,187	18,164	17,972
45-49	21,231	20,592	20,156	19,994	20,000
50-54	21,044	21,595	21,950	22,051	21,779
55-59	17,421	18,187	19,130	19,835	20,757
60-64	15,426	16,065	16,442	16,887	17,194
65-69	15,347	15,116	15,098	15,357	16,011
70-74	14,588	15,067	15,525	15,811	15,859
75-79	11,511	11,945	12,249	12,740	13,190
80-84	5,579	6,119	6,641	7,070	7,543
85+	2,357	2,567	2,820	3,079	3,321

10. 시도, 가구주의 성 및 연령별 가구(계속)
Households by Household Head's Sex and Age for Provinces(Cont'd)

[Daegu]

Unit : household

	2015	2016	2017	2018	2019
합계 Both sexes	854,129	857,037	859,573	861,848	863,680
0-14	82	74	69	66	63
15-19	3,202	3,030	2,853	2,742	2,639
20-24	14,468	14,575	14,415	14,057	13,564
25-29	27,305	27,089	27,292	27,802	28,093
30-34	55,794	52,780	49,716	47,402	46,602
35-39	77,016	76,747	77,062	76,926	74,930
40-44	100,203	96,000	91,619	87,101	84,266
45-49	109,208	109,257	108,066	106,847	104,783
50-54	115,562	112,457	110,139	108,375	107,117
55-59	109,103	111,801	113,825	114,679	113,503
60-64	79,092	83,655	88,965	93,260	98,398
65-69	61,055	64,068	66,244	68,341	70,237
70-74	45,385	45,540	46,110	47,991	50,911
75-79	33,162	34,680	36,227	37,348	37,770
80-84	17,108	18,205	19,099	20,306	21,370
85+	6,384	7,079	7,872	8,605	9,434
남자 Male	654,453	655,494	656,276	656,842	657,075
0-14	41	37	34	32	32
15-19	1,301	1,219	1,151	1,096	1,050
20-24	6,046	6,044	5,922	5,715	5,444
25-29	17,908	17,729	17,776	17,993	18,058
30-34	44,879	42,482	40,027	38,327	37,830
35-39	64,027	63,440	63,415	63,063	61,252
40-44	82,627	79,059	75,352	71,388	68,810
45-49	89,046	88,829	87,531	86,408	84,618
50-54	94,303	91,838	89,975	88,388	87,133
55-59	87,680	89,815	91,443	92,145	91,214
60-64	61,060	64,829	69,163	72,720	76,880
65-69	44,221	46,480	48,213	49,787	51,295
70-74	29,857	30,188	30,715	32,290	34,530
75-79	19,589	20,575	21,642	22,437	22,771
80-84	9,070	9,787	10,373	11,134	11,783
85+	2,798	3,143	3,544	3,919	4,375
여자 Female	199,676	201,543	203,297	205,006	206,605
0-14	41	37	35	34	31
15-19	1,901	1,811	1,702	1,646	1,589
20-24	8,422	8,531	8,493	8,342	8,120
25-29	9,397	9,360	9,516	9,809	10,035
30-34	10,915	10,298	9,689	9,075	8,772
35-39	12,989	13,307	13,647	13,863	13,678
40-44	17,576	16,941	16,267	15,713	15,456
45-49	20,162	20,428	20,535	20,439	20,165
50-54	21,259	20,619	20,164	19,987	19,984
55-59	21,423	21,986	22,382	22,534	22,289
60-64	18,032	18,826	19,802	20,540	21,518
65-69	16,834	17,588	18,031	18,554	18,942
70-74	15,528	15,352	15,395	15,701	16,381
75-79	13,573	14,105	14,585	14,911	14,999
80-84	8,038	8,418	8,726	9,172	9,587
85+	3,586	3,936	4,328	4,686	5,059

10. 시도, 가구주의 성 및 연령별 가구(계속)
Households by Household Head's Sex and Age for Provinces(Cont'd)

[대구]

단위 : 가구

	2020	2021	2022	2023	2024
합계 Both sexes	864,973	865,919	866,464	866,726	866,591
0-14	63	61	61	62	61
15-19	2,411	2,144	2,013	1,879	1,779
20-24	12,977	12,358	11,641	11,021	10,354
25-29	28,318	28,375	27,919	27,041	25,924
30-34	46,668	46,472	46,966	47,909	48,470
35-39	71,494	68,107	64,655	62,070	61,377
40-44	83,135	83,094	83,600	83,510	81,388
45-49	101,658	97,485	93,126	88,650	85,895
50-54	106,549	106,820	105,854	104,829	102,933
55-59	111,644	108,774	106,600	105,005	103,908
60-64	101,890	104,525	106,486	107,347	106,316
65-69	73,907	78,309	83,364	87,488	92,406
70-74	54,326	57,142	59,192	61,262	63,090
75-79	37,322	37,543	38,236	40,027	42,730
80-84	22,290	23,502	24,686	25,604	25,991
85+	10,321	11,208	12,065	13,022	13,969
남자 Male	656,913	656,483	655,923	655,204	654,280
0-14	31	30	30	31	30
15-19	944	844	789	727	689
20-24	5,156	4,841	4,564	4,313	4,039
25-29	18,049	17,958	17,546	16,905	16,115
30-34	37,950	37,736	38,056	38,697	39,047
35-39	58,402	55,698	52,958	51,114	50,790
40-44	67,568	67,209	67,386	67,140	65,351
45-49	81,993	78,563	75,001	71,187	68,767
50-54	86,410	86,397	85,321	84,386	82,762
55-59	89,853	87,615	85,900	84,484	83,386
60-64	79,670	81,703	83,237	83,916	83,124
65-69	53,989	57,449	61,390	64,628	68,425
70-74	37,085	39,072	40,604	42,060	43,460
75-79	22,635	22,995	23,555	24,930	26,844
80-84	12,323	13,039	13,803	14,399	14,665
85+	4,855	5,334	5,783	6,287	6,786
여자 Female	208,060	209,436	210,541	211,522	212,311
0-14	32	31	31	31	31
15-19	1,467	1,300	1,224	1,152	1,090
20-24	7,821	7,517	7,077	6,708	6,315
25-29	10,269	10,417	10,373	10,136	9,809
30-34	8,718	8,736	8,910	9,212	9,423
35-39	13,092	12,409	11,697	10,956	10,587
40-44	15,567	15,885	16,214	16,370	16,037
45-49	19,665	18,922	18,125	17,463	17,128
50-54	20,139	20,423	20,533	20,443	20,171
55-59	21,791	21,159	20,700	20,521	20,522
60-64	22,220	22,822	23,249	23,431	23,192
65-69	19,918	20,860	21,974	22,860	23,981
70-74	17,241	18,070	18,588	19,202	19,630
75-79	14,687	14,548	14,681	15,097	15,886
80-84	9,967	10,463	10,883	11,205	11,326
85+	5,466	5,874	6,282	6,735	7,183

10. 시도, 가구주의 성 및 연령별 가구(계속)

Households by Household Head's Sex and Age for Provinces(Cont'd)

[Daegu]

Unit : household

	2025	2026	2027	2028	2029	2030
합계 Both sexes	866,050	864,976	863,324	861,045	858,399	855,157
0-14	60	59	58	55	56	55
15-19	1,715	1,696	1,668	1,626	1,578	1,527
20-24	9,463	8,577	8,059	7,628	7,322	7,121
25-29	24,763	23,520	22,063	20,689	19,315	17,592
30-34	48,837	48,862	47,959	46,369	44,379	42,395
35-39	61,691	61,719	62,603	63,980	64,794	65,288
40-44	77,753	74,234	70,647	67,945	67,244	67,651
45-49	84,899	85,005	85,610	85,540	83,347	79,596
50-54	99,982	95,964	91,766	87,473	84,894	84,056
55-59	103,536	103,912	103,107	102,234	100,545	97,783
60-64	104,617	102,011	100,081	98,630	97,667	97,382
65-69	95,804	98,421	100,407	101,314	100,439	98,894
70-74	66,600	70,690	75,364	79,171	83,783	87,004
75-79	45,709	48,244	50,128	52,075	53,891	57,113
80-84	25,733	26,117	26,838	28,397	30,537	32,754
85+	14,888	15,945	16,966	17,919	18,608	18,946
남자 Male	653,059	651,453	649,409	646,894	644,078	640,754
0-14	30	29	29	28	29	28
15-19	658	649	636	618	598	577
20-24	3,643	3,266	3,024	2,811	2,669	2,571
25-29	15,325	14,446	13,559	12,707	11,876	10,740
30-34	39,213	39,127	38,296	36,932	35,254	33,652
35-39	51,199	51,258	51,967	53,003	53,588	53,847
40-44	62,499	59,881	57,190	55,385	55,163	55,707
45-49	67,700	67,520	67,838	67,674	65,917	63,090
50-54	80,314	77,059	73,676	70,065	67,840	66,963
55-59	82,839	82,921	81,998	81,226	79,825	77,596
60-64	81,952	80,017	78,609	77,403	76,490	76,061
65-69	71,000	72,912	74,395	75,100	74,508	73,573
70-74	45,892	48,978	52,456	55,334	58,692	61,001
75-79	28,933	30,609	31,917	33,199	34,488	36,582
80-84	14,615	14,996	15,492	16,587	17,984	19,442
85+	7,247	7,785	8,327	8,822	9,157	9,324
여자 Female	212,991	213,523	213,915	214,151	214,321	214,403
0-14	30	30	29	27	27	27
15-19	1,057	1,047	1,032	1,008	980	950
20-24	5,820	5,311	5,035	4,817	4,653	4,550
25-29	9,438	9,074	8,504	7,982	7,439	6,852
30-34	9,624	9,735	9,663	9,437	9,125	8,743
35-39	10,492	10,461	10,636	10,977	11,206	11,441
40-44	15,254	14,353	13,457	12,560	12,081	11,944
45-49	17,199	17,485	17,772	17,866	17,430	16,506
50-54	19,668	18,905	18,090	17,408	17,054	17,093
55-59	20,697	20,991	21,109	21,008	20,720	20,187
60-64	22,665	21,994	21,472	21,227	21,177	21,321
65-69	24,804	25,509	26,012	26,214	25,931	25,321
70-74	20,708	21,712	22,908	23,837	25,091	26,003
75-79	16,776	17,635	18,211	18,876	19,403	20,531
80-84	11,118	11,121	11,346	11,810	12,553	13,312
85+	7,641	8,160	8,639	9,097	9,451	9,622

10. 시도, 가구주의 성 및 연령별 가구(계속)
Households by Household Head's Sex and Age for Provinces(Cont'd)

[인천]

단위 : 가구

	2000	2001	2002	2003	2004
합계 Both sexes	760,610	776,166	794,337	806,640	816,759
0-14	53	58	65	71	81
15-19	2,759	2,837	2,800	2,747	2,742
20-24	15,041	15,289	16,311	17,073	17,119
25-29	57,929	57,576	55,447	52,819	50,275
30-34	107,522	104,295	103,604	101,470	97,264
35-39	137,885	131,901	127,065	122,016	119,026
40-44	132,513	137,284	141,050	141,607	139,568
45-49	88,965	96,665	104,992	113,352	120,458
50-54	66,717	68,568	71,105	73,497	78,463
55-59	50,271	52,032	54,296	56,936	60,017
60-64	40,122	42,494	44,515	46,095	47,041
65-69	28,323	31,287	33,471	35,417	36,799
70-74	17,292	18,843	20,852	22,891	25,028
75-79	10,070	11,098	11,893	12,739	13,914
80-84	3,889	4,474	5,155	5,944	6,705
85+	1,259	1,465	1,716	1,966	2,259
남자 Male	644,053	648,834	657,232	661,373	664,098
0-14	27	30	35	38	43
15-19	1,521	1,538	1,524	1,501	1,499
20-24	8,077	7,862	8,273	8,605	8,528
25-29	48,624	47,152	44,407	41,322	38,452
30-34	98,469	93,813	91,951	89,109	84,492
35-39	125,385	118,582	113,258	107,912	104,444
40-44	117,287	120,491	122,983	122,786	120,381
45-49	76,697	82,677	89,439	96,163	101,628
50-54	56,409	57,656	59,522	61,319	65,479
55-59	40,856	42,314	44,096	46,219	48,654
60-64	31,050	32,818	34,260	35,413	36,178
65-69	19,745	22,000	23,601	25,012	25,935
70-74	10,787	11,792	12,977	14,233	15,664
75-79	6,093	6,638	6,958	7,268	7,791
80-84	2,326	2,652	2,995	3,404	3,719
85+	700	819	953	1,069	1,211
여자 Female	116,557	127,332	137,105	145,267	152,661
0-14	26	28	30	33	38
15-19	1,238	1,299	1,276	1,246	1,243
20-24	6,964	7,427	8,038	8,468	8,591
25-29	9,305	10,424	11,040	11,497	11,823
30-34	9,053	10,482	11,653	12,361	12,772
35-39	12,500	13,319	13,807	14,104	14,582
40-44	15,226	16,793	18,067	18,821	19,187
45-49	12,268	13,988	15,553	17,189	18,830
50-54	10,308	10,912	11,583	12,178	12,984
55-59	9,415	9,718	10,200	10,717	11,363
60-64	9,072	9,676	10,255	10,682	10,863
65-69	8,578	9,287	9,870	10,405	10,864
70-74	6,505	7,051	7,875	8,658	9,364
75-79	3,977	4,460	4,935	5,471	6,123
80-84	1,563	1,822	2,160	2,540	2,986
85+	559	646	763	897	1,048

10. 시도, 가구주의 성 및 연령별 가구(계속)
Households by Household Head's Sex and Age for Provinces(Cont'd)

[Incheon]

Unit : household

	2005	2006	2007	2008	2009
합계 Both sexes	830,613	844,822	862,816	880,767	898,054
0-14	90	88	89	86	83
15-19	2,617	2,655	2,716	2,778	2,888
20-24	16,706	15,914	15,112	14,441	14,091
25-29	48,415	48,109	48,599	48,981	48,108
30-34	92,521	89,152	85,471	82,750	81,444
35-39	116,542	117,381	118,584	118,981	118,009
40-44	137,893	134,538	130,822	127,806	125,965
45-49	128,094	134,201	139,219	141,348	141,340
50-54	84,924	92,596	100,994	110,306	119,503
55-59	63,716	64,362	67,488	71,027	75,651
60-64	48,348	49,629	51,536	54,171	57,564
65-69	38,139	39,694	41,632	43,317	44,409
70-74	27,433	29,126	30,753	32,343	33,798
75-79	15,206	16,485	17,907	19,427	21,043
80-84	7,403	7,916	8,485	9,111	9,801
85+	2,566	2,976	3,409	3,894	4,357
남자 Male	667,879	678,149	690,456	703,175	715,557
0-14	49	45	46	45	43
15-19	1,417	1,390	1,413	1,453	1,517
20-24	8,271	7,823	7,424	7,089	6,880
25-29	35,891	34,709	34,543	34,589	33,809
30-34	79,549	75,973	72,376	69,765	68,391
35-39	101,198	101,719	102,336	102,416	101,408
40-44	117,832	115,217	111,728	108,759	106,928
45-49	107,064	112,746	116,730	118,307	118,019
50-54	70,197	76,715	83,630	91,262	98,786
55-59	51,512	52,016	54,599	57,459	61,226
60-64	37,114	38,177	39,711	41,923	44,827
65-69	26,929	28,234	29,894	31,295	32,136
70-74	17,136	18,530	19,827	21,077	22,187
75-79	8,355	9,101	9,983	10,960	12,033
80-84	4,010	4,202	4,449	4,743	5,092
85+	1,355	1,552	1,767	2,033	2,275
여자 Female	162,734	166,673	172,360	177,592	182,497
0-14	41	43	43	41	40
15-19	1,200	1,265	1,303	1,325	1,371
20-24	8,435	8,091	7,688	7,352	7,211
25-29	12,524	13,400	14,056	14,392	14,299
30-34	12,972	13,179	13,095	12,985	13,053
35-39	15,344	15,662	16,248	16,565	16,601
40-44	20,061	19,321	19,094	19,047	19,037
45-49	21,030	21,455	22,489	23,041	23,321
50-54	14,727	15,881	17,364	19,044	20,717
55-59	12,204	12,346	12,889	13,568	14,425
60-64	11,234	11,452	11,825	12,248	12,737
65-69	11,210	11,460	11,738	12,022	12,273
70-74	10,297	10,596	10,926	11,266	11,611
75-79	6,851	7,384	7,924	8,467	9,010
80-84	3,393	3,714	4,036	4,368	4,709
85+	1,211	1,424	1,642	1,861	2,082

10. 시도, 가구주의 성 및 연령별 가구(계속)
Households by Household Head's Sex and Age for Provinces(Cont'd)

[인천]

단위 : 가구

	2010	2011	2012	2013	2014
합계 Both sexes	915,045	931,645	947,811	963,567	979,056
0-14	81	77	73	73	71
15-19	2,994	3,025	2,988	2,901	2,794
20-24	14,033	14,265	14,715	15,191	15,677
25-29	46,410	44,263	41,937	40,080	39,041
30-34	81,239	82,579	84,001	84,900	83,571
35-39	115,776	111,921	107,776	104,593	103,724
40-44	125,352	126,124	127,561	128,020	127,031
45-49	139,860	136,593	132,870	129,908	128,234
50-54	127,496	133,915	139,058	141,295	141,432
55-59	82,379	92,174	100,530	109,776	118,943
60-64	60,619	62,142	65,194	68,615	73,215
65-69	45,622	47,091	48,970	51,565	54,947
70-74	34,949	36,302	38,218	39,863	40,782
75-79	22,850	24,405	25,655	26,925	28,107
80-84	10,601	11,564	12,633	13,697	14,756
85+	4,784	5,205	5,632	6,165	6,731
남자 Male	727,682	739,471	750,814	761,758	772,435
0-14	42	40	37	37	36
15-19	1,569	1,576	1,569	1,528	1,463
20-24	6,817	6,901	7,089	7,342	7,624
25-29	32,562	31,031	29,293	27,817	26,867
30-34	67,743	68,466	69,331	69,827	68,484
35-39	99,421	95,880	92,153	89,221	88,325
40-44	106,192	106,634	107,627	107,893	106,984
45-49	116,522	113,628	110,355	107,586	105,963
50-54	105,191	110,353	114,379	116,075	115,958
55-59	66,838	74,770	81,528	89,027	96,451
60-64	47,404	48,616	51,162	53,872	57,433
65-69	33,089	34,336	35,847	37,985	40,684
70-74	22,979	24,111	25,583	26,836	27,626
75-79	13,282	14,368	15,283	16,221	17,084
80-84	5,550	6,090	6,688	7,336	8,034
85+	2,481	2,671	2,890	3,155	3,419
여자 Female	187,363	192,174	196,997	201,809	206,621
0-14	39	37	36	36	35
15-19	1,425	1,449	1,419	1,373	1,331
20-24	7,216	7,364	7,626	7,849	8,053
25-29	13,848	13,232	12,644	12,263	12,174
30-34	13,496	14,113	14,670	15,073	15,087
35-39	16,355	16,041	15,623	15,372	15,399
40-44	19,160	19,490	19,934	20,127	20,047
45-49	23,338	22,965	22,515	22,322	22,271
50-54	22,305	23,562	24,679	25,220	25,474
55-59	15,541	17,404	19,002	20,749	22,492
60-64	13,215	13,526	14,032	14,743	15,782
65-69	12,533	12,755	13,123	13,580	14,263
70-74	11,970	12,191	12,635	13,027	13,156
75-79	9,568	10,037	10,372	10,704	11,023
80-84	5,051	5,474	5,945	6,361	6,722
85+	2,303	2,534	2,742	3,010	3,312

10. 시도, 가구주의 성 및 연령별 가구(계속)
Households by Household Head's Sex and Age for Provinces(Cont'd)

[Incheon]

Unit : household

	2015	2016	2017	2018	2019
합계 Both sexes	994,274	1,009,152	1,023,647	1,037,781	1,051,571
0-14	64	60	59	57	55
15-19	2,676	2,553	2,437	2,339	2,250
20-24	16,002	15,977	15,687	15,177	14,568
25-29	38,839	39,451	40,660	41,980	43,179
30-34	80,844	77,366	73,620	70,724	69,220
35-39	104,331	106,658	108,941	110,265	108,764
40-44	124,705	120,651	116,344	113,110	112,364
45-49	127,811	128,695	130,205	130,684	129,689
50-54	140,126	137,078	133,563	130,843	129,432
55-59	126,796	133,288	138,513	140,861	141,134
60-64	80,018	89,506	97,601	106,597	115,490
65-69	57,902	59,348	62,290	65,710	70,259
70-74	41,852	43,280	45,113	47,572	50,740
75-79	28,995	30,180	31,837	33,282	34,081
80-84	15,995	17,100	18,073	19,067	19,995
85+	7,318	7,961	8,704	9,513	10,351
남자 Male	782,809	792,841	802,486	811,759	820,698
0-14	33	31	30	29	28
15-19	1,388	1,322	1,262	1,215	1,158
20-24	7,809	7,787	7,690	7,431	7,092
25-29	26,533	26,780	27,436	28,311	29,159
30-34	66,108	63,152	59,899	57,273	55,732
35-39	88,435	90,049	91,662	92,486	90,925
40-44	105,049	101,481	97,759	94,901	94,199
45-49	105,421	106,024	107,133	107,474	106,649
50-54	114,661	111,995	108,952	106,401	104,974
55-59	102,787	107,956	112,011	113,792	113,813
60-64	62,715	70,134	76,463	83,512	90,452
65-69	43,039	44,152	46,511	49,106	52,472
70-74	28,524	29,703	31,132	33,095	35,522
75-79	17,736	18,680	19,901	20,962	21,643
80-84	8,855	9,557	10,214	10,893	11,524
85+	3,716	4,038	4,431	4,878	5,356
여자 Female	211,465	216,311	221,161	226,022	230,873
0-14	31	29	29	28	27
15-19	1,288	1,231	1,175	1,124	1,092
20-24	8,193	8,190	7,997	7,746	7,476
25-29	12,306	12,671	13,224	13,669	14,020
30-34	14,736	14,214	13,721	13,451	13,488
35-39	15,896	16,609	17,279	17,779	17,839
40-44	19,656	19,170	18,585	18,209	18,165
45-49	22,390	22,671	23,072	23,210	23,040
50-54	25,465	25,083	24,611	24,442	24,458
55-59	24,009	25,332	26,502	27,069	27,321
60-64	17,303	19,372	21,138	23,085	25,038
65-69	14,863	15,196	15,779	16,604	17,787
70-74	13,328	13,577	13,981	14,477	15,218
75-79	11,259	11,500	11,936	12,320	12,438
80-84	7,140	7,543	7,859	8,174	8,471
85+	3,602	3,923	4,273	4,635	4,995

10. 시도, 가구주의 성 및 연령별 가구(계속)

Households by Household Head's Sex and Age for Provinces(Cont'd)

[인천]

단위 : 가구

	2020	2021	2022	2023	2024
합계 Both sexes	1,064,973	1,077,976	1,090,555	1,102,643	1,114,152
0-14	56	56	56	57	58
15-19	2,083	1,923	1,811	1,746	1,680
20-24	13,960	13,331	12,697	12,109	11,514
25-29	43,800	43,490	42,552	40,987	39,145
30-34	69,225	70,695	73,070	75,665	77,885
35-39	105,482	101,305	96,870	93,570	92,098
40-44	113,226	115,885	118,452	119,940	118,415
45-49	127,340	123,253	118,929	115,708	115,057
50-54	129,282	130,454	132,242	132,952	132,150
55-59	139,956	137,031	133,601	130,933	129,512
60-64	123,134	129,477	134,612	136,936	137,244
65-69	76,907	86,041	93,903	102,628	111,288
70-74	53,508	54,904	57,743	61,041	65,422
75-79	34,975	36,220	37,874	40,082	42,815
80-84	20,739	21,691	23,006	24,185	24,820
85+	11,300	12,220	13,137	14,104	15,049
남자 Male	829,275	837,510	845,551	853,335	860,748
0-14	28	28	28	28	28
15-19	1,066	986	925	891	860
20-24	6,731	6,386	6,071	5,811	5,505
25-29	29,589	29,303	28,705	27,587	26,249
30-34	55,464	56,389	58,057	60,115	61,953
35-39	88,017	84,427	80,563	77,596	76,108
40-44	94,545	96,448	98,333	99,363	97,893
45-49	104,810	101,337	97,747	95,034	94,528
50-54	104,617	105,395	106,662	107,168	106,505
55-59	112,662	110,164	107,284	104,869	103,536
60-64	96,386	101,235	105,043	106,727	106,769
65-69	57,392	64,221	70,103	76,642	83,106
70-74	37,629	38,644	40,825	43,232	46,343
75-79	22,403	23,404	24,625	26,314	28,339
80-84	12,023	12,718	13,626	14,434	14,944
85+	5,913	6,425	6,954	7,524	8,082
여자 Female	235,698	240,466	245,004	249,308	253,404
0-14	28	28	28	29	30
15-19	1,017	937	886	855	820
20-24	7,229	6,945	6,626	6,298	6,009
25-29	14,211	14,187	13,847	13,400	12,896
30-34	13,761	14,306	15,013	15,550	15,932
35-39	17,465	16,878	16,307	15,974	15,990
40-44	18,681	19,437	20,119	20,577	20,522
45-49	22,530	21,916	21,182	20,674	20,529
50-54	24,665	25,059	25,580	25,784	25,645
55-59	27,294	26,867	26,317	26,064	25,976
60-64	26,748	28,242	29,569	30,209	30,475
65-69	19,515	21,820	23,800	25,986	28,182
70-74	15,879	16,260	16,918	17,809	19,079
75-79	12,572	12,816	13,249	13,768	14,476
80-84	8,716	8,973	9,380	9,751	9,876
85+	5,387	5,795	6,183	6,580	6,967

10. 시도, 가구주의 성 및 연령별 가구(계속)
Households by Household Head's Sex and Age for Provinces(Cont'd)

[Incheon]

Unit : household

	2025	2026	2027	2028	2029	2030
합계 Both sexes	1,124,941	1,134,912	1,143,952	1,152,032	1,159,154	1,165,200
0-14	58	59	60	59	60	61
15-19	1,656	1,678	1,676	1,664	1,647	1,628
20-24	10,699	9,923	9,417	9,138	8,910	8,842
25-29	37,382	35,598	33,686	31,811	29,909	27,627
30-34	78,977	78,339	76,579	73,629	70,254	67,095
35-39	92,623	95,069	98,457	101,985	104,843	106,085
40-44	114,976	110,602	105,972	102,546	101,067	101,709
45-49	116,050	118,812	121,449	122,966	121,419	117,898
50-54	129,901	125,887	121,647	118,512	118,052	119,313
55-59	129,345	130,495	132,283	133,013	132,233	130,021
60-64	136,153	133,331	130,006	127,422	126,010	125,779
65-69	118,717	124,897	129,935	132,280	132,677	131,716
70-74	71,743	80,341	87,787	96,039	104,227	111,313
75-79	45,170	46,364	48,862	51,856	55,747	61,344
80-84	25,524	26,543	27,969	29,806	31,967	33,795
85+	15,967	16,974	18,167	19,306	20,132	20,974
남자 Male	867,624	873,890	879,411	884,137	888,117	891,228
0-14	28	28	28	27	27	27
15-19	849	860	860	853	845	835
20-24	5,076	4,675	4,400	4,249	4,132	4,098
25-29	24,931	23,660	22,344	21,095	19,749	18,130
30-34	62,864	62,319	60,999	58,609	55,855	53,238
35-39	76,366	78,262	80,893	83,859	86,325	87,412
40-44	95,012	91,425	87,544	84,575	83,154	83,562
45-49	95,047	97,081	99,069	100,172	98,771	95,953
50-54	104,802	101,464	98,021	95,422	95,079	95,772
55-59	103,259	104,113	105,459	106,081	105,536	103,972
60-64	105,740	103,441	100,799	98,596	97,411	97,201
65-69	88,635	93,187	96,774	98,433	98,587	97,751
70-74	50,791	56,909	62,227	68,123	73,943	78,971
75-79	30,095	30,954	32,779	34,842	37,484	41,273
80-84	15,512	16,284	17,256	18,555	20,060	21,349
85+	8,617	9,228	9,959	10,646	11,159	11,684
여자 Female	257,317	261,022	264,541	267,895	271,037	273,972
0-14	30	31	32	32	33	34
15-19	807	818	816	811	802	793
20-24	5,623	5,248	5,017	4,889	4,778	4,744
25-29	12,451	11,938	11,342	10,716	10,160	9,497
30-34	16,113	16,020	15,580	15,020	14,399	13,857
35-39	16,257	16,807	17,564	18,126	18,518	18,673
40-44	19,964	19,177	18,428	17,971	17,913	18,147
45-49	21,003	21,731	22,380	22,794	22,648	21,945
50-54	25,099	24,423	23,626	23,090	22,973	23,541
55-59	26,086	26,382	26,824	26,932	26,697	26,049
60-64	30,413	29,890	29,207	28,826	28,599	28,578
65-69	30,082	31,710	33,161	33,847	34,090	33,965
70-74	20,952	23,432	25,560	27,916	30,284	32,342
75-79	15,075	15,410	16,083	17,014	18,263	20,071
80-84	10,012	10,259	10,713	11,251	11,907	12,446
85+	7,350	7,746	8,208	8,660	8,973	9,290

10. 시도, 가구주의 성 및 연령별 가구(계속)
Households by Household Head's Sex and Age for Provinces(Cont'd)

[광 주]

단위 : 가구

	2000	2001	2002	2003	2004
합계 Both sexes	418,812	430,817	440,912	449,225	455,671
0-14	98	97	96	95	98
15-19	4,441	3,952	3,753	3,510	3,319
20-24	17,606	17,161	17,561	17,935	18,070
25-29	36,002	35,960	34,423	33,159	32,240
30-34	55,755	56,395	56,637	55,738	53,795
35-39	61,969	62,554	62,638	62,359	62,198
40-44	61,422	64,240	66,370	67,379	66,703
45-49	46,234	48,736	51,996	55,738	58,848
50-54	39,404	39,965	40,387	40,747	42,372
55-59	30,446	31,370	32,374	33,840	35,624
60-64	25,330	26,759	27,695	28,239	28,647
65-69	17,930	19,586	20,863	22,128	22,860
70-74	11,986	12,764	13,723	14,779	15,945
75-79	6,765	7,419	7,993	8,558	9,303
80-84	2,558	2,896	3,316	3,782	4,238
85+	866	963	1,087	1,239	1,411
남자 Male	334,368	340,710	345,482	349,239	351,366
0-14	40	43	47	49	54
15-19	2,040	1,803	1,700	1,568	1,464
20-24	7,638	7,306	7,488	7,657	7,706
25-29	28,616	27,709	25,619	23,954	22,515
30-34	50,507	50,060	49,439	47,990	45,662
35-39	54,885	54,962	54,673	54,100	53,566
40-44	52,322	54,349	55,855	56,479	55,704
45-49	38,526	40,230	42,720	45,622	47,853
50-54	32,389	32,515	32,640	32,808	34,175
55-59	24,268	24,984	25,758	26,846	28,216
60-64	19,033	20,182	20,896	21,340	21,669
65-69	12,027	13,314	14,301	15,261	15,821
70-74	6,956	7,516	8,087	8,790	9,557
75-79	3,512	3,897	4,168	4,441	4,824
80-84	1,241	1,423	1,631	1,810	1,984
85+	368	417	460	524	596
여자 Female	84,444	90,107	95,430	99,986	104,305
0-14	58	54	49	46	44
15-19	2,401	2,149	2,053	1,942	1,855
20-24	9,968	9,855	10,073	10,278	10,364
25-29	7,386	8,251	8,804	9,205	9,725
30-34	5,248	6,335	7,198	7,748	8,133
35-39	7,084	7,592	7,965	8,259	8,632
40-44	9,100	9,891	10,515	10,900	10,999
45-49	7,708	8,506	9,276	10,116	10,995
50-54	7,015	7,450	7,747	7,939	8,197
55-59	6,178	6,386	6,616	6,994	7,408
60-64	6,297	6,577	6,799	6,899	6,978
65-69	5,903	6,272	6,562	6,867	7,039
70-74	5,030	5,248	5,636	5,989	6,388
75-79	3,253	3,522	3,825	4,117	4,479
80-84	1,317	1,473	1,685	1,972	2,254
85+	498	546	627	715	815

10. 시도, 가구주의 성 및 연령별 가구(계속)
Households by Household Head's Sex and Age for Provinces(Cont'd)

[Gwangju]

Unit : household

	2005	2006	2007	2008	2009
합계 Both sexes	460,570	466,890	473,034	478,976	484,516
0-14	100	101	103	103	101
15-19	3,060	2,870	2,751	2,749	2,864
20-24	17,600	16,777	15,692	14,542	13,520
25-29	31,241	31,137	31,442	31,432	31,070
30-34	51,206	50,142	48,336	46,913	45,500
35-39	61,906	62,389	62,653	62,589	62,224
40-44	65,833	65,412	64,845	64,519	65,006
45-49	61,827	64,182	65,676	66,198	65,377
50-54	44,416	46,258	49,447	53,060	56,538
55-59	37,338	37,720	37,788	38,173	38,895
60-64	28,920	29,333	30,383	31,699	33,347
65-69	23,689	24,802	25,684	26,237	26,869
70-74	16,993	17,979	18,965	19,979	20,663
75-79	10,200	10,925	11,707	12,496	13,457
80-84	4,639	5,068	5,556	6,036	6,588
85+	1,602	1,795	2,006	2,251	2,497
남자 Male	352,760	356,759	361,056	365,523	369,798
0-14	60	61	62	61	60
15-19	1,410	1,330	1,275	1,278	1,341
20-24	7,472	7,051	6,523	5,978	5,562
25-29	21,063	20,442	20,350	20,190	19,917
30-34	43,029	41,814	40,051	38,721	37,297
35-39	52,946	53,094	53,059	52,823	52,388
40-44	54,810	54,518	53,953	53,535	53,852
45-49	50,036	51,987	53,260	53,771	53,139
50-54	35,619	36,985	39,615	42,620	45,465
55-59	29,586	29,918	30,017	30,383	31,039
60-64	21,953	22,244	23,106	24,200	25,606
65-69	16,419	17,419	18,222	18,705	19,252
70-74	10,315	11,127	11,939	12,765	13,275
75-79	5,228	5,684	6,196	6,706	7,386
80-84	2,147	2,355	2,623	2,875	3,197
85+	667	730	805	912	1,022
여자 Female	107,810	110,131	111,978	113,453	114,718
0-14	40	40	41	42	41
15-19	1,650	1,540	1,476	1,471	1,523
20-24	10,128	9,726	9,169	8,564	7,958
25-29	10,178	10,695	11,092	11,242	11,153
30-34	8,177	8,328	8,285	8,192	8,203
35-39	8,960	9,295	9,594	9,766	9,836
40-44	11,023	10,894	10,892	10,984	11,154
45-49	11,791	12,195	12,416	12,427	12,238
50-54	8,797	9,273	9,832	10,440	11,073
55-59	7,752	7,802	7,771	7,790	7,856
60-64	6,967	7,089	7,277	7,499	7,741
65-69	7,270	7,383	7,462	7,532	7,617
70-74	6,678	6,852	7,026	7,214	7,388
75-79	4,972	5,241	5,511	5,790	6,071
80-84	2,492	2,713	2,933	3,161	3,391
85+	935	1,065	1,201	1,339	1,475

10. 시도, 가구주의 성 및 연령별 가구(계속)
Households by Household Head's Sex and Age for Provinces(Cont'd)

[광 주]

단위 : 가구

	2010	2011	2012	2013	2014
합계 Both sexes	489,770	494,948	499,851	504,519	508,892
0-14	101	97	94	92	90
15-19	2,975	3,083	3,124	3,121	3,065
20-24	12,939	12,465	12,475	12,838	13,431
25-29	29,890	28,437	26,509	24,583	23,037
30-34	45,109	45,161	45,669	45,749	45,228
35-39	60,979	59,489	57,431	55,706	54,128
40-44	65,180	65,468	65,882	65,840	65,466
45-49	64,714	64,172	63,734	63,550	64,178
50-54	59,296	61,396	62,915	63,494	62,774
55-59	40,786	43,195	46,285	49,743	53,053
60-64	34,744	35,731	35,764	36,124	36,805
65-69	27,223	27,603	28,683	30,094	31,781
70-74	21,593	22,634	23,531	24,053	24,687
75-79	14,366	15,228	16,041	16,935	17,471
80-84	7,133	7,755	8,391	8,978	9,734
85+	2,742	3,034	3,323	3,619	3,964
남자 Male	373,821	377,670	381,214	384,505	387,516
0-14	60	58	56	55	54
15-19	1,379	1,426	1,448	1,432	1,395
20-24	5,422	5,240	5,206	5,364	5,652
25-29	19,045	18,025	16,720	15,421	14,458
30-34	36,735	36,558	36,851	36,792	36,287
35-39	51,298	49,918	48,075	46,532	45,007
40-44	53,811	53,888	54,065	53,908	53,511
45-49	52,707	52,302	51,916	51,644	52,068
50-54	47,684	49,412	50,712	51,297	50,786
55-59	32,727	34,758	37,283	40,172	42,892
60-64	26,765	27,553	27,672	28,047	28,686
65-69	19,533	19,910	20,766	21,819	23,124
70-74	14,005	14,820	15,544	16,000	16,513
75-79	8,016	8,664	9,260	9,890	10,305
80-84	3,505	3,876	4,232	4,571	5,040
85+	1,129	1,262	1,408	1,561	1,738
여자 Female	115,949	117,278	118,637	120,014	121,376
0-14	41	39	38	37	36
15-19	1,596	1,657	1,676	1,689	1,670
20-24	7,517	7,225	7,269	7,474	7,779
25-29	10,845	10,412	9,789	9,162	8,579
30-34	8,374	8,603	8,818	8,957	8,941
35-39	9,681	9,571	9,356	9,174	9,121
40-44	11,369	11,580	11,817	11,932	11,955
45-49	12,007	11,870	11,818	11,906	12,110
50-54	11,612	11,984	12,203	12,197	11,988
55-59	8,059	8,437	9,002	9,571	10,161
60-64	7,979	8,178	8,092	8,077	8,119
65-69	7,690	7,693	7,917	8,275	8,657
70-74	7,588	7,814	7,987	8,053	8,174
75-79	6,350	6,564	6,781	7,045	7,166
80-84	3,628	3,879	4,159	4,407	4,694
85+	1,613	1,772	1,915	2,058	2,226

10. 시도, 가구주의 성 및 연령별 가구(계속)
Households by Household Head's Sex and Age for Provinces(Cont'd)

[Gwangju]

Unit : household

	2015	2016	2017	2018	2019
합계 Both sexes	512,970	516,830	520,478	523,856	526,882
0-14	83	77	73	71	66
15-19	3,012	2,931	2,823	2,754	2,660
20-24	13,916	14,292	14,442	14,372	14,135
25-29	22,343	21,814	21,973	22,623	23,539
30-34	43,400	41,208	38,428	35,709	33,618
35-39	53,853	54,105	54,834	54,945	54,166
40-44	64,154	62,560	60,417	58,641	57,074
45-49	64,520	64,907	65,420	65,454	65,155
50-54	62,233	61,790	61,461	61,366	62,054
55-59	55,608	57,620	59,093	59,688	59,054
60-64	38,685	40,943	43,894	47,195	50,367
65-69	33,173	34,128	34,172	34,533	35,242
70-74	25,016	25,452	26,546	27,951	29,627
75-79	18,315	19,268	20,065	20,560	21,139
80-84	10,326	10,999	11,672	12,414	12,884
85+	4,333	4,736	5,165	5,580	6,102
남자 Male	390,233	392,722	394,979	396,980	398,714
0-14	49	46	44	42	38
15-19	1,373	1,336	1,283	1,260	1,209
20-24	5,848	6,038	6,138	6,097	5,992
25-29	14,137	13,786	13,788	14,162	14,728
30-34	34,651	32,755	30,417	28,146	26,492
35-39	44,582	44,611	45,104	45,044	44,270
40-44	52,430	51,043	49,219	47,724	46,262
45-49	52,144	52,336	52,615	52,551	52,247
50-54	50,471	50,181	49,925	49,767	50,277
55-59	45,030	46,735	48,034	48,651	48,231
60-64	30,267	32,145	34,499	37,191	39,724
65-69	24,175	24,884	25,000	25,362	25,992
70-74	16,815	17,208	18,017	18,986	20,186
75-79	10,899	11,591	12,206	12,614	13,067
80-84	5,454	5,911	6,349	6,820	7,143
85+	1,908	2,116	2,341	2,563	2,856
여자 Female	122,737	124,108	125,499	126,876	128,168
0-14	34	31	29	29	28
15-19	1,639	1,595	1,540	1,494	1,451
20-24	8,068	8,254	8,304	8,275	8,143
25-29	8,206	8,028	8,185	8,461	8,811
30-34	8,749	8,453	8,011	7,563	7,126
35-39	9,271	9,494	9,730	9,901	9,896
40-44	11,724	11,517	11,198	10,917	10,812
45-49	12,376	12,571	12,805	12,903	12,908
50-54	11,762	11,609	11,536	11,599	11,777
55-59	10,578	10,885	11,059	11,037	10,823
60-64	8,418	8,798	9,395	10,004	10,643
65-69	8,998	9,244	9,172	9,171	9,250
70-74	8,201	8,244	8,529	8,965	9,441
75-79	7,416	7,677	7,859	7,946	8,072
80-84	4,872	5,088	5,323	5,594	5,741
85+	2,425	2,620	2,824	3,017	3,246

10. 시도, 가구주의 성 및 연령별 가구(계속)

Households by Household Head's Sex and Age for Provinces(Cont'd)

[광 주]

단위 : 가구

	2020	2021	2022	2023	2024
합계 Both sexes	529,582	532,022	534,245	536,201	537,941
0-14	64	65	66	66	65
15-19	2,451	2,240	2,111	1,991	1,901
20-24	13,920	13,578	13,066	12,564	11,938
25-29	24,172	24,633	24,717	24,387	23,849
30-34	32,742	32,009	32,246	33,237	34,576
35-39	51,816	49,205	45,984	42,851	40,444
40-44	56,870	57,222	58,043	58,187	57,388
45-49	63,890	62,368	60,286	58,613	57,174
50-54	62,491	62,979	63,572	63,709	63,508
55-59	58,566	58,189	57,901	57,847	58,542
60-64	52,803	54,749	56,207	56,827	56,256
65-69	37,117	39,340	42,198	45,385	48,466
70-74	31,039	32,043	32,189	32,614	33,394
75-79	21,450	21,868	22,888	24,167	25,673
80-84	13,621	14,437	15,126	15,546	16,047
85+	6,570	7,097	7,645	8,210	8,720
남자 Male	400,203	401,520	402,812	404,004	405,084
0-14	37	38	38	38	38
15-19	1,111	1,018	953	882	841
20-24	5,916	5,768	5,569	5,414	5,144
25-29	15,050	15,311	15,361	15,105	14,752
30-34	25,897	25,321	25,441	26,226	27,290
35-39	42,109	39,819	37,087	34,470	32,570
40-44	45,931	46,062	46,660	46,678	45,957
45-49	51,251	49,961	48,238	46,871	45,548
50-54	50,475	50,784	51,165	51,213	51,017
55-59	47,974	47,746	47,542	47,453	47,999
60-64	41,714	43,308	44,538	45,144	44,782
65-69	27,491	29,251	31,410	33,870	36,205
70-74	21,167	21,842	22,003	22,368	22,992
75-79	13,350	13,718	14,436	15,268	16,290
80-84	7,610	8,148	8,637	8,955	9,315
85+	3,120	3,425	3,734	4,049	4,344
여자 Female	129,379	130,502	131,433	132,197	132,857
0-14	27	27	28	28	27
15-19	1,340	1,222	1,158	1,109	1,060
20-24	8,004	7,810	7,497	7,150	6,794
25-29	9,122	9,322	9,356	9,282	9,097
30-34	6,845	6,688	6,805	7,011	7,286
35-39	9,707	9,386	8,897	8,381	7,874
40-44	10,939	11,160	11,383	11,509	11,431
45-49	12,639	12,407	12,048	11,742	11,626
50-54	12,016	12,195	12,407	12,496	12,491
55-59	10,592	10,443	10,359	10,394	10,543
60-64	11,089	11,441	11,669	11,683	11,474
65-69	9,626	10,089	10,788	11,515	12,261
70-74	9,872	10,201	10,186	10,246	10,402
75-79	8,100	8,150	8,452	8,899	9,383
80-84	6,011	6,289	6,489	6,591	6,732
85+	3,450	3,672	3,911	4,161	4,376

10. 시도, 가구주의 성 및 연령별 가구(계속)
Households by Household Head's Sex and Age for Provinces(Cont'd)

[Gwangju]

Unit : household

	2025	2026	2027	2028	2029	2030
합계 Both sexes	539,361	540,514	541,384	541,989	542,286	542,288
0-14	64	63	61	61	60	58
15-19	1,816	1,862	1,876	1,846	1,810	1,769
20-24	11,099	10,250	9,716	9,334	9,118	8,991
25-29	23,421	22,735	21,699	20,705	19,538	18,121
30-34	35,450	36,070	36,140	35,576	34,745	34,082
35-39	39,501	38,818	39,255	40,524	42,109	43,083
40-44	54,956	52,290	48,942	45,640	43,104	42,149
45-49	57,114	57,590	58,512	58,715	57,915	55,461
50-54	62,354	60,922	58,939	57,361	56,013	56,035
55-59	58,982	59,512	60,105	60,294	60,138	59,106
60-64	55,833	55,483	55,213	55,197	55,883	56,344
65-69	50,854	52,727	54,102	54,699	54,149	53,742
70-74	35,281	37,515	40,379	43,542	46,655	49,104
75-79	26,941	27,839	27,987	28,381	29,115	30,796
80-84	16,379	16,851	17,849	19,002	20,316	21,360
85+	9,316	9,987	10,609	11,112	11,618	12,087
남자 Male	405,969	406,651	407,097	407,295	407,246	406,962
0-14	37	36	36	36	35	34
15-19	810	830	836	821	804	785
20-24	4,752	4,361	4,092	3,869	3,771	3,722
25-29	14,487	14,054	13,434	12,885	12,145	11,205
30-34	27,929	28,417	28,485	28,000	27,346	26,842
35-39	31,984	31,517	31,863	32,930	34,238	34,970
40-44	43,825	41,602	38,877	36,220	34,305	33,770
45-49	45,365	45,628	46,349	46,456	45,774	43,672
50-54	50,135	48,953	47,337	46,083	44,876	44,806
55-59	48,242	48,608	49,029	49,133	48,996	48,203
60-64	44,596	44,413	44,250	44,212	44,758	45,024
65-69	38,055	39,519	40,636	41,200	40,891	40,761
70-74	24,382	26,016	28,013	30,273	32,424	34,164
75-79	17,122	17,703	17,877	18,228	18,809	20,018
80-84	9,566	9,914	10,526	11,195	12,018	12,661
85+	4,682	5,080	5,457	5,754	6,056	6,325
여자 Female	133,392	133,863	134,287	134,694	135,040	135,326
0-14	27	27	25	25	25	24
15-19	1,006	1,032	1,040	1,025	1,006	984
20-24	6,347	5,889	5,624	5,465	5,347	5,269
25-29	8,934	8,681	8,265	7,820	7,393	6,916
30-34	7,521	7,653	7,655	7,576	7,399	7,240
35-39	7,517	7,301	7,392	7,594	7,871	8,113
40-44	11,131	10,688	10,065	9,420	8,799	8,379
45-49	11,749	11,962	12,163	12,259	12,141	11,789
50-54	12,219	11,969	11,602	11,278	11,137	11,229
55-59	10,740	10,904	11,076	11,161	11,142	10,903
60-64	11,237	11,070	10,963	10,985	11,125	11,320
65-69	12,799	13,208	13,466	13,499	13,258	12,981
70-74	10,899	11,499	12,366	13,269	14,231	14,940
75-79	9,819	10,136	10,110	10,153	10,306	10,778
80-84	6,813	6,937	7,323	7,807	8,298	8,699
85+	4,634	4,907	5,152	5,358	5,562	5,762

10. 시도, 가구주의 성 및 연령별 가구(계속)

Households by Household Head's Sex and Age for Provinces(Cont'd)

[대전]

단위 : 가구

	2000	2001	2002	2003	2004
합계 Both sexes	418,123	438,789	451,255	464,566	473,374
0-14	48	51	52	54	57
15-19	4,016	3,690	3,726	3,779	3,954
20-24	17,167	17,962	18,905	19,982	20,682
25-29	35,448	36,911	35,656	34,808	33,963
30-34	54,636	56,644	57,248	57,471	55,835
35-39	64,844	65,653	64,844	64,572	64,037
40-44	67,093	70,175	71,635	72,344	71,306
45-49	50,973	54,902	58,792	63,052	66,102
50-54	38,545	40,267	41,855	43,657	46,557
55-59	28,925	30,274	31,533	33,123	35,094
60-64	22,923	24,671	25,907	26,816	27,327
65-69	15,689	17,703	19,099	20,438	21,404
70-74	9,801	10,760	11,770	12,978	14,180
75-79	5,331	6,012	6,621	7,322	8,101
80-84	1,987	2,323	2,710	3,130	3,583
85+	697	791	902	1,040	1,192
남자 Male	340,863	353,958	360,084	367,089	370,595
0-14	28	29	29	26	27
15-19	1,887	1,709	1,716	1,735	1,845
20-24	7,327	7,629	8,093	8,660	9,023
25-29	27,941	28,299	26,366	24,839	23,553
30-34	48,984	49,920	49,682	49,236	47,197
35-39	57,681	57,868	56,705	56,047	55,118
40-44	57,953	60,095	60,881	61,054	59,814
45-49	43,335	46,180	49,146	52,395	54,474
50-54	32,116	33,372	34,524	35,919	38,292
55-59	23,533	24,592	25,580	26,799	28,349
60-64	17,911	19,242	20,154	20,793	21,190
65-69	11,180	12,759	13,795	14,727	15,355
70-74	6,233	6,879	7,479	8,282	9,131
75-79	3,226	3,629	3,934	4,310	4,679
80-84	1,174	1,349	1,547	1,745	1,947
85+	354	407	453	522	601
여자 Female	77,260	84,831	91,171	97,477	102,779
0-14	20	22	23	28	30
15-19	2,129	1,981	2,010	2,044	2,109
20-24	9,840	10,333	10,812	11,322	11,659
25-29	7,507	8,612	9,290	9,969	10,410
30-34	5,652	6,724	7,566	8,235	8,638
35-39	7,163	7,785	8,139	8,525	8,919
40-44	9,140	10,080	10,754	11,290	11,492
45-49	7,638	8,722	9,646	10,657	11,628
50-54	6,429	6,895	7,331	7,738	8,265
55-59	5,392	5,682	5,953	6,324	6,745
60-64	5,012	5,429	5,753	6,023	6,137
65-69	4,509	4,944	5,304	5,711	6,049
70-74	3,568	3,881	4,291	4,696	5,049
75-79	2,105	2,383	2,687	3,012	3,422
80-84	813	974	1,163	1,385	1,636
85+	343	384	449	518	591

10. 시도, 가구주의 성 및 연령별 가구(계속)
Households by Household Head's Sex and Age for Provinces(Cont'd)

[Daejeon]

Unit : household

	2005	2006	2007	2008	2009
합계 Both sexes	482,440	490,799	500,170	509,433	518,398
0-14	62	65	66	65	66
15-19	4,007	3,624	3,391	3,417	3,571
20-24	21,368	21,112	20,364	19,345	18,476
25-29	33,886	34,494	35,617	36,401	36,728
30-34	53,796	51,911	50,037	48,833	47,901
35-39	63,527	64,397	65,696	66,288	66,179
40-44	69,957	68,925	67,418	66,971	67,056
45-49	68,863	71,175	72,267	72,357	71,924
50-54	49,836	52,854	56,984	60,793	64,277
55-59	37,136	38,351	39,943	41,927	44,259
60-64	27,940	28,535	29,522	30,975	32,864
65-69	22,269	23,247	24,421	25,123	25,637
70-74	15,514	16,630	17,614	18,507	19,400
75-79	8,916	9,503	10,246	11,200	12,194
80-84	3,996	4,413	4,810	5,225	5,621
85+	1,367	1,563	1,774	2,006	2,245
남자 Male	374,242	379,269	385,697	392,377	398,987
0-14	28	30	30	29	29
15-19	1,958	1,781	1,671	1,687	1,747
20-24	9,343	9,209	8,843	8,439	8,236
25-29	22,774	22,679	23,213	23,619	23,751
30-34	44,957	42,882	40,971	39,740	38,740
35-39	54,121	54,578	55,430	55,763	55,488
40-44	58,487	57,535	56,166	55,584	55,465
45-49	56,397	58,207	58,903	58,876	58,497
50-54	40,791	43,088	46,475	49,498	52,256
55-59	29,909	30,870	32,137	33,757	35,618
60-64	21,628	22,109	22,926	24,151	25,764
65-69	15,986	16,843	17,868	18,437	18,832
70-74	9,984	10,928	11,738	12,441	13,145
75-79	5,057	5,391	5,869	6,551	7,280
80-84	2,136	2,358	2,566	2,789	2,987
85+	686	781	891	1,016	1,152
여자 Female	108,198	111,530	114,473	117,056	119,411
0-14	34	35	36	36	37
15-19	2,049	1,843	1,720	1,730	1,824
20-24	12,025	11,903	11,521	10,906	10,240
25-29	11,112	11,815	12,404	12,782	12,977
30-34	8,839	9,029	9,066	9,093	9,161
35-39	9,406	9,819	10,266	10,525	10,691
40-44	11,470	11,390	11,252	11,387	11,591
45-49	12,466	12,968	13,364	13,481	13,427
50-54	9,045	9,766	10,509	11,295	12,021
55-59	7,227	7,481	7,806	8,170	8,641
60-64	6,312	6,426	6,596	6,824	7,100
65-69	6,283	6,404	6,553	6,686	6,805
70-74	5,530	5,702	5,876	6,066	6,255
75-79	3,859	4,112	4,377	4,649	4,914
80-84	1,860	2,055	2,244	2,436	2,634
85+	681	782	883	990	1,093

10. 시도, 가구주의 성 및 연령별 가구(계속)
Households by Household Head's Sex and Age for Provinces(Cont'd)

[대전]

단위 : 가구

	2010	2011	2012	2013	2014
합계 Both sexes	527,151	535,818	544,257	552,544	560,721
0-14	66	65	64	60	60
15-19	3,694	3,781	3,816	3,821	3,782
20-24	17,782	16,714	16,547	16,989	17,628
25-29	36,336	35,740	34,256	32,477	31,152
30-34	48,223	49,504	51,020	52,021	52,203
35-39	65,220	63,330	61,206	59,726	58,746
40-44	67,465	68,651	70,196	70,874	70,814
45-49	70,887	69,820	68,376	68,061	68,329
50-54	67,123	69,154	70,299	70,466	70,146
55-59	47,630	51,441	55,541	59,336	62,770
60-64	34,594	36,290	37,834	39,742	42,034
65-69	26,386	26,950	27,911	29,373	31,297
70-74	20,049	20,938	22,115	22,786	23,194
75-79	13,152	14,226	15,012	15,777	16,588
80-84	6,068	6,468	7,050	7,730	8,380
85+	2,476	2,746	3,014	3,305	3,598
남자 Male	405,412	411,672	417,657	423,493	429,195
0-14	29	28	28	26	26
15-19	1,777	1,813	1,832	1,838	1,806
20-24	8,080	7,497	7,308	7,453	7,708
25-29	23,391	22,889	21,899	20,840	20,220
30-34	38,783	39,666	40,795	41,465	41,416
35-39	54,538	52,765	50,774	49,355	48,371
40-44	55,586	56,387	57,527	57,993	57,795
45-49	57,683	56,827	55,620	55,190	55,219
50-54	54,370	55,918	56,674	56,748	56,494
55-59	38,420	41,372	44,676	47,665	50,382
60-64	27,216	28,601	29,817	31,364	33,127
65-69	19,450	19,948	20,774	21,949	23,451
70-74	13,617	14,346	15,259	15,788	16,176
75-79	7,957	8,712	9,295	9,835	10,411
80-84	3,237	3,474	3,800	4,246	4,709
85+	1,278	1,429	1,579	1,738	1,884
여자 Female	121,739	124,146	126,600	129,051	131,526
0-14	37	37	36	34	34
15-19	1,917	1,968	1,984	1,983	1,976
20-24	9,702	9,217	9,239	9,536	9,920
25-29	12,945	12,851	12,357	11,637	10,932
30-34	9,440	9,838	10,225	10,556	10,787
35-39	10,682	10,565	10,432	10,371	10,375
40-44	11,879	12,264	12,669	12,881	13,019
45-49	13,204	12,993	12,756	12,871	13,110
50-54	12,753	13,236	13,625	13,718	13,652
55-59	9,210	10,069	10,865	11,671	12,388
60-64	7,378	7,689	8,017	8,378	8,907
65-69	6,936	7,002	7,137	7,424	7,846
70-74	6,432	6,592	6,856	6,998	7,018
75-79	5,195	5,514	5,717	5,942	6,177
80-84	2,831	2,994	3,250	3,484	3,671
85+	1,198	1,317	1,435	1,567	1,714

10. 시도, 가구주의 성 및 연령별 가구(계속)
Households by Household Head's Sex and Age for Provinces(Cont'd)

[Daejeon]

Unit : household

	2015	2016	2017	2018	2019
합계 Both sexes	568,793	576,698	584,351	591,737	598,751
0-14	58	54	52	51	48
15-19	3,673	3,589	3,463	3,382	3,284
20-24	18,138	18,447	18,573	18,480	18,213
25-29	30,291	28,963	28,895	29,629	30,546
30-34	51,342	50,293	48,158	45,731	43,978
35-39	59,388	61,230	63,255	64,486	64,546
40-44	69,829	67,841	65,615	64,116	63,174
45-49	68,938	70,262	71,926	72,667	72,643
50-54	69,220	68,308	67,006	66,837	67,251
55-59	65,565	67,618	68,813	69,082	68,832
60-64	45,374	49,037	52,989	56,654	59,996
65-69	33,046	34,675	36,199	38,087	40,353
70-74	23,908	24,481	25,434	26,829	28,652
75-79	17,066	17,876	18,936	19,584	20,010
80-84	9,060	9,828	10,439	11,050	11,686
85+	3,897	4,196	4,598	5,072	5,539
남자 Male	434,684	439,957	444,976	449,734	454,138
0-14	25	23	22	22	20
15-19	1,728	1,661	1,616	1,575	1,522
20-24	7,900	8,061	8,114	8,078	7,920
25-29	19,835	18,820	18,597	18,962	19,472
30-34	40,508	39,465	37,649	35,718	34,458
35-39	48,737	50,175	51,769	52,621	52,396
40-44	56,874	55,088	53,087	51,715	50,810
45-49	55,483	56,415	57,661	58,207	58,065
50-54	55,806	55,095	54,038	53,743	53,898
55-59	52,489	54,055	54,849	55,012	54,821
60-64	35,771	38,531	41,658	44,464	47,033
65-69	24,782	26,044	27,182	28,641	30,303
70-74	16,763	17,261	18,048	19,131	20,504
75-79	10,801	11,417	12,199	12,670	13,033
80-84	5,131	5,624	6,040	6,431	6,844
85+	2,051	2,222	2,447	2,744	3,039
여자 Female	134,109	136,741	139,375	142,003	144,613
0-14	33	31	30	29	28
15-19	1,945	1,928	1,847	1,807	1,762
20-24	10,238	10,386	10,459	10,402	10,293
25-29	10,456	10,143	10,298	10,667	11,074
30-34	10,834	10,828	10,509	10,013	9,520
35-39	10,651	11,055	11,486	11,865	12,150
40-44	12,955	12,753	12,528	12,401	12,364
45-49	13,455	13,847	14,265	14,460	14,578
50-54	13,414	13,213	12,968	13,094	13,353
55-59	13,076	13,563	13,964	14,070	14,011
60-64	9,603	10,506	11,331	12,190	12,963
65-69	8,264	8,631	9,017	9,446	10,050
70-74	7,145	7,220	7,386	7,698	8,148
75-79	6,265	6,459	6,737	6,914	6,977
80-84	3,929	4,204	4,399	4,619	4,842
85+	1,846	1,974	2,151	2,328	2,500

10. 시도, 가구주의 성 및 연령별 가구(계속)
Households by Household Head's Sex and Age for Provinces(Cont'd)

[대전]

단위 : 가구

	2020	2021	2022	2023	2024
합계 Both sexes	605,353	611,681	617,733	623,434	628,821
0-14	50	50	51	51	52
15-19	3,114	2,887	2,763	2,695	2,564
20-24	17,781	17,388	16,843	16,285	15,718
25-29	31,205	31,529	31,490	31,068	30,384
30-34	42,788	40,857	40,649	41,565	42,729
35-39	63,395	62,306	59,780	56,773	54,610
40-44	63,985	66,090	68,390	69,836	70,036
45-49	71,651	69,649	67,418	65,980	65,132
50-54	68,022	69,514	71,309	72,196	72,307
55-59	67,993	67,130	65,923	65,789	66,228
60-64	62,740	64,772	66,018	66,331	66,172
65-69	43,606	47,191	51,027	54,587	57,833
70-74	30,303	31,862	33,346	35,153	37,351
75-79	20,632	21,167	22,077	23,395	25,076
80-84	12,069	12,746	13,586	14,110	14,444
85+	6,019	6,543	7,063	7,620	8,185
남자 Male	458,231	462,108	465,854	469,433	472,819
0-14	21	21	21	21	21
15-19	1,438	1,323	1,258	1,231	1,170
20-24	7,650	7,425	7,235	7,011	6,778
25-29	19,813	19,995	19,889	19,585	19,085
30-34	33,614	31,947	31,607	32,207	33,028
35-39	51,172	50,082	47,884	45,446	43,867
40-44	51,346	53,017	54,865	55,927	55,866
45-49	57,173	55,425	53,472	52,194	51,422
50-54	54,297	55,353	56,699	57,354	57,317
55-59	54,221	53,579	52,626	52,383	52,571
60-64	49,038	50,538	51,342	51,529	51,422
65-69	32,759	35,315	38,202	40,790	43,161
70-74	21,715	22,884	23,949	25,300	26,849
75-79	13,519	13,964	14,679	15,636	16,821
80-84	7,128	7,591	8,159	8,506	8,772
85+	3,327	3,649	3,967	4,313	4,669
여자 Female	147,122	149,573	151,879	154,001	156,002
0-14	29	29	30	30	31
15-19	1,676	1,564	1,505	1,464	1,394
20-24	10,131	9,963	9,608	9,274	8,940
25-29	11,392	11,534	11,601	11,483	11,299
30-34	9,174	8,910	9,042	9,358	9,701
35-39	12,223	12,224	11,896	11,327	10,743
40-44	12,639	13,073	13,525	13,909	14,170
45-49	14,478	14,224	13,946	13,786	13,710
50-54	13,725	14,161	14,610	14,842	14,990
55-59	13,772	13,551	13,297	13,406	13,657
60-64	13,702	14,234	14,676	14,802	14,750
65-69	10,847	11,876	12,825	13,797	14,672
70-74	8,588	8,978	9,397	9,853	10,502
75-79	7,113	7,203	7,398	7,759	8,255
80-84	4,941	5,155	5,427	5,604	5,672
85+	2,692	2,894	3,096	3,307	3,516

10. 시도, 가구의 성 및 연령별 가구(계속)
Households by Household Head's Sex and Age for Provinces(Cont'd)

[Daejeon]

Unit : household

	2025	2026	2027	2028	2029	2030
합계 Both sexes	633,866	638,506	642,751	646,635	650,269	653,570
0-14	52	52	51	51	52	51
15-19	2,541	2,594	2,615	2,611	2,602	2,588
20-24	14,925	14,050	13,570	13,350	13,107	13,131
25-29	29,529	28,733	27,628	26,403	25,294	23,897
30-34	43,532	43,867	43,621	42,863	41,736	40,400
35-39	53,202	51,078	50,981	52,163	53,602	54,594
40-44	68,944	67,900	65,245	62,022	59,728	58,298
45-49	66,086	68,387	70,832	72,336	72,489	71,314
50-54	71,415	69,533	67,413	66,104	65,405	66,562
55-59	67,029	68,543	70,378	71,334	71,531	70,751
60-64	65,436	64,664	63,552	63,519	64,043	64,883
65-69	60,524	62,499	63,739	64,054	63,893	63,174
70-74	40,450	43,866	47,504	50,907	54,022	56,638
75-79	26,599	28,020	29,412	31,108	33,189	36,053
80-84	14,970	15,471	16,265	17,300	18,603	19,803
85+	8,632	9,249	9,945	10,510	10,973	11,433
남자 Male	475,984	478,832	481,418	483,734	485,791	487,573
0-14	21	21	21	21	21	20
15-19	1,154	1,177	1,184	1,180	1,175	1,166
20-24	6,418	5,981	5,732	5,627	5,480	5,475
25-29	18,456	17,892	17,244	16,473	15,766	14,866
30-34	33,578	33,834	33,582	32,971	32,043	30,939
35-39	42,914	41,178	41,003	41,878	42,964	43,699
40-44	54,765	53,799	51,610	49,112	47,539	46,663
45-49	52,114	53,981	55,982	57,126	57,053	55,917
50-54	56,518	54,883	53,046	51,906	51,285	52,166
55-59	53,020	54,106	55,504	56,254	56,324	55,666
60-64	50,933	50,404	49,589	49,469	49,759	50,263
65-69	45,015	46,399	47,157	47,345	47,272	46,851
70-74	29,107	31,450	34,107	36,498	38,702	40,452
75-79	17,861	18,851	19,787	20,968	22,344	24,303
80-84	9,156	9,528	10,077	10,762	11,613	12,369
85+	4,954	5,348	5,793	6,144	6,451	6,758
여자 Female	157,882	159,674	161,333	162,901	164,478	165,997
0-14	31	31	30	30	31	31
15-19	1,387	1,417	1,431	1,431	1,427	1,422
20-24	8,507	8,069	7,838	7,723	7,627	7,656
25-29	11,073	10,841	10,384	9,930	9,528	9,031
30-34	9,954	10,033	10,039	9,892	9,693	9,461
35-39	10,288	9,900	9,978	10,285	10,638	10,895
40-44	14,179	14,101	13,635	12,910	12,189	11,635
45-49	13,972	14,406	14,850	15,210	15,436	15,397
50-54	14,897	14,650	14,367	14,198	14,120	14,396
55-59	14,009	14,437	14,874	15,080	15,207	15,085
60-64	14,503	14,260	13,963	14,050	14,284	14,620
65-69	15,509	16,100	16,582	16,709	16,621	16,323
70-74	11,343	12,416	13,397	14,409	15,320	16,186
75-79	8,738	9,169	9,625	10,140	10,845	11,750
80-84	5,814	5,943	6,188	6,538	6,990	7,434
85+	3,678	3,901	4,152	4,366	4,522	4,675

10. 시도, 가구주의 성 및 연령별 가구(계속)
Households by Household Head's Sex and Age for Provinces(Cont'd)

[울산]

단위 : 가구

	2000	2001	2002	2003	2004
합계 Both sexes	312,972	319,546	326,584	331,444	337,083
0-14	33	31	29	27	25
15-19	944	895	796	709	633
20-24	5,536	5,688	5,867	5,847	5,614
25-29	24,217	23,039	21,801	20,532	19,855
30-34	48,461	46,765	45,591	43,500	41,462
35-39	58,837	57,326	56,000	54,399	53,227
40-44	54,224	56,654	58,701	59,838	59,812
45-49	39,398	42,037	44,950	47,941	50,752
50-54	28,081	29,551	31,284	32,921	35,378
55-59	19,078	20,110	21,188	22,697	24,761
60-64	14,132	15,372	16,395	17,103	17,566
65-69	9,245	10,414	11,194	11,908	12,618
70-74	5,733	6,195	6,747	7,372	8,054
75-79	3,215	3,472	3,825	4,161	4,550
80-84	1,309	1,432	1,593	1,806	2,030
85+	529	565	623	683	746
남자 Male	270,438	272,840	276,641	278,989	282,646
0-14	12	12	12	12	11
15-19	544	500	450	410	371
20-24	3,157	3,166	3,238	3,204	3,050
25-29	20,829	19,221	17,819	16,502	15,786
30-34	45,600	43,147	41,438	39,081	36,994
35-39	54,773	52,848	51,280	49,520	48,230
40-44	48,777	50,690	52,395	53,312	53,252
45-49	34,679	36,693	39,083	41,570	43,861
50-54	24,039	25,211	26,656	28,028	30,206
55-59	15,643	16,494	17,429	18,704	20,519
60-64	10,801	11,807	12,621	13,207	13,584
65-69	6,077	7,009	7,603	8,166	8,772
70-74	3,156	3,483	3,819	4,235	4,700
75-79	1,547	1,676	1,845	1,982	2,173
80-84	613	666	712	784	841
85+	191	217	241	272	296
여자 Female	42,534	46,706	49,943	52,455	54,437
0-14	21	19	17	15	14
15-19	400	395	346	299	262
20-24	2,379	2,522	2,629	2,643	2,564
25-29	3,388	3,818	3,982	4,030	4,069
30-34	2,861	3,618	4,153	4,419	4,468
35-39	4,064	4,478	4,720	4,879	4,997
40-44	5,447	5,964	6,306	6,526	6,560
45-49	4,719	5,344	5,867	6,371	6,891
50-54	4,042	4,340	4,628	4,893	5,172
55-59	3,435	3,616	3,759	3,993	4,242
60-64	3,331	3,565	3,774	3,896	3,982
65-69	3,168	3,405	3,591	3,742	3,846
70-74	2,577	2,712	2,928	3,137	3,354
75-79	1,668	1,796	1,980	2,179	2,377
80-84	696	766	881	1,022	1,189
85+	338	348	382	411	450

10. 시도, 가구주의 성 및 연령별 가구(계속)
Households by Household Head's Sex and Age for Provinces(Cont'd)

[Ulsan]

Unit : household

	2005	2006	2007	2008	2009
합계 Both sexes	341,790	343,105	349,482	355,892	362,122
0-14	24	23	24	23	23
15-19	524	646	678	700	712
20-24	5,027	4,639	4,354	4,135	4,075
25-29	19,338	18,564	18,286	17,587	16,745
30-34	39,008	36,252	34,843	34,506	34,284
35-39	51,817	49,349	48,600	47,515	46,312
40-44	59,555	58,088	56,559	55,085	53,696
45-49	53,350	55,848	57,996	59,156	59,625
50-54	37,955	39,682	42,905	46,001	49,205
55-59	26,957	28,778	30,639	32,484	34,430
60-64	18,011	18,756	19,707	21,405	23,471
65-69	13,451	14,342	15,310	16,089	16,692
70-74	8,748	9,377	10,013	10,726	11,441
75-79	4,991	5,390	5,865	6,427	7,009
80-84	2,207	2,447	2,689	2,941	3,190
85+	827	924	1,014	1,112	1,212
남자 Male	285,733	284,850	289,384	294,096	298,712
0-14	12	12	13	12	12
15-19	296	369	385	397	399
20-24	2,685	2,508	2,421	2,332	2,285
25-29	15,226	14,257	13,890	13,252	12,624
30-34	34,642	31,945	30,620	30,354	30,125
35-39	46,830	44,221	43,377	42,308	41,209
40-44	53,063	51,605	50,085	48,558	47,125
45-49	46,073	48,103	49,978	50,973	51,400
50-54	32,376	33,668	36,404	39,053	41,756
55-59	22,373	23,879	25,422	26,885	28,440
60-64	13,993	14,549	15,324	16,792	18,606
65-69	9,409	10,157	10,958	11,570	12,003
70-74	5,166	5,641	6,149	6,726	7,304
75-79	2,369	2,579	2,863	3,228	3,615
80-84	892	1,008	1,125	1,257	1,381
85+	328	349	370	399	428
여자 Female	56,057	58,255	60,098	61,796	63,410
0-14	12	11	11	11	11
15-19	228	277	293	303	313
20-24	2,342	2,131	1,933	1,803	1,790
25-29	4,112	4,307	4,396	4,335	4,121
30-34	4,366	4,307	4,223	4,152	4,159
35-39	4,987	5,128	5,223	5,207	5,103
40-44	6,492	6,483	6,474	6,527	6,571
45-49	7,277	7,745	8,018	8,183	8,225
50-54	5,579	6,014	6,501	6,948	7,449
55-59	4,584	4,899	5,217	5,599	5,990
60-64	4,018	4,207	4,383	4,613	4,865
65-69	4,042	4,185	4,352	4,519	4,689
70-74	3,582	3,736	3,864	4,000	4,137
75-79	2,622	2,811	3,002	3,199	3,394
80-84	1,315	1,439	1,564	1,684	1,809
85+	499	575	644	713	784

10. 시도, 가구주의 성 및 연령별 가구(계속)
Households by Household Head's Sex and Age for Provinces(Cont'd)

[울산]

단위: 가구

	2010	2011	2012	2013	2014
합계 Both sexes	368,147	374,094	379,876	385,517	391,061
0-14	23	22	22	20	20
15-19	727	725	718	688	661
20-24	4,256	4,665	4,921	5,131	5,255
25-29	15,530	14,388	13,772	13,315	13,278
30-34	34,368	34,328	33,854	32,747	31,397
35-39	44,868	43,356	41,940	41,655	41,538
40-44	52,385	51,590	50,940	49,830	48,576
45-49	59,529	58,468	57,046	55,706	54,447
50-54	52,071	54,614	56,775	57,981	58,490
55-59	37,007	39,745	43,087	46,223	49,508
60-64	25,589	27,868	29,644	31,463	33,344
65-69	17,159	17,908	18,771	20,452	22,492
70-74	12,294	13,033	14,017	14,777	15,365
75-79	7,571	8,155	8,627	9,214	9,794
80-84	3,450	3,771	4,121	4,543	4,978
85+	1,320	1,458	1,621	1,772	1,918
남자 Male	303,130	307,384	311,427	315,286	319,036
0-14	12	11	12	11	11
15-19	403	402	392	371	351
20-24	2,366	2,602	2,759	2,892	2,954
25-29	11,772	10,989	10,594	10,211	10,101
30-34	30,148	30,030	29,498	28,433	27,268
35-39	39,916	38,578	37,340	37,166	37,065
40-44	45,754	44,912	44,237	43,208	42,120
45-49	51,348	50,364	49,020	47,659	46,367
50-54	44,160	46,347	48,237	49,277	49,760
55-59	30,522	32,740	35,445	38,075	40,761
60-64	20,445	22,303	23,718	25,134	26,604
65-69	12,315	12,899	13,634	14,983	16,631
70-74	8,003	8,629	9,332	9,895	10,300
75-79	3,983	4,377	4,753	5,203	5,669
80-84	1,516	1,677	1,869	2,111	2,353
85+	467	524	587	657	721
여자 Female	65,017	66,710	68,449	70,231	72,025
0-14	11	11	10	9	9
15-19	324	323	326	317	310
20-24	1,890	2,063	2,162	2,239	2,301
25-29	3,758	3,399	3,178	3,104	3,177
30-34	4,220	4,298	4,356	4,314	4,129
35-39	4,952	4,778	4,600	4,489	4,473
40-44	6,631	6,678	6,703	6,622	6,456
45-49	8,181	8,104	8,026	8,047	8,080
50-54	7,911	8,267	8,538	8,704	8,730
55-59	6,485	7,005	7,642	8,148	8,747
60-64	5,144	5,565	5,926	6,329	6,740
65-69	4,844	5,009	5,137	5,469	5,861
70-74	4,291	4,404	4,685	4,882	5,065
75-79	3,588	3,778	3,874	4,011	4,125
80-84	1,934	2,094	2,252	2,432	2,625
85+	853	934	1,034	1,115	1,197

10. 시도, 가구주의 성 및 연령별 가구(계속)
Households by Household Head's Sex and Age for Provinces(Cont'd)

[Ulsan]

Unit : household

	2015	2016	2017	2018	2019
합계 Both sexes	396,496	401,869	407,201	412,490	417,711
0-14	17	16	13	13	13
15-19	624	591	550	503	479
20-24	5,374	5,399	5,355	5,173	4,957
25-29	13,845	14,996	15,798	16,491	16,851
30-34	29,363	27,354	26,383	25,807	26,034
35-39	41,761	41,747	41,142	39,941	38,436
40-44	47,076	45,487	44,013	43,713	43,611
45-49	53,288	52,568	51,971	50,893	49,657
50-54	58,443	57,467	56,139	54,889	53,728
55-59	52,390	55,012	57,260	58,567	59,159
60-64	35,920	38,588	41,831	44,866	48,056
65-69	24,655	26,865	28,619	30,449	32,350
70-74	15,730	16,459	17,299	18,902	20,807
75-79	10,613	11,281	12,172	12,881	13,437
80-84	5,324	5,757	6,123	6,593	7,041
85+	2,073	2,282	2,533	2,809	3,095
남자 Male	322,677	326,237	329,758	333,212	336,633
0-14	10	9	7	7	7
15-19	326	304	281	254	239
20-24	3,017	3,041	3,005	2,883	2,738
25-29	10,488	11,364	11,996	12,540	12,806
30-34	25,561	23,871	23,080	22,545	22,662
35-39	37,238	37,145	36,471	35,293	33,959
40-44	40,834	39,496	38,267	38,135	38,076
45-49	45,155	44,440	43,885	42,963	41,978
50-54	49,785	48,899	47,669	46,413	45,234
55-59	43,157	45,352	47,263	48,353	48,897
60-64	28,578	30,671	33,208	35,689	38,208
65-69	18,292	19,970	21,266	22,565	23,919
70-74	10,613	11,170	11,878	13,129	14,629
75-79	6,240	6,764	7,349	7,840	8,197
80-84	2,590	2,850	3,123	3,448	3,786
85+	793	891	1,010	1,155	1,298
여자 Female	73,819	75,632	77,443	79,278	81,078
0-14	7	7	6	6	6
15-19	298	287	269	249	240
20-24	2,357	2,358	2,350	2,290	2,219
25-29	3,357	3,632	3,802	3,951	4,045
30-34	3,802	3,483	3,303	3,262	3,372
35-39	4,523	4,602	4,671	4,648	4,477
40-44	6,242	5,991	5,746	5,578	5,535
45-49	8,133	8,128	8,086	7,930	7,679
50-54	8,658	8,568	8,470	8,476	8,494
55-59	9,233	9,660	9,997	10,214	10,262
60-64	7,342	7,917	8,623	9,177	9,848
65-69	6,363	6,895	7,353	7,884	8,431
70-74	5,117	5,289	5,421	5,773	6,178
75-79	4,373	4,517	4,823	5,041	5,240
80-84	2,734	2,907	3,000	3,145	3,255
85+	1,280	1,391	1,523	1,654	1,797

10. 시도, 가구주의 성 및 연령별 가구(계속)
Households by Household Head's Sex and Age for Provinces(Cont'd)

[울산]

단위 : 가구

	2020	2021	2022	2023	2024
합계 Both sexes	422,861	427,909	432,860	437,731	442,378
0-14	13	13	12	13	12
15-19	428	380	354	339	326
20-24	4,715	4,453	4,146	3,851	3,609
25-29	17,154	17,161	16,900	16,267	15,509
30-34	27,207	29,240	30,785	32,179	32,937
35-39	36,064	33,651	32,639	32,190	32,767
40-44	43,872	43,878	43,293	42,095	40,542
45-49	48,155	46,573	45,099	44,835	44,806
50-54	52,666	52,014	51,488	50,465	49,267
55-59	59,181	58,317	57,080	55,947	54,898
60-64	50,853	53,398	55,564	56,855	57,452
65-69	34,931	37,612	40,815	43,822	46,979
70-74	22,828	24,905	26,560	28,324	30,151
75-79	13,768	14,443	15,225	16,707	18,443
80-84	7,683	8,198	8,899	9,455	9,904
85+	3,343	3,673	4,001	4,387	4,776
남자 Male	339,969	343,232	346,441	349,619	352,652
0-14	7	7	6	7	7
15-19	211	184	172	162	155
20-24	2,581	2,419	2,243	2,079	1,951
25-29	13,030	13,052	12,821	12,309	11,715
30-34	23,608	25,310	26,653	27,874	28,526
35-39	31,912	29,832	29,015	28,626	29,105
40-44	38,295	38,220	37,564	36,422	35,100
45-49	40,774	39,524	38,375	38,343	38,400
50-54	44,124	43,490	43,012	42,164	41,240
55-59	48,986	48,197	47,049	45,882	44,771
60-64	40,463	42,541	44,348	45,386	45,935
65-69	25,725	27,654	29,967	32,251	34,570
70-74	16,133	17,646	18,824	20,042	21,317
75-79	8,481	8,966	9,581	10,661	11,944
80-84	4,196	4,575	5,002	5,372	5,641
85+	1,443	1,615	1,809	2,039	2,275
여자 Female	82,892	84,677	86,419	88,112	89,726
0-14	6	6	6	6	5
15-19	217	196	182	177	171
20-24	2,134	2,034	1,903	1,772	1,658
25-29	4,124	4,109	4,079	3,958	3,794
30-34	3,599	3,930	4,132	4,305	4,411
35-39	4,152	3,819	3,624	3,564	3,662
40-44	5,577	5,658	5,729	5,673	5,442
45-49	7,381	7,049	6,724	6,492	6,406
50-54	8,542	8,524	8,476	8,301	8,027
55-59	10,195	10,120	10,031	10,065	10,127
60-64	10,390	10,857	11,216	11,469	11,517
65-69	9,206	9,958	10,848	11,571	12,409
70-74	6,695	7,259	7,736	8,282	8,834
75-79	5,287	5,477	5,644	6,046	6,499
80-84	3,487	3,623	3,897	4,083	4,263
85+	1,900	2,058	2,192	2,348	2,501

10. 시도, 가구주의 성 및 연령별 가구(계속)
Households by Household Head's Sex and Age for Provinces(Cont'd)

[Ulsan]

Unit : household

	2025	2026	2027	2028	2029	2030
합계 Both sexes	446,751	450,750	454,300	457,369	459,950	462,104
0-14	12	12	12	12	12	12
15-19	313	304	295	281	269	256
20-24	3,260	2,964	2,799	2,682	2,590	2,506
25-29	14,753	13,900	12,900	11,912	11,073	10,044
30-34	33,476	33,455	32,870	31,627	30,105	28,674
35-39	34,365	36,889	38,871	40,652	41,618	42,229
40-44	38,064	35,555	34,530	34,091	34,725	36,363
45-49	45,159	45,256	44,739	43,579	42,052	39,541
50-54	47,807	46,252	44,798	44,548	44,530	44,917
55-59	53,960	53,411	52,969	52,015	50,836	49,378
60-64	57,494	56,648	55,481	54,415	53,442	52,587
65-69	49,771	52,286	54,423	55,708	56,281	56,319
70-74	32,644	35,197	38,259	41,095	44,104	46,769
75-79	20,275	22,204	23,735	25,418	27,152	29,502
80-84	10,164	10,728	11,386	12,590	13,965	15,403
85+	5,234	5,689	6,233	6,744	7,196	7,604
남자 Male	355,464	358,001	360,213	362,034	363,512	364,544
0-14	7	7	7	7	7	7
15-19	148	142	136	128	122	114
20-24	1,752	1,576	1,483	1,407	1,350	1,300
25-29	11,115	10,457	9,703	8,977	8,352	7,547
30-34	28,988	28,994	28,461	27,362	26,024	24,771
35-39	30,465	32,642	34,417	36,022	36,877	37,409
40-44	33,045	30,959	30,194	29,835	30,348	31,723
45-49	38,742	38,799	38,260	37,219	36,006	34,014
50-54	40,098	38,909	37,806	37,813	37,915	38,315
55-59	43,743	43,184	42,772	42,005	41,141	40,053
60-64	46,071	45,365	44,373	43,357	42,404	41,537
65-69	36,666	38,597	40,287	41,297	41,860	42,047
70-74	23,007	24,797	26,952	29,066	31,225	33,180
75-79	13,209	14,514	15,509	16,567	17,700	19,151
80-84	5,860	6,238	6,721	7,536	8,492	9,430
85+	2,548	2,821	3,132	3,436	3,689	3,946
여자 Female	91,287	92,749	94,087	95,335	96,438	97,560
0-14	5	5	5	5	5	5
15-19	165	162	159	153	147	142
20-24	1,508	1,388	1,316	1,275	1,240	1,206
25-29	3,638	3,443	3,197	2,935	2,721	2,497
30-34	4,488	4,461	4,409	4,265	4,081	3,903
35-39	3,900	4,247	4,454	4,630	4,741	4,820
40-44	5,019	4,596	4,336	4,256	4,377	4,640
45-49	6,417	6,457	6,479	6,360	6,046	5,527
50-54	7,709	7,343	6,992	6,735	6,615	6,602
55-59	10,217	10,227	10,197	10,010	9,695	9,325
60-64	11,423	11,283	11,108	11,058	11,038	11,050
65-69	13,105	13,689	14,136	14,411	14,421	14,272
70-74	9,637	10,400	11,307	12,029	12,879	13,589
75-79	7,066	7,690	8,226	8,851	9,452	10,351
80-84	4,304	4,490	4,665	5,054	5,473	5,973
85+	2,686	2,868	3,101	3,308	3,507	3,658

10. 시도, 가구주의 성 및 연령별 가구(계속)
Households by Household Head's Sex and Age for Provinces(Cont'd)

[경기]

단위 : 가구

	2000	2001	2002	2003	2004
합계 Both sexes	2,687,564	2,814,497	2,969,812	3,117,075	3,233,145
0-14	169	174	178	182	193
15-19	9,130	9,703	9,934	10,127	10,524
20-24	53,807	55,370	60,895	65,817	68,337
25-29	211,622	213,932	213,715	210,234	208,436
30-34	400,999	403,598	419,238	429,538	424,267
35-39	491,495	488,755	492,408	497,816	504,342
40-44	454,006	483,423	510,802	532,227	539,980
45-49	297,033	331,747	369,551	410,786	446,001
50-54	214,517	227,024	243,395	259,971	286,061
55-59	174,829	182,638	193,690	207,196	220,286
60-64	150,576	161,579	171,752	179,863	184,334
65-69	108,065	121,393	132,711	143,541	151,242
70-74	65,321	72,113	80,931	90,836	100,783
75-79	36,736	40,869	44,794	49,140	54,629
80-84	14,314	16,540	19,304	22,252	25,045
85+	4,945	5,639	6,514	7,549	8,685
남자 Male	2,296,139	2,376,260	2,485,153	2,587,881	2,663,637
0-14	83	88	94	100	110
15-19	4,950	4,992	5,030	5,037	5,121
20-24	27,329	26,369	28,830	31,132	32,004
25-29	177,712	174,206	169,650	162,549	157,470
30-34	370,488	366,550	376,052	381,290	372,594
35-39	452,048	445,105	445,291	447,170	449,832
40-44	407,193	430,234	451,945	468,669	473,063
45-49	259,042	287,361	318,789	352,984	381,136
50-54	181,476	191,376	204,618	218,150	240,577
55-59	142,314	148,765	157,638	168,503	179,015
60-64	118,084	126,542	134,141	140,127	143,360
65-69	77,941	88,462	97,102	105,194	110,555
70-74	42,583	47,224	53,034	59,777	66,792
75-79	23,192	25,620	27,571	29,747	32,718
80-84	8,830	10,088	11,643	13,203	14,468
85+	2,874	3,278	3,725	4,249	4,822
여자 Female	391,425	438,237	484,659	529,194	569,508
0-14	86	86	84	82	83
15-19	4,180	4,711	4,904	5,090	5,403
20-24	26,478	29,001	32,065	34,685	36,333
25-29	33,910	39,726	44,065	47,685	50,966
30-34	30,511	37,048	43,186	48,248	51,673
35-39	39,447	43,650	47,117	50,646	54,510
40-44	46,813	53,189	58,857	63,558	66,917
45-49	37,991	44,386	50,762	57,802	64,865
50-54	33,041	35,648	38,777	41,821	45,484
55-59	32,515	33,873	36,052	38,693	41,271
60-64	32,492	35,037	37,611	39,736	40,974
65-69	30,124	32,931	35,609	38,347	40,687
70-74	22,738	24,889	27,897	31,059	33,991
75-79	13,544	15,249	17,223	19,393	21,911
80-84	5,484	6,452	7,661	9,049	10,577
85+	2,071	2,361	2,789	3,300	3,863

10. 시도, 가구주의 성 및 연령별 가구(계속)
Households by Household Head's Sex and Age for Provinces(Cont'd)

[Gyeonggi]

Unit : household

	2005	2006	2007	2008	2009
합계 Both sexes	3,342,398	3,436,678	3,550,049	3,663,101	3,773,106
0-14	201	192	195	193	189
15-19	10,472	10,889	11,111	11,504	12,153
20-24	68,483	66,413	63,933	61,883	61,204
25-29	208,444	204,826	210,256	213,970	213,164
30-34	414,769	403,056	391,631	383,011	377,870
35-39	510,819	520,390	532,706	540,613	541,920
40-44	545,464	546,376	545,429	546,199	550,775
45-49	479,717	511,806	537,989	556,430	568,523
50-54	314,815	347,696	383,921	424,151	464,850
55-59	233,077	238,902	253,178	270,241	293,052
60-64	189,036	193,298	200,879	211,153	223,008
65-69	157,953	165,659	172,905	178,634	182,348
70-74	111,213	119,728	127,703	135,153	141,686
75-79	60,525	66,050	72,734	79,955	87,427
80-84	27,569	30,093	32,559	35,436	38,721
85+	9,841	11,304	12,920	14,575	16,216
남자 Male	2,736,350	2,799,592	2,884,061	2,969,826	3,053,636
0-14	118	113	116	114	113
15-19	4,968	5,021	5,168	5,395	5,728
20-24	31,764	29,784	28,348	27,195	26,820
25-29	153,647	145,818	147,471	148,974	147,866
30-34	361,371	348,203	336,439	327,852	322,100
35-39	452,773	458,268	466,936	472,248	472,219
40-44	476,537	476,256	474,001	472,734	474,829
45-49	408,777	435,450	456,903	471,706	481,033
50-54	263,687	291,017	321,341	355,017	388,973
55-59	189,404	193,828	205,948	220,295	239,612
60-64	146,733	150,289	156,736	165,695	176,068
65-69	115,833	122,331	128,404	132,980	135,599
70-74	73,881	80,975	87,447	93,342	98,313
75-79	35,833	39,215	43,730	48,735	54,003
80-84	15,625	16,861	18,012	19,556	21,463
85+	5,399	6,163	7,061	7,988	8,897
여자 Female	606,048	637,086	665,988	693,275	719,470
0-14	83	79	79	79	76
15-19	5,504	5,868	5,943	6,109	6,425
20-24	36,719	36,629	35,585	34,688	34,384
25-29	54,797	59,008	62,785	64,996	65,298
30-34	53,398	54,853	55,192	55,159	55,770
35-39	58,046	62,122	65,770	68,365	69,701
40-44	68,927	70,120	71,428	73,465	75,946
45-49	70,940	76,356	81,086	84,724	87,490
50-54	51,128	56,679	62,580	69,134	75,877
55-59	43,673	45,074	47,230	49,946	53,440
60-64	42,303	43,009	44,143	45,458	46,940
65-69	42,120	43,328	44,501	45,654	46,749
70-74	37,332	38,753	40,256	41,811	43,373
75-79	24,692	26,835	29,004	31,220	33,424
80-84	11,944	13,232	14,547	15,880	17,258
85+	4,442	5,141	5,859	6,587	7,319

10. 시도, 가구주의 성 및 연령별 가구(계속)
Households by Household Head's Sex and Age for Provinces(Cont'd)

[경기]

단위: 가구

	2010	2011	2012	2013	2014
합계 Both sexes	3,880,724	3,985,289	4,086,664	4,184,929	4,280,776
0-14	187	181	177	174	173
15-19	12,867	13,286	13,495	13,499	13,356
20-24	61,794	63,515	65,525	68,356	71,702
25-29	206,917	197,311	187,128	179,102	175,389
30-34	379,070	385,441	392,541	395,118	388,690
35-39	534,928	521,970	506,804	494,103	487,883
40-44	561,499	575,957	589,747	597,832	598,539
45-49	573,182	572,882	572,315	573,827	579,575
50-54	502,215	533,672	560,401	579,162	591,341
55-59	325,444	366,315	403,467	444,642	486,250
60-64	232,667	241,076	254,530	270,605	292,755
65-69	186,825	190,813	198,036	207,875	219,192
70-74	147,527	153,816	160,599	165,645	168,392
75-79	95,418	103,117	109,456	115,464	120,892
80-84	42,413	46,395	51,163	56,270	61,140
85+	17,771	19,542	21,280	23,255	25,507
남자 Male	3,135,095	3,213,578	3,288,724	3,360,786	3,430,336
0-14	111	107	105	103	102
15-19	6,077	6,285	6,385	6,393	6,298
20-24	27,283	28,300	29,449	30,993	32,795
25-29	142,706	135,095	126,752	120,083	116,856
30-34	321,587	325,265	329,704	330,449	323,740
35-39	464,887	452,541	438,331	426,369	419,915
40-44	482,485	493,192	503,361	508,956	508,555
45-49	484,037	483,120	481,501	480,929	483,689
50-54	419,610	445,113	466,690	481,644	491,017
55-59	267,343	300,974	331,519	365,591	399,917
60-64	184,250	191,354	202,948	216,375	234,569
65-69	138,957	142,496	148,583	156,988	166,450
70-74	102,581	107,519	112,661	116,522	118,728
75-79	59,709	65,413	70,054	74,433	78,227
80-84	23,755	26,166	29,122	32,303	35,584
85+	9,717	10,638	11,559	12,655	13,894
여자 Female	745,629	771,711	797,940	824,143	850,440
0-14	76	74	72	71	71
15-19	6,790	7,001	7,110	7,106	7,058
20-24	34,511	35,215	36,076	37,363	38,907
25-29	64,211	62,216	60,376	59,019	58,533
30-34	57,483	60,176	62,837	64,669	64,950
35-39	70,041	69,429	68,473	67,734	67,968
40-44	79,014	82,765	86,386	88,876	89,984
45-49	89,145	89,762	90,814	92,898	95,886
50-54	82,605	88,559	93,711	97,518	100,324
55-59	58,101	65,341	71,948	79,051	86,333
60-64	48,417	49,722	51,582	54,230	58,186
65-69	47,868	48,317	49,453	50,887	52,742
70-74	44,946	46,297	47,938	49,123	49,664
75-79	35,709	37,704	39,402	41,031	42,665
80-84	18,658	20,229	22,041	23,967	25,556
85+	8,054	8,904	9,721	10,600	11,613

10. 시도, 가구주의 성 및 연령별 가구(계속)
Households by Household Head's Sex and Age for Provinces(Cont'd)

[Gyeonggi]

Unit : household

	2015	2016	2017	2018	2019
합계 Both sexes	4,374,335	4,465,587	4,554,794	4,642,029	4,727,323
0-14	165	155	150	150	150
15-19	13,146	12,903	12,658	12,436	12,152
20-24	74,794	76,472	77,041	76,664	75,613
25-29	176,028	180,109	185,719	193,344	201,303
30-34	372,797	352,458	332,734	317,675	310,772
35-39	490,514	499,457	508,616	510,879	501,170
40-44	590,396	575,812	559,135	545,587	539,501
45-49	591,730	607,520	622,450	631,304	632,370
50-54	595,927	595,597	595,114	596,988	603,344
55-59	523,962	556,289	583,604	602,786	615,177
60-64	324,988	364,517	400,256	439,972	480,004
65-69	228,113	235,652	248,399	263,983	285,349
70-74	172,021	175,607	182,221	191,173	201,306
75-79	125,308	130,789	136,696	141,176	143,628
80-84	66,502	71,730	76,393	80,879	84,942
85+	27,944	30,520	33,608	37,033	40,542
남자 Male	3,497,358	3,561,942	3,624,316	3,684,716	3,743,312
0-14	97	91	87	88	86
15-19	6,163	6,012	5,897	5,803	5,652
20-24	34,460	35,422	35,764	35,633	35,041
25-29	117,213	119,867	123,606	128,828	134,364
30-34	308,816	290,276	272,137	258,185	251,467
35-39	420,882	426,887	432,940	432,904	422,639
40-44	500,483	487,223	472,256	460,060	454,032
45-49	492,147	503,672	514,568	520,741	520,781
50-54	494,036	493,155	491,616	491,182	494,144
55-59	430,799	456,721	478,550	493,689	503,203
60-64	260,905	292,805	321,687	353,978	386,377
65-69	173,682	179,901	190,614	203,257	220,260
70-74	121,702	124,911	130,393	137,898	146,184
75-79	81,603	85,640	89,921	93,182	95,027
80-84	39,128	42,671	45,773	48,735	51,311
85+	15,242	16,688	18,507	20,553	22,744
여자 Female	876,977	903,645	930,478	957,313	984,011
0-14	68	64	63	62	64
15-19	6,983	6,891	6,761	6,633	6,500
20-24	40,334	41,050	41,277	41,031	40,572
25-29	58,815	60,242	62,113	64,516	66,939
30-34	63,981	62,182	60,597	59,490	59,305
35-39	69,632	72,570	75,676	77,975	78,531
40-44	89,913	88,589	86,879	85,527	85,469
45-49	99,583	103,848	107,882	110,563	111,589
50-54	101,891	102,442	103,498	105,806	109,200
55-59	93,163	99,568	105,054	109,097	111,974
60-64	64,083	71,712	78,569	85,994	93,627
65-69	54,431	55,751	57,785	60,726	65,089
70-74	50,319	50,696	51,828	53,275	55,122
75-79	43,705	45,149	46,775	47,994	48,601
80-84	27,374	29,059	30,620	32,144	33,631
85+	12,702	13,832	15,101	16,480	17,798

10. 시도, 가구주의 성 및 연령별 가구(계속)
Households by Household Head's Sex and Age for Provinces(Cont'd)

[경기]

단위 : 가구

	2020	2021	2022	2023	2024
합계 Both sexes	4,810,352	4,891,125	4,970,032	5,046,481	5,120,326
0-14	152	160	166	174	180
15-19	11,457	10,636	10,178	9,896	9,584
20-24	74,437	72,978	71,068	68,958	66,561
25-29	207,790	210,592	210,238	207,371	202,699
30-34	311,714	318,713	328,868	341,934	354,850
35-39	479,987	454,308	430,357	412,428	404,805
40-44	543,223	553,829	564,491	567,407	557,191
45-49	624,174	609,170	592,008	578,260	572,561
50-54	616,334	633,140	649,016	658,506	659,879
55-59	619,823	619,502	618,937	620,692	627,181
60-64	516,224	547,153	573,274	591,606	603,261
65-69	316,261	354,086	388,361	426,288	464,488
70-74	209,274	215,996	227,683	242,072	261,699
75-79	146,711	149,877	155,846	163,810	172,614
80-84	88,344	92,612	97,212	100,699	102,537
85+	44,447	48,373	52,329	56,380	60,236
남자 Male	3,800,052	3,855,042	3,909,271	3,962,124	4,013,450
0-14	86	90	92	94	96
15-19	5,308	4,929	4,705	4,557	4,419
20-24	34,336	33,491	32,650	31,810	30,725
25-29	138,893	140,791	140,382	138,240	134,727
30-34	251,790	257,006	265,149	275,859	286,553
35-39	402,465	378,877	356,950	340,525	333,363
40-44	455,984	463,248	470,457	471,037	460,720
45-49	512,970	499,855	485,096	473,369	468,157
50-54	502,941	514,885	526,202	532,709	533,017
55-59	506,377	505,643	504,210	503,872	507,119
60-64	415,473	439,773	460,262	474,490	483,369
65-69	244,647	274,152	300,956	330,808	360,750
70-74	152,490	157,928	167,563	178,961	194,178
75-79	97,482	100,273	105,041	111,497	118,395
80-84	53,665	56,511	59,533	61,799	63,026
85+	25,145	27,590	30,023	32,497	34,836
여자 Female	1,010,300	1,036,083	1,060,761	1,084,357	1,106,876
0-14	66	70	74	80	84
15-19	6,149	5,707	5,473	5,339	5,165
20-24	40,101	39,487	38,418	37,148	35,836
25-29	68,897	69,801	69,856	69,131	67,972
30-34	59,924	61,707	63,719	66,075	68,297
35-39	77,522	75,431	73,407	71,903	71,442
40-44	87,239	90,581	94,034	96,370	96,471
45-49	111,204	109,315	106,912	104,891	104,404
50-54	113,393	118,255	122,814	125,797	126,862
55-59	113,446	113,859	114,727	116,820	120,062
60-64	100,751	107,380	113,012	117,116	119,892
65-69	71,614	79,934	87,405	95,480	103,738
70-74	56,784	58,068	60,120	63,111	67,521
75-79	49,229	49,604	50,805	52,313	54,219
80-84	34,679	36,101	37,679	38,900	39,511
85+	19,302	20,783	22,306	23,883	25,400

10. 시도, 가구주의 성 및 연령별 가구(계속)
Households by Household Head's Sex and Age for Provinces(Cont'd)

[Gyeonggi]

Unit : household

	2025	2026	2027	2028	2029	2030
합계 Both sexes	5,191,055	5,257,980	5,320,872	5,378,910	5,432,174	5,480,484
0-14	192	203	217	233	254	276
15-19	9,521	9,703	9,742	9,699	9,633	9,547
20-24	62,684	58,637	56,422	55,161	54,077	53,943
25-29	198,135	192,880	185,997	178,271	169,961	158,845
30-34	364,487	367,653	364,983	357,985	348,299	339,400
35-39	407,057	417,185	431,128	448,009	464,138	475,508
40-44	534,673	507,456	482,186	463,283	455,379	458,042
45-49	577,334	589,442	601,491	605,161	594,752	571,307
50-54	651,579	636,154	618,558	604,604	599,107	604,565
55-59	640,568	657,995	674,432	684,298	685,666	677,033
60-64	607,316	606,583	605,772	607,256	613,286	625,936
65-69	499,009	528,393	553,013	570,319	581,230	584,879
70-74	289,958	324,410	355,747	390,351	425,201	456,790
75-79	179,610	185,431	195,821	208,723	226,152	251,170
80-84	104,943	107,657	112,800	119,140	125,742	130,886
85+	63,989	68,198	72,563	76,417	79,297	82,357
남자 Male	4,062,530	4,108,963	4,152,299	4,191,970	4,227,625	4,258,997
0-14	100	103	107	113	120	125
15-19	4,392	4,479	4,494	4,472	4,444	4,406
20-24	28,813	26,805	25,658	24,979	24,425	24,355
25-29	131,198	127,284	122,834	117,954	112,341	104,542
30-34	294,562	297,303	295,029	289,204	281,100	273,625
35-39	335,206	343,730	355,732	370,184	383,939	393,581
40-44	440,010	415,879	393,468	376,732	369,699	372,164
45-49	471,253	479,845	488,236	489,593	479,525	458,674
50-54	525,297	512,182	497,409	485,769	480,802	484,317
55-59	516,446	529,158	541,280	548,561	549,363	541,904
60-64	486,211	485,454	484,203	484,041	487,319	496,429
65-69	387,606	409,965	428,752	441,901	450,138	452,818
70-74	215,826	241,892	265,715	292,232	318,778	342,699
75-79	123,640	128,150	136,344	146,240	159,231	177,488
80-84	64,805	66,947	70,560	75,201	79,933	83,481
85+	37,165	39,787	42,478	44,794	46,468	48,389
여자 Female	1,128,525	1,149,017	1,168,573	1,186,940	1,204,549	1,221,487
0-14	92	100	110	120	134	151
15-19	5,129	5,224	5,248	5,227	5,189	5,141
20-24	33,871	31,832	30,764	30,182	29,652	29,588
25-29	66,937	65,596	63,163	60,317	57,620	54,303
30-34	69,925	70,350	69,954	68,781	67,199	65,775
35-39	71,851	73,455	75,396	77,825	80,199	81,927
40-44	94,663	91,577	88,718	86,551	85,680	85,878
45-49	106,081	109,597	113,255	115,568	115,227	112,633
50-54	126,282	123,972	121,149	118,835	118,305	120,248
55-59	124,122	128,837	133,152	135,737	136,303	135,129
60-64	121,105	121,129	121,569	123,215	125,967	129,507
65-69	111,403	118,428	124,261	128,418	131,092	132,061
70-74	74,132	82,518	90,032	98,119	106,423	114,091
75-79	55,970	57,281	59,477	62,483	66,921	73,682
80-84	40,138	40,710	42,240	43,939	45,809	47,405
85+	26,824	28,411	30,085	31,623	32,829	33,968

10. 시도, 가구주의 성 및 연령별 가구(계속)
Households by Household Head's Sex and Age for Provinces(Cont'd)

[강원]

단위 : 가구

	2000	2001	2002	2003	2004
합계 Both sexes	497,374	506,811	513,492	518,125	523,655
0-14	57	57	62	62	68
15-19	5,648	5,121	4,867	4,712	4,747
20-24	16,971	17,463	17,987	18,466	19,149
25-29	30,834	30,916	29,241	27,383	26,266
30-34	49,895	49,438	48,600	47,401	45,757
35-39	61,733	60,498	58,763	57,121	56,163
40-44	69,006	70,011	69,986	68,923	66,803
45-49	55,077	58,698	62,121	65,547	67,556
50-54	42,046	42,473	44,136	45,561	49,739
55-59	44,630	43,297	42,381	42,233	41,952
60-64	45,263	46,246	46,518	45,936	45,090
65-69	33,303	36,570	39,138	41,485	42,632
70-74	21,854	23,182	25,000	26,938	29,232
75-79	13,479	14,410	15,258	15,912	17,061
80-84	5,743	6,328	7,003	7,710	8,370
85+	1,835	2,103	2,431	2,735	3,070
남자 Male	399,735	403,538	405,210	406,060	408,035
0-14	22	25	29	31	36
15-19	3,148	2,725	2,626	2,558	2,618
20-24	8,948	9,182	9,280	9,531	10,066
25-29	25,888	25,261	23,261	21,230	19,951
30-34	45,235	44,108	42,816	41,328	39,557
35-39	55,160	53,627	51,769	50,093	48,989
40-44	60,397	60,710	60,239	59,018	56,952
45-49	47,163	49,899	52,687	55,475	56,890
50-54	34,743	34,963	36,269	37,462	41,201
55-59	35,705	34,501	33,728	33,612	33,384
60-64	34,780	35,399	35,381	34,780	34,098
65-69	23,046	25,683	27,699	29,502	30,275
70-74	13,274	14,231	15,388	16,742	18,374
75-79	7,926	8,443	8,769	8,955	9,468
80-84	3,315	3,639	3,958	4,288	4,559
85+	985	1,142	1,311	1,455	1,617
여자 Female	97,639	103,273	108,282	112,065	115,620
0-14	35	32	33	31	32
15-19	2,500	2,396	2,241	2,154	2,129
20-24	8,023	8,281	8,707	8,935	9,083
25-29	4,946	5,655	5,980	6,153	6,315
30-34	4,660	5,330	5,784	6,073	6,200
35-39	6,573	6,871	6,994	7,028	7,174
40-44	8,609	9,301	9,747	9,905	9,851
45-49	7,914	8,799	9,434	10,072	10,666
50-54	7,303	7,510	7,867	8,099	8,538
55-59	8,925	8,796	8,653	8,621	8,568
60-64	10,483	10,847	11,137	11,156	10,992
65-69	10,257	10,887	11,439	11,983	12,357
70-74	8,580	8,951	9,612	10,196	10,858
75-79	5,553	5,967	6,489	6,957	7,593
80-84	2,428	2,689	3,045	3,422	3,811
85+	850	961	1,120	1,280	1,453

10. 시도, 가구주의 성 및 연령별 가구(계속)
Households by Household Head's Sex and Age for Provinces(Cont'd)

[Gangwon]

Unit : household

	2005	2006	2007	2008	2009
합계 Both sexes	528,482	529,822	532,485	535,213	537,724
0-14	72	68	69	69	68
15-19	4,502	4,244	4,128	4,117	4,137
20-24	19,701	18,826	17,805	16,881	16,132
25-29	25,424	23,709	23,278	22,805	22,517
30-34	43,748	41,760	38,943	36,176	33,575
35-39	55,231	54,349	54,211	53,874	53,022
40-44	64,463	63,261	61,462	60,412	59,568
45-49	69,306	70,598	70,564	69,824	68,566
50-54	54,290	58,898	62,559	66,049	68,666
55-59	41,522	40,741	43,211	45,565	49,884
60-64	44,243	43,002	41,952	41,762	40,920
65-69	43,550	43,747	43,763	43,010	42,098
70-74	31,575	33,668	35,430	36,990	37,911
75-79	18,387	19,500	20,747	22,432	24,236
80-84	9,077	9,753	10,262	10,728	11,516
85+	3,391	3,698	4,101	4,519	4,908
남자 Male	409,703	410,047	412,153	414,498	416,666
0-14	40	36	37	37	36
15-19	2,608	2,352	2,279	2,301	2,315
20-24	10,376	9,980	9,350	8,819	8,415
25-29	18,861	17,122	16,715	16,350	16,173
30-34	37,588	35,616	32,961	30,407	28,046
35-39	47,925	46,838	46,518	46,073	45,249
40-44	54,765	53,782	52,272	51,363	50,549
45-49	58,262	59,314	59,242	58,667	57,691
50-54	45,088	49,142	52,388	55,431	57,634
55-59	33,110	32,282	34,507	36,606	40,569
60-64	33,438	32,632	32,034	32,257	31,849
65-69	31,007	31,369	31,557	31,004	30,302
70-74	20,027	21,895	23,457	24,800	25,515
75-79	10,009	10,654	11,436	12,652	13,980
80-84	4,833	5,157	5,325	5,441	5,869
85+	1,766	1,876	2,075	2,290	2,474
여자 Female	118,779	119,775	120,332	120,715	121,058
0-14	32	32	32	32	32
15-19	1,894	1,892	1,849	1,816	1,822
20-24	9,325	8,846	8,455	8,062	7,717
25-29	6,563	6,587	6,563	6,455	6,344
30-34	6,160	6,144	5,982	5,769	5,529
35-39	7,306	7,511	7,693	7,801	7,773
40-44	9,698	9,479	9,190	9,049	9,019
45-49	11,044	11,284	11,322	11,157	10,875
50-54	9,202	9,756	10,171	10,618	11,032
55-59	8,412	8,459	8,704	8,959	9,315
60-64	10,805	10,370	9,918	9,505	9,071
65-69	12,543	12,378	12,206	12,006	11,796
70-74	11,548	11,773	11,973	12,190	12,396
75-79	8,378	8,846	9,311	9,780	10,256
80-84	4,244	4,596	4,937	5,287	5,647
85+	1,625	1,822	2,026	2,229	2,434

10. 시도, 가구주의 성 및 연령별 가구(계속)
Households by Household Head's Sex and Age for Provinces(Cont'd)

[강원]

단위 : 가구

	2010	2011	2012	2013	2014
합계 Both sexes	540,072	542,282	544,242	546,026	547,582
0-14	66	64	62	60	58
15-19	4,219	4,285	4,319	4,272	4,218
20-24	15,389	14,672	14,586	14,775	14,972
25-29	22,046	21,437	20,276	19,253	18,489
30-34	32,066	31,332	30,987	30,584	30,343
35-39	50,913	48,481	45,442	42,318	39,498
40-44	59,893	59,064	59,154	58,957	58,172
45-49	66,402	65,071	63,311	62,341	61,594
50-54	70,767	71,752	71,741	71,021	69,784
55-59	55,194	60,896	64,658	68,256	70,955
60-64	39,516	39,285	41,778	43,972	48,290
65-69	41,304	40,384	39,399	39,344	38,607
70-74	38,625	38,769	39,064	38,461	37,580
75-79	26,011	27,848	29,274	30,670	31,452
80-84	12,341	13,189	14,103	15,303	16,607
85+	5,320	5,753	6,088	6,439	6,963
남자 Male	418,655	420,514	422,096	423,578	424,893
0-14	35	34	32	31	31
15-19	2,342	2,384	2,433	2,417	2,370
20-24	7,963	7,363	7,224	7,316	7,424
25-29	15,853	15,436	14,504	13,694	13,124
30-34	26,686	26,044	25,764	25,450	25,269
35-39	43,289	41,076	38,329	35,499	32,986
40-44	50,825	49,905	49,845	49,546	48,809
45-49	55,960	54,994	53,598	52,795	52,051
50-54	59,334	60,181	60,173	59,669	58,749
55-59	45,437	50,410	53,758	56,915	59,216
60-64	30,907	30,864	33,104	35,120	38,931
65-69	29,725	29,291	28,852	29,145	28,803
70-74	26,016	26,188	26,379	25,974	25,458
75-79	15,271	16,665	17,757	18,745	19,312
80-84	6,332	6,797	7,303	8,082	8,932
85+	2,680	2,882	3,041	3,180	3,428
여자 Female	121,417	121,768	122,146	122,448	122,689
0-14	31	30	30	29	27
15-19	1,877	1,901	1,886	1,855	1,848
20-24	7,426	7,309	7,362	7,459	7,548
25-29	6,193	6,001	5,772	5,559	5,365
30-34	5,380	5,288	5,223	5,134	5,074
35-39	7,624	7,405	7,113	6,819	6,512
40-44	9,068	9,159	9,309	9,411	9,363
45-49	10,442	10,077	9,713	9,546	9,543
50-54	11,433	11,571	11,568	11,352	11,035
55-59	9,757	10,486	10,900	11,341	11,739
60-64	8,609	8,421	8,674	8,852	9,359
65-69	11,579	11,093	10,547	10,199	9,804
70-74	12,609	12,581	12,685	12,487	12,122
75-79	10,740	11,183	11,517	11,925	12,140
80-84	6,009	6,392	6,800	7,221	7,675
85+	2,640	2,871	3,047	3,259	3,535

10. 시도, 가구주의 성 및 연령별 가구(계속)
Households by Household Head's Sex and Age for Provinces(Cont'd)

[Gangwon]

Unit : household

	2015	2016	2017	2018	2019
합계 Both sexes	548,957	550,127	550,927	551,360	551,353
0-14	56	50	46	45	43
15-19	4,179	4,088	3,959	3,863	3,753
20-24	15,180	15,367	15,476	15,368	15,129
25-29	17,831	17,145	17,130	17,416	17,656
30-34	29,709	28,849	27,288	25,882	24,783
35-39	38,023	37,485	37,374	37,076	36,862
40-44	56,006	53,430	50,207	46,928	44,006
45-49	62,082	61,322	61,483	61,329	60,540
50-54	67,635	66,314	64,536	63,593	62,860
55-59	73,056	74,081	74,098	73,388	72,138
60-64	53,682	59,228	62,872	66,332	68,957
65-69	37,285	37,096	39,558	41,751	45,862
70-74	36,843	36,128	35,326	35,325	34,705
75-79	32,033	32,333	32,718	32,380	31,792
80-84	17,789	19,092	20,168	21,279	21,969
85+	7,568	8,119	8,688	9,405	10,298
남자 Male	426,076	427,034	427,691	428,094	428,135
0-14	29	26	24	23	22
15-19	2,331	2,264	2,205	2,180	2,136
20-24	7,540	7,672	7,756	7,690	7,543
25-29	12,623	11,978	11,891	12,079	12,235
30-34	24,737	24,000	22,585	21,328	20,356
35-39	31,689	31,261	31,214	31,011	30,852
40-44	46,832	44,555	41,709	38,795	36,232
45-49	52,446	51,621	51,661	51,432	50,718
50-54	57,066	56,138	54,751	53,988	53,269
55-59	60,979	61,868	61,900	61,417	60,508
60-64	43,570	48,327	51,553	54,558	56,757
65-69	27,946	27,929	30,069	32,012	35,542
70-74	25,084	24,822	24,545	24,876	24,626
75-79	19,745	19,959	20,188	19,966	19,659
80-84	9,749	10,639	11,372	12,065	12,493
85+	3,710	3,975	4,268	4,674	5,187
여자 Female	122,881	123,093	123,236	123,266	123,218
0-14	27	24	22	22	21
15-19	1,848	1,824	1,754	1,683	1,617
20-24	7,640	7,695	7,720	7,678	7,586
25-29	5,208	5,167	5,239	5,337	5,421
30-34	4,972	4,849	4,703	4,554	4,427
35-39	6,334	6,224	6,160	6,065	6,010
40-44	9,174	8,875	8,498	8,133	7,774
45-49	9,636	9,701	9,822	9,897	9,822
50-54	10,569	10,176	9,785	9,605	9,591
55-59	12,077	12,213	12,198	11,971	11,630
60-64	10,112	10,901	11,319	11,774	12,200
65-69	9,339	9,167	9,489	9,739	10,320
70-74	11,759	11,306	10,781	10,449	10,079
75-79	12,288	12,374	12,530	12,414	12,133
80-84	8,040	8,453	8,796	9,214	9,476
85+	3,858	4,144	4,420	4,731	5,111

10. 시도, 가구주의 성 및 연령별 가구(계속)
Households by Household Head's Sex and Age for Provinces(Cont'd)

[강원]

단위 : 가구

	2020	2021	2022	2023	2024
합계 Both sexes	550,947	550,171	549,196	547,904	546,391
0-14	40	38	37	35	35
15-19	3,453	3,162	2,896	2,761	2,575
20-24	14,917	14,522	14,017	13,370	12,691
25-29	17,858	17,991	17,986	17,723	17,328
30-34	23,796	22,747	22,667	23,016	23,338
35-39	36,192	35,318	33,524	31,879	30,649
40-44	42,544	42,127	42,164	41,989	41,891
45-49	58,280	55,597	52,285	48,968	45,998
50-54	63,426	62,690	62,919	62,817	62,071
55-59	69,938	68,583	66,796	65,829	65,142
60-64	71,018	72,040	72,076	71,400	70,192
65-69	50,928	56,118	59,593	62,886	65,419
70-74	33,562	33,501	35,869	37,946	41,701
75-79	31,281	30,770	30,200	30,313	29,906
80-84	22,535	22,887	23,293	23,188	22,869
85+	11,179	12,080	12,874	13,784	14,586
남자 Male	427,879	427,339	426,729	425,949	425,004
0-14	19	18	17	17	17
15-19	1,941	1,767	1,618	1,546	1,444
20-24	7,450	7,248	7,038	6,777	6,469
25-29	12,344	12,415	12,384	12,158	11,847
30-34	19,481	18,462	18,327	18,608	18,873
35-39	30,287	29,547	27,909	26,438	25,374
40-44	34,991	34,703	34,837	34,786	34,778
45-49	48,683	46,332	43,434	40,508	37,938
50-54	53,744	52,943	53,045	52,862	52,192
55-59	58,804	57,863	56,493	55,724	55,052
60-64	58,443	59,309	59,355	58,911	58,057
65-69	39,756	44,088	47,079	49,844	51,881
70-74	23,943	24,028	26,016	27,796	30,938
75-79	19,460	19,354	19,249	19,625	19,510
80-84	12,838	13,040	13,245	13,159	13,010
85+	5,695	6,222	6,683	7,190	7,624
여자 Female	123,068	122,832	122,467	121,955	121,387
0-14	21	20	20	18	18
15-19	1,512	1,395	1,278	1,215	1,131
20-24	7,467	7,274	6,979	6,593	6,222
25-29	5,514	5,576	5,602	5,565	5,481
30-34	4,315	4,285	4,340	4,408	4,465
35-39	5,905	5,771	5,615	5,441	5,275
40-44	7,553	7,424	7,327	7,203	7,113
45-49	9,597	9,265	8,851	8,460	8,060
50-54	9,682	9,747	9,874	9,955	9,879
55-59	11,134	10,720	10,303	10,105	10,090
60-64	12,575	12,731	12,721	12,489	12,135
65-69	11,172	12,030	12,514	13,042	13,538
70-74	9,619	9,473	9,853	10,150	10,763
75-79	11,821	11,416	10,951	10,688	10,396
80-84	9,697	9,847	10,048	10,029	9,859
85+	5,484	5,858	6,191	6,594	6,962

10. 시도, 가구주의 성 및 연령별 가구(계속)
Households by Household Head's Sex and Age for Provinces(Cont'd)

[Gangwon]

Unit : household

	2025	2026	2027	2028	2029	2030
합계 Both sexes	544,530	542,314	539,734	537,007	534,132	531,033
0-14	34	33	32	33	33	33
15-19	2,393	2,244	2,110	2,021	1,935	1,858
20-24	11,743	10,804	10,010	9,408	8,793	8,290
25-29	17,038	16,526	15,808	14,918	14,095	13,022
30-34	23,616	23,786	23,717	23,285	22,683	22,212
35-39	29,571	28,465	28,482	28,989	29,459	29,822
40-44	41,289	40,449	38,546	36,796	35,490	34,366
45-49	44,582	44,241	44,379	44,227	44,125	43,505
50-54	59,830	57,144	53,775	50,383	47,345	45,915
55-59	65,720	65,022	65,262	65,173	64,411	62,086
60-64	68,036	66,739	64,932	63,965	63,235	63,740
65-69	67,394	68,396	68,478	67,850	66,695	64,621
70-74	46,322	51,106	54,354	57,418	59,843	61,756
75-79	29,031	29,069	31,261	33,336	36,792	40,943
80-84	22,613	22,345	22,055	22,261	22,021	21,452
85+	15,318	15,945	16,533	16,944	17,177	17,412
남자 Male	423,761	422,238	420,432	418,416	416,200	413,718
0-14	16	15	14	14	14	14
15-19	1,333	1,244	1,164	1,112	1,062	1,018
20-24	5,932	5,402	4,954	4,618	4,259	3,956
25-29	11,653	11,295	10,818	10,233	9,684	8,915
30-34	19,085	19,224	19,166	18,789	18,268	17,888
35-39	24,448	23,406	23,375	23,823	24,223	24,514
40-44	34,321	33,659	31,970	30,438	29,335	28,388
45-49	36,767	36,595	36,859	36,862	36,872	36,418
50-54	50,168	47,816	44,870	41,878	39,245	38,060
55-59	55,536	54,771	54,890	54,739	54,071	51,998
60-64	56,432	55,593	54,277	53,581	52,944	53,439
65-69	53,430	54,266	54,363	53,997	53,271	51,813
70-74	34,655	38,494	41,200	43,680	45,553	46,982
75-79	19,034	19,181	20,938	22,570	25,251	28,340
80-84	12,942	12,946	12,952	13,289	13,260	12,968
85+	8,009	8,331	8,622	8,793	8,888	9,007
여자 Female	120,769	120,076	119,302	118,591	117,932	117,315
0-14	18	18	18	19	19	19
15-19	1,060	1,000	946	909	873	840
20-24	5,811	5,402	5,056	4,790	4,534	4,334
25-29	5,385	5,231	4,990	4,685	4,411	4,107
30-34	4,531	4,562	4,551	4,496	4,415	4,324
35-39	5,123	5,059	5,107	5,166	5,236	5,308
40-44	6,968	6,790	6,576	6,358	6,155	5,978
45-49	7,815	7,646	7,520	7,365	7,253	7,087
50-54	9,662	9,328	8,905	8,505	8,100	7,855
55-59	10,184	10,251	10,372	10,434	10,340	10,088
60-64	11,604	11,146	10,655	10,384	10,291	10,301
65-69	13,964	14,130	14,115	13,853	13,424	12,808
70-74	11,667	12,612	13,154	13,738	14,290	14,774
75-79	9,997	9,888	10,323	10,766	11,541	12,603
80-84	9,671	9,399	9,103	8,972	8,761	8,484
85+	7,309	7,614	7,911	8,151	8,289	8,405

10. 시도, 가구주의 성 및 연령별 가구(계속)
Households by Household Head's Sex and Age for Provinces(Cont'd)

[증 보]

단위 : 가구

	2000	2001	2002	2003	2004
합계 Both sexes	464,187	479,680	487,205	493,165	500,384
0-14	67	66	69	68	74
15-19	4,959	4,778	4,750	4,767	4,878
20-24	17,111	18,082	18,798	19,459	19,888
25-29	32,157	33,138	31,738	30,172	29,603
30-34	51,190	51,474	51,037	49,854	48,154
35-39	61,834	61,165	59,702	58,531	57,932
40-44	63,961	66,621	67,421	67,176	66,202
45-49	50,067	53,824	56,650	59,924	62,398
50-54	37,965	39,248	41,290	43,042	46,339
55-59	37,033	36,556	36,163	36,390	37,076
60-64	38,508	39,275	39,074	38,445	37,563
65-69	30,090	33,015	34,870	36,193	36,944
70-74	20,261	21,601	23,132	24,836	26,858
75-79	12,358	13,356	14,119	14,936	16,063
80-84	4,959	5,580	6,212	6,933	7,690
85+	1,667	1,901	2,180	2,439	2,722
남자 Male	376,547	385,371	387,911	389,759	393,144
0-14	36	35	35	34	36
15-19	2,473	2,219	2,234	2,263	2,403
20-24	8,052	8,612	8,931	9,324	9,596
25-29	26,735	26,772	24,912	23,038	22,233
30-34	46,779	46,246	45,258	43,725	41,847
35-39	55,837	54,762	53,096	51,753	50,870
40-44	56,335	58,290	58,659	58,198	57,202
45-49	43,231	46,147	48,459	51,114	53,022
50-54	31,953	32,857	34,444	35,903	38,756
55-59	29,959	29,561	29,301	29,551	30,220
60-64	30,153	30,614	30,185	29,567	28,870
65-69	21,090	23,450	24,937	25,984	26,438
70-74	12,685	13,573	14,470	15,540	16,975
75-79	7,469	7,998	8,304	8,617	9,060
80-84	2,860	3,204	3,507	3,846	4,182
85+	900	1,031	1,179	1,302	1,434
여자 Female	87,640	94,309	99,294	103,406	107,240
0-14	31	31	34	34	38
15-19	2,486	2,559	2,516	2,504	2,475
20-24	9,059	9,470	9,867	10,135	10,292
25-29	5,422	6,366	6,826	7,134	7,370
30-34	4,411	5,228	5,779	6,129	6,307
35-39	5,997	6,403	6,606	6,778	7,062
40-44	7,626	8,331	8,762	8,978	9,000
45-49	6,836	7,677	8,191	8,810	9,376
50-54	6,012	6,391	6,846	7,139	7,583
55-59	7,074	6,995	6,862	6,839	6,856
60-64	8,355	8,661	8,889	8,878	8,693
65-69	9,000	9,565	9,933	10,209	10,506
70-74	7,576	8,028	8,662	9,296	9,883
75-79	4,889	5,358	5,815	6,319	7,003
80-84	2,099	2,376	2,705	3,087	3,508
85+	767	870	1,001	1,137	1,288

10. 시도, 가구주의 성 및 연령별 가구(계속)
Households by Household Head's Sex and Age for Provinces(Cont'd)

[Chungbuk]

Unit : household

	2005	2006	2007	2008	2009
합계 Both sexes	506,992	510,664	515,762	520,898	525,858
0-14	77	79	79	79	77
15-19	4,805	4,569	4,345	4,379	4,539
20-24	20,386	19,716	18,596	17,561	16,700
25-29	28,951	27,565	27,546	27,371	26,952
30-34	46,212	44,287	42,313	40,195	38,541
35-39	57,236	56,707	56,830	56,681	55,843
40-44	65,209	64,263	63,190	62,662	62,228
45-49	64,757	67,225	68,065	68,223	68,113
50-54	49,862	53,477	56,153	59,712	62,872
55-59	37,820	38,587	41,260	43,411	46,534
60-64	36,734	35,599	35,571	36,017	36,441
65-69	37,295	37,328	37,070	36,425	35,313
70-74	29,020	30,698	31,960	32,808	33,610
75-79	17,247	18,193	19,491	21,087	22,739
80-84	8,378	8,991	9,550	10,189	10,894
85+	3,003	3,380	3,743	4,098	4,462
남자 Male	396,262	398,400	402,644	407,166	411,603
0-14	37	39	39	39	38
15-19	2,479	2,333	2,221	2,255	2,339
20-24	9,923	9,612	9,028	8,577	8,288
25-29	21,413	19,674	19,396	19,167	18,792
30-34	39,817	37,854	35,940	33,947	32,398
35-39	49,959	49,146	49,069	48,839	48,018
40-44	56,132	55,232	54,244	53,692	53,203
45-49	54,870	57,094	57,795	58,001	57,990
50-54	41,728	44,869	47,252	50,355	53,106
55-59	30,883	31,471	33,813	35,674	38,436
60-64	28,196	27,393	27,670	28,391	29,085
65-69	26,817	27,085	27,090	26,732	25,920
70-74	18,436	20,092	21,356	22,199	22,995
75-79	9,523	9,987	10,802	11,896	13,054
80-84	4,486	4,755	4,978	5,276	5,630
85+	1,563	1,764	1,951	2,126	2,311
여자 Female	110,730	112,264	113,118	113,732	114,255
0-14	40	40	40	40	39
15-19	2,326	2,236	2,124	2,124	2,200
20-24	10,463	10,104	9,568	8,984	8,412
25-29	7,538	7,891	8,150	8,204	8,160
30-34	6,395	6,433	6,373	6,248	6,143
35-39	7,277	7,561	7,761	7,842	7,825
40-44	9,077	9,031	8,946	8,970	9,025
45-49	9,887	10,131	10,270	10,222	10,123
50-54	8,134	8,608	8,901	9,357	9,766
55-59	6,937	7,116	7,447	7,737	8,098
60-64	8,538	8,206	7,901	7,626	7,356
65-69	10,478	10,243	9,980	9,693	9,393
70-74	10,584	10,606	10,604	10,609	10,615
75-79	7,724	8,206	8,689	9,191	9,685
80-84	3,892	4,236	4,572	4,913	5,264
85+	1,440	1,616	1,792	1,972	2,151

10. 시도, 가구주의 성 및 연령별 가구(계속)

Households by Household Head's Sex and Age for Provinces(Cont'd)

[총 복]

단위 : 가구

	2010	2011	2012	2013	2014
합계 Both sexes	530,771	535,589	540,164	544,623	548,952
0-14	76	73	68	64	63
15-19	4,702	4,862	4,964	4,903	4,852
20-24	16,072	15,250	15,163	15,633	16,174
25-29	26,255	25,472	23,978	22,709	21,738
30-34	37,513	37,309	37,346	37,201	36,621
35-39	54,570	52,644	50,515	48,038	46,243
40-44	61,931	61,643	61,958	61,890	61,067
45-49	67,536	66,342	65,354	64,948	64,673
50-54	65,594	67,875	68,804	69,045	69,008
55-59	50,538	54,991	57,688	61,418	64,744
60-64	36,687	37,976	40,771	42,802	45,972
65-69	34,703	33,759	33,720	34,286	34,820
70-74	33,594	33,543	33,588	33,076	32,010
75-79	24,642	26,372	27,399	28,070	28,829
80-84	11,540	12,224	13,231	14,522	15,631
85+	4,818	5,254	5,617	6,018	6,507
남자 Male	415,972	420,164	424,064	427,853	431,536
0-14	37	35	32	32	31
15-19	2,419	2,507	2,558	2,515	2,468
20-24	8,087	7,498	7,391	7,625	7,902
25-29	18,221	17,691	16,601	15,753	15,175
30-34	31,435	31,162	31,083	30,877	30,288
35-39	46,801	45,020	43,084	40,802	39,172
40-44	52,823	52,431	52,609	52,514	51,753
45-49	57,621	56,605	55,741	55,315	54,945
50-54	55,454	57,491	58,256	58,547	58,601
55-59	42,001	45,909	48,383	51,624	54,518
60-64	29,599	30,762	33,187	35,012	37,769
65-69	25,618	25,148	25,539	26,314	26,997
70-74	22,988	23,145	23,207	22,975	22,365
75-79	14,449	15,783	16,675	17,315	17,955
80-84	5,932	6,280	6,835	7,547	8,279
85+	2,487	2,697	2,883	3,086	3,318
여자 Female	114,799	115,425	116,100	116,770	117,416
0-14	39	38	36	32	32
15-19	2,283	2,355	2,406	2,388	2,384
20-24	7,985	7,752	7,772	8,008	8,272
25-29	8,034	7,781	7,377	6,956	6,563
30-34	6,078	6,147	6,263	6,324	6,333
35-39	7,769	7,624	7,431	7,236	7,071
40-44	9,108	9,212	9,349	9,376	9,314
45-49	9,915	9,737	9,613	9,633	9,728
50-54	10,140	10,384	10,548	10,498	10,407
55-59	8,537	9,082	9,305	9,794	10,226
60-64	7,088	7,214	7,584	7,790	8,203
65-69	9,085	8,611	8,181	7,972	7,823
70-74	10,606	10,398	10,381	10,101	9,645
75-79	10,193	10,589	10,724	10,755	10,874
80-84	5,608	5,944	6,396	6,975	7,352
85+	2,331	2,557	2,734	2,932	3,189

10. 시도, 가구주의 성 및 연령별 가구(계속)

Households by Household Head's Sex and Age for Provinces(Cont'd)

[Chungbuk]

Unit : household

	2015	2016	2017	2018	2019
합계 Both sexes	553,152	557,058	560,620	563,831	566,707
0-14	58	54	51	50	48
15-19	4,760	4,608	4,434	4,287	4,123
20-24	16,650	17,014	17,145	16,915	16,575
25-29	21,128	20,197	20,160	20,733	21,303
30-34	35,557	34,398	32,376	30,699	29,417
35-39	45,269	45,319	45,630	45,506	44,807
40-44	59,780	57,757	55,515	52,927	51,117
45-49	64,545	64,369	64,781	64,797	64,010
50-54	68,543	67,413	66,474	66,144	65,938
55-59	67,547	69,915	70,937	71,246	71,283
60-64	50,038	54,450	57,114	60,811	64,071
65-69	35,194	36,449	39,245	41,311	44,390
70-74	31,492	30,743	30,781	31,369	31,914
75-79	28,732	28,832	29,025	28,694	27,935
80-84	16,920	18,112	18,887	19,474	20,127
85+	6,939	7,428	8,065	8,868	9,649
남자 Male	435,108	438,444	441,527	444,325	446,847
0-14	28	26	25	25	23
15-19	2,409	2,313	2,235	2,187	2,072
20-24	8,140	8,348	8,403	8,238	8,063
25-29	14,841	14,040	13,953	14,323	14,693
30-34	29,269	28,264	26,509	25,110	24,090
35-39	38,300	38,296	38,477	38,269	37,533
40-44	50,559	48,758	46,790	44,471	42,875
45-49	54,691	54,427	54,728	54,744	54,039
50-54	58,308	57,358	56,552	56,199	55,889
55-59	56,980	59,105	59,966	60,329	60,474
60-64	41,249	45,113	47,598	50,805	53,653
65-69	27,466	28,565	30,922	32,706	35,289
70-74	22,207	21,911	22,361	23,134	23,812
75-79	17,995	18,196	18,334	18,222	17,845
80-84	9,147	9,971	10,575	11,030	11,502
85+	3,519	3,753	4,099	4,533	4,995
여자 Female	118,044	118,614	119,093	119,506	119,860
0-14	30	28	26	25	25
15-19	2,351	2,295	2,199	2,100	2,051
20-24	8,510	8,666	8,742	8,677	8,512
25-29	6,287	6,157	6,207	6,410	6,610
30-34	6,288	6,134	5,867	5,589	5,327
35-39	6,969	7,023	7,153	7,237	7,274
40-44	9,221	8,999	8,725	8,456	8,242
45-49	9,854	9,942	10,053	10,053	9,971
50-54	10,235	10,055	9,922	9,945	10,049
55-59	10,567	10,810	10,971	10,917	10,809
60-64	8,789	9,337	9,516	10,006	10,418
65-69	7,728	7,884	8,323	8,605	9,101
70-74	9,285	8,832	8,420	8,235	8,102
75-79	10,737	10,636	10,691	10,472	10,090
80-84	7,773	8,141	8,312	8,444	8,625
85+	3,420	3,675	3,966	4,335	4,654

10. 시도, 가구주의 성 및 연령별 가구(계속)

Households by Household Head's Sex and Age for Provinces(Cont'd)

[총 북]

단위 : 가구

	2020	2021	2022	2023	2024
합계 Both sexes	569,072	571,087	572,983	574,650	576,022
0-14	46	44	44	43	42
15-19	3,880	3,551	3,306	3,221	3,064
20-24	16,128	15,632	15,032	14,300	13,576
25-29	21,732	21,986	21,920	21,412	20,807
30-34	28,527	27,102	26,974	27,699	28,449
35-39	43,542	42,368	40,055	38,030	36,517
40-44	50,192	50,378	50,837	50,824	50,167
45-49	62,713	60,644	58,352	55,733	53,940
50-54	65,914	65,819	66,324	66,435	65,692
55-59	70,828	69,691	68,783	68,439	68,265
60-64	66,827	69,184	70,176	70,514	70,532
65-69	48,271	52,497	55,170	58,750	61,912
70-74	32,323	33,581	36,286	38,310	41,236
75-79	27,526	26,944	27,065	27,699	28,285
80-84	20,141	20,353	20,621	20,482	20,033
85+	10,482	11,313	12,038	12,759	13,505
남자 Male	449,001	450,902	452,789	454,570	456,114
0-14	23	22	22	22	21
15-19	1,938	1,781	1,663	1,623	1,529
20-24	7,807	7,502	7,226	6,928	6,566
25-29	14,938	15,074	14,962	14,535	14,104
30-34	23,394	22,071	21,911	22,480	23,072
35-39	36,299	35,282	33,262	31,555	30,366
40-44	42,086	42,233	42,573	42,505	41,860
45-49	52,859	51,043	49,068	46,756	45,206
50-54	55,717	55,517	55,888	55,979	55,313
55-59	60,217	59,287	58,536	58,207	57,962
60-64	56,076	58,212	59,067	59,486	59,646
65-69	38,515	42,122	44,537	47,541	50,200
70-74	24,297	25,355	27,566	29,267	31,658
75-79	17,772	17,625	18,117	18,881	19,535
80-84	11,561	11,768	11,920	11,905	11,716
85+	5,502	6,008	6,471	6,900	7,360
여자 Female	120,071	120,185	120,194	120,080	119,908
0-14	23	22	22	21	21
15-19	1,942	1,770	1,643	1,598	1,535
20-24	8,321	8,130	7,806	7,372	7,010
25-29	6,794	6,912	6,958	6,877	6,703
30-34	5,133	5,031	5,063	5,219	5,377
35-39	7,243	7,086	6,793	6,475	6,151
40-44	8,106	8,145	8,264	8,319	8,307
45-49	9,854	9,601	9,284	8,977	8,734
50-54	10,197	10,302	10,436	10,456	10,379
55-59	10,611	10,404	10,247	10,232	10,303
60-64	10,751	10,972	11,109	11,028	10,886
65-69	9,756	10,375	10,633	11,209	11,712
70-74	8,026	8,226	8,720	9,043	9,578
75-79	9,754	9,319	8,948	8,818	8,750
80-84	8,580	8,585	8,701	8,577	8,317
85+	4,980	5,305	5,567	5,859	6,145

10. 시도, 가구의 성 및 연령별 가구(계속)
Households by Household Head's Sex and Age for Provinces(Cont'd)

[Chungbuk]

Unit : household

	2025	2026	2027	2028	2029	2030
합계 Both sexes	577,124	577,925	578,491	578,957	579,099	578,927
0-14	41	40	39	38	37	34
15-19	2,961	2,905	2,831	2,761	2,693	2,623
20-24	12,699	11,771	11,122	10,740	10,306	10,028
25-29	20,171	19,428	18,460	17,363	16,350	15,202
30-34	28,993	29,302	29,115	28,318	27,433	26,486
35-39	35,492	33,986	33,969	34,933	35,865	36,504
40-44	48,889	47,703	45,229	43,089	41,461	40,436
45-49	53,093	53,441	54,062	54,118	53,457	52,123
50-54	64,438	62,367	60,085	57,449	55,671	54,838
55-59	68,248	68,182	68,737	68,861	68,142	66,865
60-64	70,081	69,022	68,103	67,806	67,621	67,608
65-69	64,565	66,881	67,874	68,178	68,194	67,733
70-74	44,951	48,975	51,593	55,065	58,165	60,796
75-79	28,740	29,923	32,497	34,545	37,354	40,794
80-84	19,796	19,479	19,740	20,336	20,819	21,209
85+	13,966	14,520	15,035	15,357	15,531	15,648
남자 Male	457,414	458,473	459,292	459,940	460,232	460,218
0-14	20	20	19	18	18	16
15-19	1,475	1,446	1,406	1,369	1,334	1,298
20-24	6,113	5,619	5,260	5,044	4,774	4,619
25-29	13,636	13,073	12,417	11,708	11,000	10,192
30-34	23,480	23,709	23,504	22,795	22,058	21,261
35-39	29,606	28,265	28,246	29,062	29,825	30,319
40-44	40,665	39,707	37,610	35,869	34,630	33,900
45-49	44,524	44,851	45,368	45,396	44,770	43,554
50-54	54,166	52,354	50,390	48,065	46,537	45,875
55-59	57,831	57,698	58,153	58,301	57,693	56,563
60-64	59,431	58,606	57,910	57,671	57,482	57,427
65-69	52,452	54,500	55,331	55,712	55,902	55,734
70-74	34,648	38,001	40,315	43,152	45,684	47,874
75-79	20,005	20,920	22,905	24,519	26,656	29,234
80-84	11,725	11,715	12,170	12,772	13,258	13,612
85+	7,637	7,989	8,288	8,487	8,611	8,740
여자 Female	119,710	119,452	119,199	119,017	118,867	118,709
0-14	21	20	20	20	19	18
15-19	1,486	1,459	1,425	1,392	1,359	1,325
20-24	6,586	6,152	5,862	5,696	5,532	5,409
25-29	6,535	6,355	6,043	5,655	5,350	5,010
30-34	5,513	5,593	5,611	5,523	5,375	5,225
35-39	5,886	5,721	5,723	5,871	6,040	6,185
40-44	8,224	7,996	7,619	7,220	6,831	6,536
45-49	8,569	8,590	8,694	8,722	8,687	8,569
50-54	10,272	10,013	9,695	9,384	9,134	8,963
55-59	10,417	10,484	10,584	10,560	10,449	10,302
60-64	10,650	10,416	10,193	10,135	10,139	10,181
65-69	12,113	12,381	12,543	12,466	12,292	11,999
70-74	10,303	10,974	11,278	11,913	12,481	12,922
75-79	8,735	9,003	9,592	10,026	10,698	11,560
80-84	8,071	7,764	7,570	7,564	7,561	7,597
85+	6,329	6,531	6,747	6,870	6,920	6,908

10. 시도, 가구주의 성 및 연령별 가구(계속)
Households by Household Head's Sex and Age for Provinces(Cont'd)

[충남]

단위: 가구

	2000	2001	2002	2003	2004
합계 Both sexes	609,844	617,821	628,822	638,760	651,051
0-14	83	81	79	81	81
15-19	6,027	5,234	5,123	5,208	5,629
20-24	16,364	17,211	18,731	20,201	22,071
25-29	36,082	36,098	35,606	34,967	35,101
30-34	59,104	58,800	58,587	58,148	57,835
35-39	72,278	71,494	70,692	69,871	69,321
40-44	74,156	75,122	76,073	76,640	77,084
45-49	60,041	63,117	66,254	69,489	72,746
50-54	55,949	56,608	57,496	58,269	59,252
55-59	52,780	52,913	53,334	53,853	54,615
60-64	58,478	57,275	56,305	54,968	53,362
65-69	51,527	52,580	53,596	54,457	55,251
70-74	34,451	36,541	39,415	42,206	44,992
75-79	21,052	22,201	23,550	24,942	26,633
80-84	8,515	9,323	10,373	11,460	12,672
85+	2,957	3,223	3,608	4,000	4,406
남자 Male	496,437	500,022	504,693	509,485	515,790
0-14	44	44	43	45	45
15-19	3,222	2,861	2,802	2,838	3,068
20-24	8,859	9,378	10,013	10,728	11,670
25-29	31,284	30,348	29,306	28,326	27,966
30-34	54,643	53,638	52,862	52,032	51,377
35-39	65,966	64,844	63,808	62,799	61,909
40-44	66,150	66,423	66,759	66,996	67,257
45-49	52,527	54,878	57,351	59,885	62,474
50-54	47,717	48,278	48,918	49,559	50,272
55-59	42,696	43,232	43,837	44,458	45,121
60-64	45,385	44,330	43,284	42,191	41,060
65-69	36,738	37,478	38,185	38,840	39,455
70-74	22,083	23,836	25,659	27,525	29,403
75-79	12,671	13,386	14,111	14,845	15,598
80-84	4,905	5,358	5,863	6,352	6,873
85+	1,547	1,710	1,892	2,066	2,242
여자 Female	113,407	117,799	124,129	129,275	135,261
0-14	39	37	36	36	36
15-19	2,805	2,373	2,321	2,370	2,561
20-24	7,505	7,833	8,718	9,473	10,401
25-29	4,798	5,750	6,300	6,641	7,135
30-34	4,461	5,162	5,725	6,116	6,458
35-39	6,312	6,650	6,884	7,072	7,412
40-44	8,006	8,699	9,314	9,644	9,827
45-49	7,514	8,239	8,903	9,604	10,272
50-54	8,232	8,330	8,578	8,710	8,980
55-59	10,084	9,681	9,497	9,395	9,494
60-64	13,093	12,945	13,021	12,777	12,302
65-69	14,789	15,102	15,411	15,617	15,796
70-74	12,368	12,705	13,756	14,681	15,589
75-79	8,381	8,815	9,439	10,097	11,035
80-84	3,610	3,965	4,510	5,108	5,799
85+	1,410	1,513	1,716	1,934	2,164

10. 시도, 가구주의 성 및 연령별 가구(계속)
Households by Household Head's Sex and Age for Provinces(Cont'd)

[Chungnam]

Unit : household

	2005	2006	2007	2008	2009
합계 Both sexes	664,429	671,853	681,897	692,015	701,933
0-14	85	90	92	92	90
15-19	6,140	5,483	5,024	4,912	4,834
20-24	24,557	23,606	22,565	21,478	20,522
25-29	35,921	34,506	34,555	34,069	33,296
30-34	57,237	55,678	54,218	52,882	51,750
35-39	68,873	70,580	72,163	73,538	74,376
40-44	77,378	77,001	76,278	76,565	76,946
45-49	75,839	79,997	82,519	83,466	83,976
50-54	60,352	63,631	67,828	72,642	77,213
55-59	55,643	55,819	56,541	57,892	59,739
60-64	52,032	50,942	51,288	52,141	54,061
65-69	55,511	54,364	53,792	52,771	51,232
70-74	47,836	49,761	50,705	50,858	50,962
75-79	28,539	30,332	32,764	35,482	37,976
80-84	13,665	14,715	15,627	16,692	17,828
85+	4,821	5,348	5,938	6,535	7,132
남자 Male	522,800	528,226	537,209	546,624	556,007
0-14	48	50	52	52	51
15-19	3,309	3,057	2,901	2,888	2,846
20-24	12,775	11,833	11,033	10,572	10,305
25-29	28,158	26,297	26,092	25,426	24,552
30-34	50,576	48,758	47,296	46,016	44,981
35-39	61,133	62,285	63,464	64,570	65,204
40-44	67,484	67,118	66,460	66,664	66,923
45-49	65,022	68,791	71,063	71,959	72,507
50-54	51,073	53,980	57,805	62,164	66,307
55-59	45,798	46,005	46,732	48,056	49,815
60-64	39,971	39,265	39,986	41,169	43,363
65-69	39,991	39,441	39,460	39,064	38,171
70-74	31,290	33,356	34,486	34,825	35,122
75-79	16,379	17,407	19,079	21,031	22,769
80-84	7,365	7,902	8,309	8,864	9,472
85+	2,428	2,681	2,991	3,304	3,619
여자 Female	141,629	143,627	144,688	145,391	145,926
0-14	37	40	40	40	39
15-19	2,831	2,426	2,123	2,024	1,988
20-24	11,782	11,773	11,532	10,906	10,217
25-29	7,763	8,209	8,463	8,643	8,744
30-34	6,661	6,920	6,922	6,866	6,769
35-39	7,740	8,295	8,699	8,968	9,172
40-44	9,894	9,883	9,818	9,901	10,023
45-49	10,817	11,206	11,456	11,507	11,469
50-54	9,279	9,651	10,023	10,478	10,906
55-59	9,845	9,814	9,809	9,836	9,924
60-64	12,061	11,677	11,302	10,972	10,698
65-69	15,520	14,923	14,332	13,707	13,061
70-74	16,546	16,405	16,219	16,033	15,840
75-79	12,160	12,925	13,685	14,451	15,207
80-84	6,300	6,813	7,318	7,828	8,356
85+	2,393	2,667	2,947	3,231	3,513

10. 시도, 가구주의 성 및 연령별 가구(계속)
Households by Household Head's Sex and Age for Provinces(Cont'd)

[충남]

단위 : 가구

	2010	2011	2012	2013	2014
합계 Both sexes	711,711	721,407	730,821	739,947	748,925
0-14	89	88	86	86	85
15-19	4,984	5,209	5,335	5,435	5,454
20-24	19,440	18,101	17,675	17,886	18,273
25-29	32,078	30,799	29,149	27,777	26,766
30-34	51,679	52,340	52,456	51,536	49,958
35-39	73,794	71,965	70,406	68,781	67,618
40-44	77,873	79,837	81,917	83,621	84,687
45-49	84,240	83,604	82,957	83,407	84,017
50-54	81,344	85,267	87,969	89,012	89,588
55-59	62,726	66,948	71,395	76,469	81,253
60-64	55,948	57,161	57,918	59,312	61,270
65-69	50,092	49,413	49,617	50,606	52,803
70-74	50,330	49,432	49,299	48,467	47,012
75-79	40,400	42,615	43,389	43,534	43,672
80-84	18,937	20,236	22,244	24,304	25,983
85+	7,757	8,392	9,009	9,714	10,486
남자 Male	565,165	574,149	582,732	591,046	599,210
0-14	50	49	48	48	49
15-19	2,925	3,049	3,138	3,201	3,199
20-24	9,866	9,140	8,886	8,967	9,113
25-29	23,340	21,981	20,493	19,508	18,913
30-34	44,907	45,549	45,568	44,531	42,872
35-39	64,557	62,745	61,321	59,823	58,817
40-44	67,656	69,270	70,939	72,367	73,209
45-49	72,876	72,436	71,929	72,320	72,767
50-54	70,009	73,584	76,070	77,129	77,795
55-59	52,675	56,524	60,571	65,159	69,523
60-64	45,492	46,666	47,480	48,869	50,691
65-69	37,672	37,648	38,504	39,783	41,940
70-74	34,701	34,382	34,509	34,240	33,546
75-79	24,428	26,054	26,762	26,975	27,217
80-84	10,053	10,800	11,918	13,164	14,212
85+	3,958	4,272	4,596	4,962	5,347
여자 Female	146,546	147,258	148,089	148,901	149,715
0-14	39	39	38	38	36
15-19	2,059	2,160	2,197	2,234	2,255
20-24	9,574	8,961	8,789	8,919	9,160
25-29	8,738	8,818	8,656	8,269	7,853
30-34	6,772	6,791	6,888	7,005	7,086
35-39	9,237	9,220	9,085	8,958	8,801
40-44	10,217	10,567	10,978	11,254	11,478
45-49	11,364	11,168	11,028	11,087	11,250
50-54	11,335	11,683	11,899	11,883	11,793
55-59	10,051	10,424	10,824	11,310	11,730
60-64	10,456	10,495	10,438	10,443	10,579
65-69	12,420	11,765	11,113	10,823	10,863
70-74	15,629	15,050	14,790	14,227	13,466
75-79	15,972	16,561	16,627	16,559	16,455
80-84	8,884	9,436	10,326	11,140	11,771
85+	3,799	4,120	4,413	4,752	5,139

10. 시도, 가구주의 성 및 연령별 가구(계속)
Households by Household Head's Sex and Age for Provinces(Cont'd)

[Chungnam]

Unit : household

	2015	2016	2017	2018	2019
합계 Both sexes	757,746	766,331	774,474	782,315	789,892
0-14	79	71	68	67	65
15-19	5,433	5,384	5,333	5,351	5,288
20-24	18,913	19,534	19,917	20,066	20,064
25-29	25,681	24,289	23,922	24,267	24,704
30-34	47,624	45,145	42,410	40,339	38,871
35-39	67,844	68,966	69,258	68,007	65,853
40-44	84,173	82,248	80,585	78,898	77,778
45-49	85,232	87,543	89,938	91,917	93,206
50-54	89,944	89,370	88,762	89,367	90,138
55-59	85,550	89,665	92,519	93,654	94,274
60-64	64,368	68,636	73,144	78,272	83,069
65-69	55,083	56,293	57,077	58,499	60,492
70-74	46,122	45,656	45,981	47,009	49,151
75-79	42,944	42,353	42,445	41,851	40,718
80-84	27,525	29,108	29,839	30,167	30,455
85+	11,231	12,070	13,276	14,584	15,766
남자 Male	607,213	614,990	622,401	629,529	636,411
0-14	45	40	38	37	36
15-19	3,151	3,100	3,082	3,076	3,034
20-24	9,460	9,813	10,024	10,118	10,079
25-29	18,227	17,212	16,917	17,130	17,371
30-34	40,540	37,987	35,337	33,507	32,312
35-39	59,052	60,166	60,342	58,945	56,680
40-44	72,638	70,781	69,337	67,851	66,945
45-49	73,743	75,682	77,643	79,336	80,386
50-54	78,290	77,934	77,488	78,032	78,636
55-59	73,420	77,180	79,825	80,993	81,745
60-64	53,619	57,512	61,633	66,264	70,649
65-69	44,001	45,142	45,953	47,350	49,160
70-74	33,183	33,313	34,247	35,512	37,537
75-79	26,921	26,769	27,007	26,880	26,438
80-84	15,190	16,192	16,708	16,927	17,163
85+	5,733	6,167	6,820	7,571	8,240
여자 Female	150,533	151,341	152,073	152,786	153,481
0-14	34	31	30	30	29
15-19	2,282	2,284	2,251	2,275	2,254
20-24	9,453	9,721	9,893	9,948	9,985
25-29	7,454	7,077	7,005	7,137	7,333
30-34	7,084	7,158	7,073	6,832	6,559
35-39	8,792	8,800	8,916	9,062	9,173
40-44	11,535	11,467	11,248	11,047	10,833
45-49	11,489	11,861	12,295	12,581	12,820
50-54	11,654	11,436	11,274	11,335	11,502
55-59	12,130	12,485	12,694	12,661	12,529
60-64	10,749	11,124	11,511	12,008	12,420
65-69	11,082	11,151	11,124	11,149	11,332
70-74	12,939	12,343	11,734	11,497	11,614
75-79	16,023	15,584	15,438	14,971	14,280
80-84	12,335	12,916	13,131	13,240	13,292
85+	5,498	5,903	6,456	7,013	7,526

10. 시도, 가구주의 성 및 연령별 가구(계속)

Households by Household Head's Sex and Age for Provinces(Cont'd)

[출 남]

단위 : 가구

	2020	2021	2022	2023	2024
합계 Both sexes	797,032	803,691	810,081	816,215	822,086
0-14	65	65	62	62	62
15-19	5,028	4,573	4,364	4,344	4,218
20-24	19,984	19,903	19,463	18,816	18,166
25-29	25,377	25,944	26,146	26,019	25,703
30-34	37,294	35,183	34,548	34,933	35,445
35-39	62,897	59,987	56,590	53,850	51,920
40-44	78,233	79,732	80,347	79,232	77,061
45-49	92,741	90,705	88,981	87,266	86,215
50-54	91,593	94,231	96,918	99,156	100,598
55-59	94,637	94,033	93,445	94,058	94,862
60-64	87,342	91,447	94,256	95,326	95,917
65-69	63,586	67,804	72,246	77,323	82,067
70-74	51,348	52,570	53,480	54,947	56,990
75-79	39,959	39,574	39,959	40,996	42,952
80-84	30,064	29,877	30,192	29,917	29,171
85+	16,884	18,063	19,084	19,970	20,739
남자 Male	642,936	649,144	655,276	661,300	667,066
0-14	36	36	35	35	35
15-19	2,874	2,631	2,497	2,498	2,416
20-24	9,971	9,867	9,709	9,435	9,156
25-29	17,809	18,171	18,264	18,141	17,852
30-34	31,005	29,232	28,700	29,017	29,403
35-39	53,711	50,699	47,422	45,019	43,469
40-44	67,432	68,937	69,437	68,186	65,923
45-49	79,870	77,925	76,461	74,994	74,205
50-54	79,841	82,088	84,333	86,276	87,483
55-59	82,302	81,972	81,594	82,220	82,928
60-64	74,533	78,303	80,920	82,061	82,833
65-69	52,031	55,820	59,826	64,340	68,602
70-74	39,413	40,468	41,308	42,663	44,427
75-79	26,191	26,389	27,316	28,482	30,205
80-84	17,032	17,060	17,342	17,338	17,107
85+	8,885	9,546	10,112	10,595	11,022
여자 Female	154,096	154,547	154,805	154,915	155,020
0-14	29	29	27	27	27
15-19	2,154	1,942	1,867	1,846	1,802
20-24	10,013	10,036	9,754	9,381	9,010
25-29	7,568	7,773	7,882	7,878	7,851
30-34	6,289	5,951	5,848	5,916	6,042
35-39	9,186	9,288	9,168	8,831	8,451
40-44	10,801	10,795	10,910	11,046	11,138
45-49	12,871	12,780	12,520	12,272	12,010
50-54	11,752	12,143	12,585	12,880	13,115
55-59	12,335	12,061	11,851	11,838	11,934
60-64	12,809	13,144	13,336	13,265	13,084
65-69	11,555	11,984	12,420	12,983	13,465
70-74	11,935	12,102	12,172	12,284	12,563
75-79	13,768	13,185	12,643	12,514	12,747
80-84	13,032	12,817	12,850	12,579	12,064
85+	7,999	8,517	8,972	9,375	9,717

10. 시도, 가구주의 성 및 연령별 가구(계속)
Households by Household Head's Sex and Age for Provinces(Cont'd)

[Chungnam]

Unit : household

	2025	2026	2027	2028	2029	2030
합계 Both sexes	827,742	832,939	837,754	842,386	846,650	850,636
0-14	61	60	58	57	57	57
15-19	4,221	4,102	3,931	3,888	3,845	3,801
20-24	17,181	16,225	15,715	15,382	14,952	14,745
25-29	25,361	24,953	24,093	22,989	21,966	20,583
30-34	36,292	36,980	37,080	36,726	36,050	35,340
35-39	49,896	47,391	46,745	47,341	48,078	49,150
40-44	73,922	70,823	67,120	64,121	61,956	59,704
45-49	86,902	88,760	89,621	88,499	86,155	82,789
50-54	100,147	98,006	96,243	94,545	93,579	94,502
55-59	96,399	99,212	102,085	104,497	106,091	105,694
60-64	96,261	95,607	94,978	95,575	96,378	97,915
65-69	86,283	90,314	93,086	94,148	94,701	95,047
70-74	60,041	64,128	68,448	73,378	77,977	82,094
75-79	44,957	46,124	47,071	48,510	50,517	53,352
80-84	28,671	28,546	29,054	29,958	31,521	33,106
85+	21,147	21,708	22,426	22,772	22,827	22,757
남자 Male	672,552	677,618	682,421	686,885	690,944	694,606
0-14	35	34	33	33	33	33
15-19	2,420	2,359	2,268	2,246	2,226	2,202
20-24	8,624	8,086	7,774	7,609	7,355	7,258
25-29	17,536	17,185	16,625	15,860	15,167	14,174
30-34	30,087	30,630	30,680	30,347	29,723	29,067
35-39	41,840	39,803	39,319	39,858	40,465	41,353
40-44	62,822	59,653	56,134	53,581	51,926	50,166
45-49	74,944	76,824	77,583	76,340	73,927	70,625
50-54	86,998	84,961	83,476	82,021	81,312	82,274
55-59	84,272	86,734	89,197	91,350	92,747	92,328
60-64	83,416	83,096	82,754	83,425	84,201	85,639
65-69	72,366	76,020	78,583	79,711	80,458	81,071
70-74	47,150	50,678	54,426	58,617	62,588	66,102
75-79	31,769	32,671	33,471	34,693	36,293	38,656
80-84	17,008	17,282	18,083	18,948	20,187	21,285
85+	11,265	11,602	12,015	12,246	12,336	12,373
여자 Female	155,190	155,321	155,333	155,501	155,706	156,030
0-14	26	26	25	24	24	24
15-19	1,801	1,743	1,663	1,642	1,619	1,599
20-24	8,557	8,139	7,941	7,773	7,597	7,487
25-29	7,825	7,768	7,468	7,129	6,799	6,409
30-34	6,205	6,350	6,400	6,379	6,327	6,273
35-39	8,056	7,588	7,426	7,483	7,613	7,797
40-44	11,100	11,170	10,986	10,540	10,030	9,538
45-49	11,958	11,936	12,038	12,159	12,228	12,164
50-54	13,149	13,045	12,767	12,524	12,267	12,228
55-59	12,127	12,478	12,888	13,147	13,344	13,366
60-64	12,845	12,511	12,224	12,150	12,177	12,276
65-69	13,917	14,294	14,503	14,437	14,243	13,976
70-74	12,891	13,450	14,022	14,761	15,389	15,992
75-79	13,188	13,453	13,600	13,817	14,224	14,696
80-84	11,663	11,264	10,971	11,010	11,334	11,821
85+	9,882	10,106	10,411	10,526	10,491	10,384

10. 시도, 가구주의 성 및 연령별 가구(계속)
Households by Household Head's Sex and Age for Provinces(Cont'd)

[전 북]

단위 : 가구

	2000	2001	2002	2003	2004
합계 Both sexes	614,084	620,600	625,012	627,071	628,189
0-14	107	106	109	116	119
15-19	4,326	4,272	4,100	3,929	3,813
20-24	15,045	15,879	16,246	16,452	16,333
25-29	34,070	33,549	31,793	29,658	27,374
30-34	58,143	57,107	55,675	53,865	51,685
35-39	71,020	69,652	67,992	66,197	64,455
40-44	74,798	74,957	74,803	74,174	73,188
45-49	62,613	64,912	67,215	69,631	71,787
50-54	61,030	61,074	60,889	60,469	60,334
55-59	54,448	55,178	55,968	56,808	57,992
60-64	56,937	56,473	56,061	55,211	53,938
65-69	50,891	52,162	53,234	54,132	54,636
70-74	36,560	38,555	40,945	43,186	45,797
75-79	21,824	23,236	24,961	26,563	28,321
80-84	9,173	10,055	11,137	12,331	13,582
85+	3,099	3,433	3,884	4,349	4,835
남자 Male	482,158	482,349	481,092	479,481	477,647
0-14	48	47	48	52	53
15-19	2,291	2,184	2,096	1,998	1,910
20-24	7,589	8,082	8,111	8,208	8,247
25-29	28,464	27,131	25,016	22,773	20,503
30-34	52,847	50,965	48,960	46,814	44,532
35-39	63,644	61,874	60,028	58,152	56,299
40-44	65,270	64,628	63,934	63,120	62,264
45-49	53,623	55,164	56,807	58,510	60,160
50-54	50,984	50,788	50,562	50,317	50,186
55-59	42,994	43,893	44,807	45,730	46,709
60-64	42,141	41,624	41,086	40,487	39,805
65-69	33,162	34,039	34,848	35,619	36,350
70-74	21,249	22,644	24,053	25,490	26,941
75-79	11,788	12,587	13,383	14,166	14,959
80-84	4,648	5,097	5,564	6,060	6,555
85+	1,416	1,602	1,789	1,985	2,174
여자 Female	131,926	138,251	143,920	147,590	150,542
0-14	59	59	61	64	66
15-19	2,035	2,088	2,004	1,931	1,903
20-24	7,456	7,797	8,135	8,244	8,086
25-29	5,606	6,418	6,777	6,885	6,871
30-34	5,296	6,142	6,715	7,051	7,153
35-39	7,376	7,778	7,964	8,045	8,156
40-44	9,528	10,329	10,869	11,054	10,924
45-49	8,990	9,748	10,408	11,121	11,627
50-54	10,046	10,286	10,327	10,152	10,148
55-59	11,454	11,285	11,161	11,078	11,283
60-64	14,796	14,849	14,975	14,724	14,133
65-69	17,729	18,123	18,386	18,513	18,286
70-74	15,311	15,911	16,892	17,696	18,856
75-79	10,036	10,649	11,578	12,397	13,362
80-84	4,525	4,958	5,573	6,271	7,027
85+	1,683	1,831	2,095	2,364	2,661

10. 시도, 가구주의 성 및 연령별 가구(계속)
Households by Household Head's Sex and Age for Provinces(Cont'd)

[Jeonbuk]

Unit : household

	2005	2006	2007	2008	2009
합계 Both sexes	629,032	626,888	626,113	625,590	624,921
0-14	121	124	125	125	120
15-19	3,650	3,700	3,744	3,696	3,603
20-24	16,004	14,982	14,105	13,464	13,086
25-29	25,431	23,905	22,909	22,091	21,634
30-34	49,251	46,735	43,012	39,870	36,619
35-39	62,715	62,431	62,101	61,644	60,369
40-44	72,127	70,919	69,360	68,060	67,265
45-49	73,741	75,571	76,194	75,656	74,618
50-54	60,464	62,010	65,771	69,584	71,850
55-59	59,414	58,637	56,613	55,855	56,572
60-64	52,711	51,235	51,412	52,126	53,889
65-69	54,804	54,114	54,088	52,839	50,711
70-74	48,165	48,957	49,643	49,851	49,810
75-79	30,665	32,107	33,621	35,511	37,753
80-84	14,425	15,574	16,951	18,082	19,257
85+	5,344	5,887	6,464	7,136	7,765
남자 Male	475,639	473,597	473,489	473,708	473,835
0-14	53	55	55	55	52
15-19	1,838	1,864	1,865	1,869	1,806
20-24	8,124	7,607	7,120	6,693	6,433
25-29	18,399	16,961	16,193	15,600	15,331
30-34	42,148	39,756	36,327	33,562	30,724
35-39	54,435	53,957	53,515	52,992	51,827
40-44	61,326	60,406	59,158	58,070	57,412
45-49	61,730	63,365	63,984	63,699	63,041
50-54	50,095	51,377	54,851	58,295	60,315
55-59	47,778	47,290	45,651	45,240	46,173
60-64	39,124	38,026	38,544	39,562	41,545
65-69	36,989	36,881	37,421	36,787	35,315
70-74	28,426	29,428	30,389	30,861	31,110
75-79	15,798	16,522	17,320	18,488	19,984
80-84	6,995	7,499	8,226	8,711	9,231
85+	2,381	2,603	2,870	3,224	3,536
여자 Female	153,393	153,291	152,624	151,882	151,086
0-14	68	69	70	70	68
15-19	1,812	1,836	1,879	1,827	1,797
20-24	7,880	7,375	6,985	6,771	6,653
25-29	7,032	6,944	6,716	6,491	6,303
30-34	7,103	6,979	6,685	6,308	5,895
35-39	8,280	8,474	8,586	8,652	8,542
40-44	10,801	10,513	10,202	9,990	9,853
45-49	12,011	12,206	12,210	11,957	11,577
50-54	10,369	10,633	10,920	11,289	11,535
55-59	11,636	11,347	10,962	10,615	10,399
60-64	13,587	13,209	12,868	12,564	12,344
65-69	17,815	17,233	16,667	16,052	15,396
70-74	19,739	19,529	19,254	18,990	18,700
75-79	14,867	15,585	16,301	17,023	17,769
80-84	7,430	8,075	8,725	9,371	10,026
85+	2,963	3,284	3,594	3,912	4,229

10. 시도, 가구주의 성 및 연령별 가구(계속)

Households by Household Head's Sex and Age for Provinces(Cont'd)

[전 북]

단위 : 가구

	2010	2011	2012	2013	2014
합계 Both sexes	624,311	623,668	622,808	621,912	620,866
0-14	117	110	105	100	95
15-19	3,595	3,663	3,688	3,699	3,567
20-24	12,906	12,759	12,857	12,900	13,015
25-29	20,894	20,071	19,256	18,648	18,339
30-34	34,469	32,998	32,296	31,691	31,441
35-39	57,820	54,598	50,601	47,060	43,523
40-44	67,001	66,633	66,680	66,490	65,377
45-49	72,847	71,612	70,256	69,169	68,633
50-54	73,726	75,142	75,917	75,499	74,597
55-59	57,743	60,142	63,992	67,872	70,072
60-64	56,066	56,551	54,422	53,748	54,633
65-69	49,110	48,019	47,984	48,751	50,866
70-74	49,234	49,038	49,575	48,599	46,465
75-79	39,940	41,488	42,183	42,443	42,336
80-84	20,554	21,842	23,074	24,558	26,467
85+	8,289	9,002	9,922	10,685	11,440
남자 Male	473,962	474,004	473,799	473,553	473,188
0-14	52	48	47	44	42
15-19	1,782	1,815	1,834	1,847	1,771
20-24	6,286	6,110	6,072	6,057	6,036
25-29	14,867	14,301	13,661	13,086	12,762
30-34	28,811	27,519	27,000	26,518	26,340
35-39	49,559	46,676	43,091	39,990	36,901
40-44	57,219	56,811	56,773	56,508	55,501
45-49	61,733	60,888	59,882	59,002	58,546
50-54	61,981	63,299	64,049	63,884	63,342
55-59	47,513	49,734	53,199	56,604	58,605
60-64	43,932	44,559	43,023	42,714	43,730
65-69	34,370	34,032	34,708	35,764	37,619
70-74	30,819	31,080	31,632	31,179	30,034
75-79	21,439	22,550	23,190	23,525	23,772
80-84	9,857	10,512	11,095	11,900	12,893
85+	3,742	4,070	4,543	4,931	5,294
여자 Female	150,349	149,664	149,009	148,359	147,678
0-14	65	62	58	56	53
15-19	1,813	1,848	1,854	1,852	1,796
20-24	6,620	6,649	6,785	6,843	6,979
25-29	6,027	5,770	5,595	5,562	5,577
30-34	5,658	5,479	5,296	5,173	5,101
35-39	8,261	7,922	7,510	7,070	6,622
40-44	9,782	9,822	9,907	9,982	9,876
45-49	11,114	10,724	10,374	10,167	10,087
50-54	11,745	11,843	11,868	11,615	11,255
55-59	10,230	10,408	10,793	11,268	11,467
60-64	12,134	11,992	11,399	11,034	10,903
65-69	14,740	13,987	13,276	12,987	13,247
70-74	18,415	17,958	17,943	17,420	16,431
75-79	18,501	18,938	18,993	18,918	18,564
80-84	10,697	11,330	11,979	12,658	13,574
85+	4,547	4,932	5,379	5,754	6,146

10. 시도, 가구주의 성 및 연령별 가구(계속)
Households by Household Head's Sex and Age for Provinces(Cont'd)

[Jeonbuk]

Unit : household

	2015	2016	2017	2018	2019
합계 Both sexes	619,606	618,261	616,661	614,883	612,869
0-14	88	76	70	67	62
15-19	3,445	3,273	3,126	2,960	2,836
20-24	13,195	13,438	13,435	13,318	12,857
25-29	18,278	18,231	18,525	18,796	19,059
30-34	30,646	29,610	28,478	27,528	27,057
35-39	41,324	39,979	39,441	38,946	38,749
40-44	62,861	59,541	55,373	51,687	48,021
45-49	68,661	68,515	68,746	68,674	67,650
50-54	72,978	71,861	70,612	69,634	69,203
55-59	71,835	73,247	74,044	73,691	72,832
60-64	55,964	58,313	62,015	65,788	67,951
65-69	53,419	53,955	51,984	51,354	52,246
70-74	44,930	44,069	44,171	44,966	47,039
75-79	41,763	41,809	42,497	41,792	40,079
80-84	27,929	29,147	29,863	30,284	30,493
85+	12,290	13,197	14,281	15,398	16,735
남자 Male	472,732	472,189	471,501	470,649	469,629
0-14	38	34	31	30	27
15-19	1,717	1,623	1,541	1,461	1,385
20-24	6,072	6,211	6,242	6,204	5,957
25-29	12,644	12,497	12,598	12,740	12,822
30-34	25,712	24,833	23,793	22,843	22,333
35-39	34,959	33,809	33,462	33,098	32,962
40-44	53,288	50,367	46,686	43,514	40,363
45-49	58,569	58,380	58,517	58,375	57,453
50-54	62,136	61,405	60,500	59,720	59,359
55-59	60,249	61,591	62,379	62,283	61,801
60-64	45,110	47,272	50,577	53,825	55,774
65-69	39,810	40,427	39,082	38,832	39,845
70-74	29,326	29,174	29,915	30,942	32,651
75-79	23,619	23,932	24,504	24,199	23,354
80-84	13,840	14,569	15,083	15,408	15,698
85+	5,643	6,065	6,591	7,175	7,845
여자 Female	146,874	146,072	145,160	144,234	143,240
0-14	50	42	39	37	35
15-19	1,728	1,650	1,585	1,499	1,451
20-24	7,123	7,227	7,193	7,114	6,900
25-29	5,634	5,734	5,927	6,056	6,237
30-34	4,934	4,777	4,685	4,685	4,724
35-39	6,365	6,170	5,979	5,848	5,787
40-44	9,573	9,174	8,687	8,173	7,658
45-49	10,092	10,135	10,229	10,299	10,197
50-54	10,842	10,456	10,112	9,914	9,844
55-59	11,586	11,656	11,665	11,408	11,031
60-64	10,854	11,041	11,438	11,963	12,177
65-69	13,609	13,528	12,902	12,522	12,401
70-74	15,604	14,895	14,256	14,024	14,388
75-79	18,144	17,877	17,993	17,593	16,725
80-84	14,089	14,578	14,780	14,876	14,795
85+	6,647	7,132	7,690	8,223	8,890

10. 시도, 가구주의 성 및 연령별 가구(계속)
Households by Household Head's Sex and Age for Provinces(Cont'd)

[전 북]

단위 : 가구

	2020	2021	2022	2023	2024
합계 Both sexes	610,601	608,155	605,640	603,029	600,258
0-14	62	58	55	51	51
15-19	2,582	2,286	2,080	1,948	1,810
20-24	12,446	11,912	11,317	10,599	9,898
25-29	19,318	19,627	19,572	19,338	18,659
30-34	26,975	26,883	27,281	27,690	28,075
35-39	37,829	36,669	35,373	34,312	33,922
40-44	45,794	44,512	44,106	43,749	43,718
45-49	65,124	61,798	57,567	53,894	50,208
50-54	69,345	69,324	69,672	69,686	68,725
55-59	71,265	70,183	68,991	68,049	67,645
60-64	69,715	71,102	71,900	71,574	70,759
65-69	53,611	55,905	59,438	63,085	65,222
70-74	49,464	50,049	48,368	47,869	48,780
75-79	38,820	38,183	38,460	39,264	41,182
80-84	30,323	30,632	31,448	31,075	29,882
85+	17,928	19,032	20,012	20,846	21,722
남자 Male	468,418	467,094	465,776	464,385	462,807
0-14	27	26	25	23	23
15-19	1,259	1,126	1,014	953	889
20-24	5,733	5,411	5,134	4,820	4,494
25-29	12,908	13,088	13,044	12,871	12,382
30-34	22,168	21,945	22,145	22,443	22,680
35-39	32,217	31,230	30,034	28,993	28,572
40-44	38,431	37,370	37,195	36,991	37,042
45-49	55,244	52,323	48,593	45,450	42,308
50-54	59,477	59,387	59,621	59,545	58,669
55-59	60,668	59,984	59,155	58,431	58,118
60-64	57,403	58,713	59,492	59,438	59,021
65-69	41,214	43,269	46,320	49,326	51,165
70-74	34,624	35,241	34,174	34,034	34,995
75-79	22,867	22,901	23,704	24,606	26,000
80-84	15,705	16,045	16,574	16,463	15,968
85+	8,473	9,035	9,552	9,998	10,481
여자 Female	142,183	141,061	139,864	138,644	137,451
0-14	35	32	30	28	28
15-19	1,323	1,160	1,066	995	921
20-24	6,713	6,501	6,183	5,779	5,404
25-29	6,410	6,539	6,528	6,467	6,277
30-34	4,807	4,938	5,136	5,247	5,395
35-39	5,612	5,439	5,339	5,319	5,350
40-44	7,363	7,142	6,911	6,758	6,676
45-49	9,880	9,475	8,974	8,444	7,900
50-54	9,868	9,937	10,051	10,141	10,056
55-59	10,597	10,199	9,836	9,618	9,527
60-64	12,312	12,389	12,408	12,136	11,738
65-69	12,397	12,636	13,118	13,759	14,057
70-74	14,840	14,808	14,194	13,835	13,785
75-79	15,953	15,282	14,756	14,658	15,182
80-84	14,618	14,587	14,874	14,612	13,914
85+	9,455	9,997	10,460	10,848	11,241

10. 시도, 가구주의 성 및 연령별 가구(계속)
Households by Household Head's Sex and Age for Provinces(Cont'd)

[Jeonbuk]

Unit : household

	2025	2026	2027	2028	2029	2030
합계 Both sexes	597,398	594,274	590,894	587,517	584,036	580,404
0-14	48	48	49	48	48	47
15-19	1,715	1,582	1,461	1,393	1,329	1,281
20-24	8,989	8,143	7,490	6,954	6,449	6,049
25-29	18,090	17,320	16,391	15,282	14,254	13,009
30-34	28,475	28,942	28,870	28,467	27,424	26,518
35-39	33,940	33,920	34,499	35,074	35,657	36,176
40-44	42,884	41,746	40,448	39,396	39,061	39,184
45-49	48,079	46,923	46,666	46,431	46,506	45,701
50-54	66,213	62,874	58,607	54,932	51,247	49,166
55-59	67,794	67,774	68,136	68,187	67,261	64,836
60-64	69,252	68,241	67,075	66,174	65,814	65,960
65-69	66,960	68,345	69,163	68,859	68,058	66,628
70-74	50,163	52,413	55,792	59,323	61,434	63,181
75-79	43,438	44,050	42,705	42,362	43,327	44,733
80-84	29,038	28,837	29,442	30,278	31,956	33,864
85+	22,320	23,116	24,100	24,357	24,211	24,071
남자 Male	461,137	459,251	457,117	454,869	452,411	449,783
0-14	21	21	22	22	22	21
15-19	831	761	698	664	631	607
20-24	4,058	3,641	3,280	2,995	2,719	2,490
25-29	11,971	11,394	10,777	10,060	9,380	8,556
30-34	22,934	23,296	23,232	22,877	22,000	21,240
35-39	28,505	28,362	28,735	29,200	29,630	29,985
40-44	36,422	35,502	34,334	33,302	32,932	32,966
45-49	40,482	39,564	39,553	39,489	39,656	39,084
50-54	56,462	53,530	49,756	46,603	43,445	41,654
55-59	58,271	58,212	58,484	58,464	57,640	55,515
60-64	57,986	57,408	56,651	56,006	55,771	55,960
65-69	52,716	53,982	54,746	54,727	54,381	53,492
70-74	36,323	38,256	41,049	43,791	45,516	47,001
75-79	27,639	28,169	27,352	27,306	28,256	29,491
80-84	15,719	15,900	16,672	17,445	18,549	19,841
85+	10,797	11,253	11,776	11,918	11,883	11,880
여자 Female	136,261	135,023	133,777	132,648	131,625	130,621
0-14	27	27	27	26	26	26
15-19	884	821	763	729	698	674
20-24	4,931	4,502	4,210	3,959	3,730	3,559
25-29	6,119	5,926	5,614	5,222	4,874	4,453
30-34	5,541	5,646	5,638	5,590	5,424	5,278
35-39	5,435	5,558	5,764	5,874	6,027	6,191
40-44	6,462	6,244	6,114	6,094	6,129	6,218
45-49	7,597	7,359	7,113	6,942	6,850	6,617
50-54	9,751	9,344	8,851	8,329	7,802	7,512
55-59	9,523	9,562	9,652	9,723	9,621	9,321
60-64	11,266	10,833	10,424	10,168	10,043	10,000
65-69	14,244	14,363	14,417	14,132	13,677	13,136
70-74	13,840	14,157	14,743	15,532	15,918	16,180
75-79	15,799	15,881	15,353	15,056	15,071	15,242
80-84	13,319	12,937	12,770	12,833	13,407	14,023
85+	11,523	11,863	12,324	12,439	12,328	12,191

10. 시도, 가구주의 성 및 연령별 가구(계속)
Households by Household Head's Sex and Age for Provinces(Cont'd)

[전남]

단위 : 가구

	2000	2001	2002	2003	2004
합계 Both sexes	669,724	670,081	670,468	670,874	671,275
0-14	113	114	113	117	116
15-19	4,056	3,671	3,282	2,903	2,516
20-24	9,103	8,976	8,851	8,721	8,598
25-29	29,775	28,003	26,236	24,469	22,704
30-34	57,729	55,214	52,697	50,187	47,671
35-39	70,452	68,682	66,913	65,142	63,374
40-44	72,955	72,411	71,874	71,335	70,798
45-49	62,236	64,090	65,949	67,804	69,665
50-54	64,310	63,743	63,175	62,610	62,042
55-59	64,143	63,967	63,799	63,624	63,456
60-64	73,698	71,610	69,526	67,449	65,366
65-69	65,025	66,362	67,697	69,043	70,379
70-74	48,503	51,175	53,850	56,529	59,204
75-79	30,674	32,788	34,906	37,021	39,140
80-84	12,193	13,924	15,658	17,387	19,122
85+	4,759	5,351	5,942	6,533	7,124
남자 Male	516,626	513,415	510,237	507,042	503,878
0-14	60	59	58	62	61
15-19	1,723	1,574	1,424	1,279	1,131
20-24	4,788	4,654	4,525	4,392	4,265
25-29	25,775	23,814	21,853	19,895	17,936
30-34	53,655	50,866	48,075	45,284	42,494
35-39	64,230	62,410	60,591	58,769	56,951
40-44	65,009	64,322	63,639	62,952	62,269
45-49	54,028	55,504	56,983	58,460	59,941
50-54	53,810	53,382	52,956	52,529	52,103
55-59	49,828	49,989	50,155	50,315	50,481
60-64	52,957	51,562	50,171	48,778	47,388
65-69	40,827	42,009	43,190	44,373	45,555
70-74	26,745	28,343	29,945	31,545	33,147
75-79	15,478	16,333	17,193	18,050	18,911
80-84	5,762	6,423	7,087	7,748	8,413
85+	1,951	2,171	2,392	2,611	2,832
여자 Female	153,098	156,666	160,231	163,832	167,397
0-14	53	55	55	55	55
15-19	2,333	2,097	1,858	1,624	1,385
20-24	4,315	4,322	4,326	4,329	4,333
25-29	4,000	4,189	4,383	4,574	4,768
30-34	4,074	4,348	4,622	4,903	5,177
35-39	6,222	6,272	6,322	6,373	6,423
40-44	7,946	8,089	8,235	8,383	8,529
45-49	8,208	8,586	8,966	9,344	9,724
50-54	10,500	10,361	10,219	10,081	9,939
55-59	14,315	13,978	13,644	13,309	12,975
60-64	20,741	20,048	19,355	18,671	17,978
65-69	24,198	24,353	24,507	24,670	24,824
70-74	21,758	22,832	23,905	24,984	26,057
75-79	15,196	16,455	17,713	18,971	20,229
80-84	6,431	7,501	8,571	9,639	10,709
85+	2,808	3,180	3,550	3,922	4,292

10. 시도, 가구주의 성 및 연령별 가구(계속)
Households by Household Head's Sex and Age for Provinces(Cont'd)

[Jeonnam]

Unit : household

	2005	2006	2007	2008	2009
합계 Both sexes	671,618	666,674	664,152	661,821	659,294
0-14	117	115	111	109	104
15-19	2,129	2,374	2,519	2,506	2,485
20-24	8,469	7,559	7,185	7,137	7,073
25-29	20,930	18,689	17,085	15,678	14,874
30-34	45,155	41,850	38,425	35,309	32,195
35-39	61,603	60,242	58,941	57,721	55,696
40-44	70,254	69,954	68,894	67,514	66,984
45-49	71,517	73,537	74,660	74,906	73,451
50-54	61,475	62,107	64,588	68,059	71,371
55-59	63,280	63,200	61,526	59,829	58,996
60-64	63,277	60,009	59,082	59,252	60,316
65-69	71,715	70,256	68,627	66,100	63,061
70-74	61,876	62,439	63,562	64,055	64,184
75-79	41,253	43,364	45,683	47,948	50,132
80-84	20,852	22,360	23,656	24,983	26,610
85+	7,716	8,619	9,608	10,715	11,762
남자 Male	500,653	496,926	495,738	494,788	493,626
0-14	60	63	62	61	59
15-19	980	1,032	1,092	1,088	1,084
20-24	4,129	3,839	3,660	3,589	3,372
25-29	15,973	13,833	12,535	11,464	11,011
30-34	39,704	36,579	33,405	30,576	27,750
35-39	55,130	53,712	52,383	51,214	49,361
40-44	61,582	61,562	60,782	59,623	59,224
45-49	61,415	63,419	64,639	65,149	64,105
50-54	51,675	52,328	54,823	58,211	61,449
55-59	50,642	51,059	49,940	48,825	48,502
60-64	45,992	43,529	43,376	44,289	46,059
65-69	46,736	46,376	45,844	44,431	42,531
70-74	34,745	35,628	37,050	37,858	38,315
75-79	19,765	20,949	22,375	23,744	25,024
80-84	9,073	9,717	10,147	10,602	11,340
85+	3,052	3,301	3,625	4,064	4,440
여자 Female	170,965	169,748	168,414	167,033	165,668
0-14	57	52	49	48	45
15-19	1,149	1,342	1,427	1,418	1,401
20-24	4,340	3,720	3,525	3,548	3,701
25-29	4,957	4,856	4,550	4,214	3,863
30-34	5,451	5,271	5,020	4,733	4,445
35-39	6,473	6,530	6,558	6,507	6,335
40-44	8,672	8,392	8,112	7,891	7,760
45-49	10,102	10,118	10,021	9,757	9,346
50-54	9,800	9,779	9,765	9,848	9,922
55-59	12,638	12,141	11,586	11,004	10,494
60-64	17,285	16,480	15,706	14,963	14,257
65-69	24,979	23,880	22,783	21,669	20,530
70-74	27,131	26,811	26,512	26,197	25,869
75-79	21,488	22,415	23,308	24,204	25,108
80-84	11,779	12,643	13,509	14,381	15,270
85+	4,664	5,318	5,983	6,651	7,322

10. 시도, 가구주의 성 및 연령별 가구(계속)
Households by Household Head's Sex and Age for Provinces(Cont'd)

[전남]

단위 : 가구

	2010	2011	2012	2013	2014
합계 Both sexes	656,511	653,499	650,092	646,488	642,609
0-14	101	96	91	86	80
15-19	2,495	2,529	2,483	2,456	2,413
20-24	7,296	7,768	8,212	8,365	8,506
25-29	13,991	13,356	12,942	12,921	12,726
30-34	29,736	27,349	25,520	23,872	23,125
35-39	52,850	49,323	45,507	41,860	38,306
40-44	66,005	64,651	63,603	62,507	60,508
45-49	72,335	72,028	71,160	69,960	69,672
50-54	72,914	74,534	75,778	76,113	74,694
55-59	60,234	61,305	63,909	67,584	70,962
60-64	60,712	61,687	59,964	58,236	57,596
65-69	59,733	56,863	55,824	56,184	57,633
70-74	64,724	64,059	62,886	60,730	57,801
75-79	52,129	53,337	54,598	55,123	55,154
80-84	28,452	30,660	32,674	34,501	36,154
85+	12,804	13,954	14,941	15,990	17,279
남자 Male	492,173	490,520	488,475	486,300	483,972
0-14	57	55	51	49	46
15-19	1,082	1,094	1,079	1,067	1,045
20-24	3,318	3,473	3,677	3,738	3,805
25-29	10,528	10,206	9,852	9,703	9,299
30-34	25,542	23,384	21,818	20,427	19,937
35-39	46,758	43,554	40,069	36,748	33,502
40-44	58,395	57,049	56,010	54,979	53,171
45-49	63,422	63,460	62,871	61,855	61,603
50-54	63,001	64,608	65,907	66,472	65,464
55-59	50,181	51,432	54,009	57,430	60,625
60-64	47,169	48,386	47,322	46,284	46,075
65-69	40,345	38,893	38,938	39,883	41,550
70-74	39,161	39,196	38,828	37,707	36,183
75-79	26,130	27,217	28,234	28,844	29,242
80-84	12,274	13,249	14,196	15,084	15,896
85+	4,810	5,264	5,614	6,030	6,529
여자 Female	164,338	162,979	161,617	160,188	158,637
0-14	44	41	40	37	34
15-19	1,413	1,435	1,404	1,389	1,368
20-24	3,978	4,295	4,535	4,627	4,701
25-29	3,463	3,150	3,090	3,218	3,427
30-34	4,194	3,965	3,702	3,445	3,188
35-39	6,092	5,769	5,438	5,112	4,804
40-44	7,610	7,602	7,593	7,528	7,337
45-49	8,913	8,568	8,289	8,105	8,069
50-54	9,913	9,926	9,871	9,641	9,230
55-59	10,053	9,873	9,900	10,154	10,337
60-64	13,543	13,301	12,642	11,952	11,521
65-69	19,388	17,970	16,886	16,301	16,083
70-74	25,563	24,863	24,058	23,023	21,618
75-79	25,999	26,120	26,364	26,279	25,912
80-84	16,178	17,411	18,478	19,417	20,258
85+	7,994	8,690	9,327	9,960	10,750

10. 시도, 가구주의 성 및 연령별 가구(계속)
Households by Household Head's Sex and Age for Provinces(Cont'd)

[Jeonnam]

Unit : household

	2015	2016	2017	2018	2019
합계 Both sexes	638,526	634,287	629,994	625,467	620,769
0-14	76	68	61	56	52
15-19	2,326	2,219	2,108	2,001	1,863
20-24	8,711	8,906	8,930	8,893	8,779
25-29	12,937	13,589	14,340	14,684	14,978
30-34	22,183	21,384	20,703	20,562	20,199
35-39	35,553	32,862	30,864	29,096	28,429
40-44	57,604	53,904	49,897	46,066	42,340
45-49	68,932	67,733	66,798	65,782	63,787
50-54	73,684	73,434	72,619	71,459	71,212
55-59	72,487	74,109	75,365	75,683	74,277
60-64	59,125	60,208	62,729	66,308	69,615
65-69	58,437	59,419	57,819	56,182	55,628
70-74	54,659	52,213	51,467	51,924	53,342
75-79	55,821	55,528	54,769	53,124	50,750
80-84	37,173	38,271	39,555	40,212	40,529
85+	18,818	20,440	21,970	23,435	24,989
남자 Male	481,582	479,107	476,635	474,031	471,313
0-14	44	38	36	33	30
15-19	1,000	943	890	854	791
20-24	3,898	4,008	4,038	4,015	3,960
25-29	9,234	9,582	10,066	10,280	10,464
30-34	19,296	18,738	18,103	17,868	17,328
35-39	31,007	28,558	26,838	25,329	24,936
40-44	50,537	47,229	43,619	40,176	36,814
45-49	60,923	59,735	58,815	57,878	56,085
50-54	64,835	64,952	64,443	63,492	63,305
55-59	62,178	63,829	65,182	65,784	64,844
60-64	47,813	49,064	51,525	54,772	57,830
65-69	42,590	43,737	42,828	41,940	41,815
70-74	34,518	33,474	33,748	34,741	36,310
75-79	30,002	30,164	30,041	29,276	28,191
80-84	16,599	17,314	18,092	18,589	18,956
85+	7,108	7,742	8,371	9,004	9,654
여자 Female	156,944	155,180	153,359	151,436	149,456
0-14	32	30	25	23	22
15-19	1,326	1,276	1,218	1,147	1,072
20-24	4,813	4,898	4,892	4,878	4,819
25-29	3,703	4,007	4,274	4,404	4,514
30-34	2,887	2,646	2,600	2,694	2,871
35-39	4,546	4,304	4,026	3,767	3,493
40-44	7,067	6,675	6,278	5,890	5,526
45-49	8,009	7,998	7,983	7,904	7,702
50-54	8,849	8,482	8,176	7,967	7,907
55-59	10,309	10,280	10,183	9,899	9,433
60-64	11,312	11,144	11,204	11,536	11,785
65-69	15,847	15,682	14,991	14,242	13,813
70-74	20,141	18,739	17,719	17,183	17,032
75-79	25,819	25,364	24,728	23,848	22,559
80-84	20,574	20,957	21,463	21,623	21,573
85+	11,710	12,698	13,599	14,431	15,335

10. 시도, 가구주의 성 및 연령별 가구(계속)
Households by Household Head's Sex and Age for Provinces(Cont'd)

[전남]

단위 : 가구

	2020	2021	2022	2023	2024
합계 Both sexes	615,889	610,811	605,656	600,607	595,537
0-14	52	48	44	42	40
15-19	1,688	1,486	1,329	1,223	1,154
20-24	8,527	8,208	7,807	7,347	6,778
25-29	15,311	15,598	15,593	15,437	15,155
30-34	20,496	21,456	22,608	23,228	23,768
35-39	27,415	26,409	25,556	25,458	25,178
40-44	39,482	36,694	34,639	32,821	32,197
45-49	60,805	56,991	52,850	48,936	45,126
50-54	70,525	69,381	68,477	67,494	65,477
55-59	73,224	72,940	72,089	70,922	70,675
60-64	71,127	72,687	73,895	74,187	72,764
65-69	57,143	58,230	60,660	64,165	67,437
70-74	54,186	55,191	53,845	52,416	52,084
75-79	48,162	46,155	45,655	46,229	47,632
80-84	41,342	41,412	41,120	40,040	38,368
85+	26,404	27,925	29,489	30,662	31,704
남자 Male	468,456	465,519	462,593	459,685	456,749
0-14	30	28	25	24	23
15-19	716	620	556	510	476
20-24	3,814	3,650	3,468	3,294	3,037
25-29	10,650	10,826	10,802	10,648	10,428
30-34	17,372	18,034	18,940	19,442	19,887
35-39	24,245	23,501	22,703	22,518	22,076
40-44	34,263	31,762	30,039	28,534	28,231
45-49	53,392	49,993	46,273	42,764	39,327
50-54	62,696	61,582	60,711	59,817	58,020
55-59	64,239	64,384	63,902	63,006	62,883
60-64	59,336	60,893	62,165	62,738	61,834
65-69	43,462	44,663	46,952	49,959	52,816
70-74	37,324	38,428	37,745	37,054	37,108
75-79	27,026	26,362	26,782	27,732	29,116
80-84	19,589	19,806	19,841	19,399	18,742
85+	10,302	10,987	11,689	12,246	12,745
여자 Female	147,433	145,292	143,063	140,922	138,788
0-14	22	20	19	18	17
15-19	972	866	773	713	678
20-24	4,713	4,558	4,339	4,053	3,741
25-29	4,661	4,772	4,791	4,789	4,727
30-34	3,124	3,422	3,668	3,786	3,881
35-39	3,170	2,908	2,853	2,940	3,102
40-44	5,219	4,932	4,600	4,287	3,966
45-49	7,413	6,998	6,577	6,172	5,799
50-54	7,829	7,799	7,766	7,677	7,457
55-59	8,985	8,556	8,187	7,916	7,792
60-64	11,791	11,794	11,730	11,449	10,930
65-69	13,681	13,567	13,708	14,206	14,621
70-74	16,862	16,763	16,100	15,362	14,976
75-79	21,136	19,793	18,873	18,497	18,516
80-84	21,753	21,606	21,279	20,641	19,626
85+	16,102	16,938	17,800	18,416	18,959

10. 시도, 가구주의 성 및 연령별 가구(계속)

Households by Household Head's Sex and Age for Provinces(Cont'd)

[Jeonnam]

Unit : household

	2025	2026	2027	2028	2029	2030
합계 Both sexes	590,303	584,933	579,462	574,003	568,482	562,865
0-14	40	38	38	39	38	37
15-19	1,119	988	864	802	743	697
20-24	6,126	5,562	5,128	4,740	4,392	4,096
25-29	14,685	14,107	13,344	12,514	11,532	10,458
30-34	24,335	24,823	24,818	24,500	24,006	23,243
35-39	25,681	26,914	28,368	29,187	29,878	30,600
40-44	31,177	30,165	29,345	29,364	29,113	29,705
45-49	42,247	39,408	37,363	35,569	35,084	34,116
50-54	62,440	58,552	54,320	50,331	46,444	43,530
55-59	69,951	68,758	67,856	66,860	64,869	61,867
60-64	71,724	71,423	70,538	69,352	69,057	68,321
65-69	68,984	70,555	71,771	72,087	70,724	69,721
70-74	53,687	54,878	57,258	60,669	63,886	65,515
75-79	48,552	49,623	48,628	47,503	47,376	49,003
80-84	36,618	35,302	35,262	35,916	37,157	38,019
85+	32,937	33,837	34,561	34,570	34,183	33,937
남자 Male	453,700	450,467	447,088	443,613	439,990	436,179
0-14	23	22	22	22	22	22
15-19	462	401	342	314	288	268
20-24	2,723	2,422	2,200	1,999	1,812	1,664
25-29	10,060	9,638	9,106	8,575	7,905	7,155
30-34	20,338	20,731	20,715	20,405	19,965	19,291
35-39	22,314	23,222	24,402	25,101	25,705	26,295
40-44	27,591	26,888	26,130	26,045	25,619	25,928
45-49	36,766	34,234	32,546	31,082	30,937	30,362
50-54	55,280	51,805	47,996	44,412	40,901	38,307
55-59	62,306	61,208	60,399	59,551	57,827	55,159
60-64	61,305	61,498	61,051	60,196	60,068	59,512
65-69	54,267	55,760	56,987	57,593	56,830	56,420
70-74	38,772	40,018	42,180	44,977	47,668	49,124
75-79	30,036	31,033	30,583	30,122	30,288	31,824
80-84	18,078	17,763	18,244	19,023	20,085	20,794
85+	13,379	13,824	14,185	14,196	14,070	14,054
여자 Female	136,603	134,466	132,374	130,390	128,492	126,686
0-14	17	16	16	17	16	15
15-19	657	587	522	488	455	429
20-24	3,403	3,140	2,928	2,741	2,580	2,432
25-29	4,625	4,469	4,238	3,939	3,627	3,303
30-34	3,997	4,092	4,103	4,095	4,041	3,952
35-39	3,367	3,692	3,966	4,086	4,173	4,305
40-44	3,586	3,277	3,215	3,319	3,494	3,777
45-49	5,481	5,174	4,817	4,487	4,147	3,754
50-54	7,160	6,747	6,324	5,919	5,543	5,223
55-59	7,645	7,550	7,457	7,309	7,042	6,708
60-64	10,419	9,925	9,487	9,156	8,989	8,809
65-69	14,717	14,795	14,784	14,494	13,894	13,301
70-74	14,915	14,860	15,078	15,692	16,218	16,391
75-79	18,516	18,590	18,045	17,381	17,088	17,179
80-84	18,540	17,539	17,018	16,893	17,072	17,225
85+	19,558	20,013	20,376	20,374	20,113	19,883

10. 시도, 가구주의 성 및 연령별 가구(계속)
Households by Household Head's Sex and Age for Provinces(Cont'd)

[경북]

단위 : 가구

	2000	2001	2002	2003	2004
합계 Both sexes	910,365	921,034	931,412	935,288	940,063
0-14	142	134	125	120	113
15-19	7,306	6,549	6,144	5,822	5,654
20-24	21,083	22,883	24,458	25,607	26,064
25-29	49,982	49,644	47,884	45,531	44,342
30-34	91,947	90,518	88,816	85,682	81,468
35-39	109,780	107,200	104,230	101,572	99,813
40-44	112,389	114,779	116,181	115,292	112,194
45-49	93,887	97,330	101,608	105,460	108,259
50-54	82,625	83,545	85,132	85,955	89,096
55-59	77,050	75,631	74,884	75,210	78,103
60-64	84,601	84,143	83,720	81,961	79,202
65-69	73,098	76,861	79,065	80,654	81,232
70-74	52,460	54,486	57,708	60,833	64,419
75-79	33,819	35,497	37,378	39,296	41,428
80-84	14,907	16,008	17,616	19,148	20,842
85+	5,289	5,826	6,463	7,145	7,834
남자 Male	725,024	727,043	728,851	727,017	727,503
0-14	68	65	64	63	62
15-19	3,752	3,192	2,997	2,868	2,804
20-24	10,612	11,434	12,006	12,656	13,015
25-29	43,122	41,512	39,001	36,242	34,791
30-34	85,691	83,059	80,484	76,845	72,453
35-39	100,681	97,570	94,343	91,532	89,574
40-44	99,962	101,427	102,197	101,132	98,346
45-49	81,350	83,715	87,193	90,382	92,662
50-54	69,502	69,940	70,954	71,562	74,452
55-59	60,793	59,834	59,486	60,063	62,969
60-64	62,919	62,443	61,921	60,536	58,651
65-69	48,096	51,329	53,194	54,527	54,949
70-74	30,153	31,556	33,386	35,393	37,915
75-79	18,351	19,159	19,818	20,519	21,305
80-84	7,590	8,125	8,855	9,469	10,023
85+	2,382	2,683	2,952	3,228	3,532
여자 Female	185,341	193,991	202,561	208,271	212,560
0-14	74	69	61	57	51
15-19	3,554	3,357	3,147	2,954	2,850
20-24	10,471	11,449	12,452	12,951	13,049
25-29	6,860	8,132	8,883	9,289	9,551
30-34	6,256	7,459	8,332	8,837	9,015
35-39	9,099	9,630	9,887	10,040	10,239
40-44	12,427	13,352	13,984	14,160	13,848
45-49	12,537	13,615	14,415	15,078	15,597
50-54	13,123	13,605	14,178	14,393	14,644
55-59	16,257	15,797	15,398	15,147	15,134
60-64	21,682	21,700	21,799	21,425	20,551
65-69	25,002	25,532	25,871	26,127	26,283
70-74	22,307	22,930	24,322	25,440	26,504
75-79	15,468	16,338	17,560	18,777	20,123
80-84	7,317	7,883	8,761	9,679	10,819
85+	2,907	3,143	3,511	3,917	4,302

10. 시도, 가구주의 성 및 연령별 가구(계속)
Households by Household Head's Sex and Age for Provinces(Cont'd)

[Gyeongbuk]

Unit : household

	2005	2006	2007	2008	2009
합계 Both sexes	946,773	951,323	956,021	960,785	965,017
0-14	109	109	105	101	98
15-19	5,498	5,582	5,254	5,117	4,898
20-24	26,420	25,745	25,012	24,296	23,736
25-29	44,160	42,670	42,065	41,203	40,192
30-34	77,179	73,700	70,316	67,493	65,152
35-39	98,150	97,506	96,383	94,999	92,617
40-44	109,247	107,845	105,441	103,907	103,283
45-49	111,214	114,671	116,314	116,668	115,340
50-54	92,794	95,572	100,789	105,310	109,532
55-59	81,659	83,863	85,468	86,756	88,825
60-64	76,210	73,336	72,324	73,592	76,203
65-69	81,085	80,799	80,395	78,796	76,158
70-74	68,388	70,711	71,897	73,216	74,182
75-79	43,757	45,847	48,376	51,048	54,168
80-84	22,343	23,975	25,573	27,032	28,408
85+	8,560	9,392	10,309	11,251	12,225
남자 Male	728,776	732,039	736,306	741,064	745,550
0-14	60	59	58	55	53
15-19	2,721	2,671	2,681	2,682	2,546
20-24	13,210	12,790	12,077	11,669	11,497
25-29	33,964	32,435	31,787	31,015	30,146
30-34	68,114	64,623	61,455	58,978	56,938
35-39	87,618	86,671	85,352	83,909	81,657
40-44	95,540	94,448	92,332	90,902	90,301
45-49	94,909	98,191	99,819	100,351	99,440
50-54	77,662	80,089	84,996	89,224	93,163
55-59	66,012	68,061	69,611	70,859	72,800
60-64	56,722	54,628	54,330	56,210	59,369
65-69	55,259	55,832	56,287	55,582	53,877
70-74	40,464	42,901	44,249	45,714	46,830
75-79	22,129	23,213	24,759	26,446	28,569
80-84	10,549	11,298	12,023	12,598	13,083
85+	3,843	4,129	4,490	4,870	5,281
여자 Female	217,997	219,284	219,715	219,721	219,467
0-14	49	50	47	46	45
15-19	2,777	2,911	2,573	2,435	2,352
20-24	13,210	12,955	12,935	12,627	12,239
25-29	10,196	10,235	10,278	10,188	10,046
30-34	9,065	9,077	8,861	8,515	8,214
35-39	10,532	10,835	11,031	11,090	10,960
40-44	13,707	13,397	13,109	13,005	12,982
45-49	16,305	16,480	16,495	16,317	15,900
50-54	15,132	15,483	15,793	16,086	16,369
55-59	15,647	15,802	15,857	15,897	16,025
60-64	19,488	18,708	17,994	17,382	16,834
65-69	25,826	24,967	24,108	23,214	22,281
70-74	27,924	27,810	27,648	27,502	27,352
75-79	21,628	22,634	23,617	24,602	25,599
80-84	11,794	12,677	13,550	14,434	15,325
85+	4,717	5,263	5,819	6,381	6,944

10. 시도, 가구주의 성 및 연령별 가구(계속)
Households by Household Head's Sex and Age for Provinces(Cont'd)

[경북]

단위 : 가구

	2010	2011	2012	2013	2014
합계 Both sexes	968,878	972,402	975,332	977,942	980,050
0-14	98	93	86	84	83
15-19	4,735	4,736	4,630	4,523	4,402
20-24	23,168	22,246	21,725	21,505	21,203
25-29	38,644	37,053	35,473	34,209	33,434
30-34	63,718	63,343	62,915	61,884	60,377
35-39	89,896	86,243	82,782	79,614	77,217
40-44	102,985	102,345	101,660	100,528	98,287
45-49	112,772	110,848	108,651	107,339	106,985
50-54	113,145	115,395	117,183	117,677	116,422
55-59	92,799	96,593	102,109	106,769	111,073
60-64	79,249	83,103	84,713	85,982	88,131
65-69	72,840	70,194	68,824	70,216	73,217
70-74	74,206	74,166	74,387	73,180	70,520
75-79	57,507	59,981	60,860	62,091	63,107
80-84	29,918	31,787	33,931	35,882	38,116
85+	13,198	14,276	15,403	16,459	17,476
남자 Male	749,705	753,584	756,884	759,929	762,597
0-14	52	50	47	45	45
15-19	2,430	2,412	2,374	2,310	2,207
20-24	11,300	10,857	10,725	10,619	10,341
25-29	28,842	27,414	25,847	24,809	24,302
30-34	55,686	55,321	54,923	53,917	52,449
35-39	79,168	75,817	72,726	69,992	67,952
40-44	89,950	89,163	88,336	87,167	85,085
45-49	97,403	95,968	94,151	92,968	92,573
50-54	96,519	98,680	100,449	101,093	100,264
55-59	76,612	80,220	85,311	89,651	93,670
60-64	62,917	66,380	67,870	69,223	71,221
65-69	51,542	50,376	50,315	52,263	55,323
70-74	47,016	47,390	47,862	47,356	46,047
75-79	30,887	32,865	33,707	34,778	35,682
80-84	13,696	14,531	15,603	16,686	18,009
85+	5,685	6,140	6,638	7,052	7,427
여자 Female	219,173	218,818	218,448	218,013	217,453
0-14	46	43	39	39	38
15-19	2,305	2,324	2,256	2,213	2,195
20-24	11,868	11,389	11,000	10,886	10,862
25-29	9,802	9,639	9,626	9,400	9,132
30-34	8,032	8,022	7,992	7,967	7,928
35-39	10,728	10,426	10,056	9,622	9,265
40-44	13,035	13,182	13,324	13,361	13,202
45-49	15,369	14,880	14,500	14,371	14,412
50-54	16,626	16,715	16,734	16,584	16,158
55-59	16,187	16,373	16,798	17,118	17,403
60-64	16,332	16,723	16,843	16,759	16,910
65-69	21,298	19,818	18,509	17,953	17,894
70-74	27,190	26,776	26,525	25,824	24,473
75-79	26,620	27,116	27,153	27,313	27,425
80-84	16,222	17,256	18,328	19,196	20,107
85+	7,513	8,136	8,765	9,407	10,049

10. 시도, 가구주의 성 및 연령별 가구(계속)
Households by Household Head's Sex and Age for Provinces(Cont'd)

[Gyeongbuk]

Unit : household

	2015	2016	2017	2018	2019
합계 Both sexes	981,799	983,110	983,886	984,372	984,231
0-14	72	66	61	60	57
15-19	4,276	4,057	3,793	3,695	3,532
20-24	21,013	21,040	20,841	20,319	19,676
25-29	32,824	31,817	31,444	31,331	30,964
30-34	57,941	55,341	52,649	50,695	49,642
35-39	76,003	76,001	75,790	74,647	72,830
40-44	95,680	92,001	88,516	85,365	83,052
45-49	106,993	106,541	105,980	104,948	102,743
50-54	113,974	112,113	109,955	108,717	108,436
55-59	114,704	116,973	118,801	119,368	118,147
60-64	92,178	95,960	101,374	105,985	110,264
65-69	76,947	80,719	82,301	83,576	85,727
70-74	67,026	64,770	63,649	65,064	67,937
75-79	63,014	63,325	63,784	62,977	60,899
80-84	40,588	42,474	43,411	44,595	45,678
85+	18,566	19,912	21,537	23,030	24,647
남자 Male	764,928	766,951	768,563	769,917	770,787
0-14	39	35	33	33	29
15-19	2,076	1,963	1,828	1,789	1,706
20-24	10,160	10,097	9,958	9,613	9,195
25-29	23,921	23,192	23,011	22,920	22,537
30-34	50,144	47,640	44,924	43,078	42,133
35-39	66,953	66,978	66,782	65,629	63,819
40-44	82,727	79,443	76,430	73,813	71,930
45-49	92,445	91,885	91,231	90,210	88,222
50-54	98,301	96,964	95,230	94,147	93,842
55-59	97,071	99,309	101,172	101,931	101,200
60-64	75,012	78,621	83,606	87,873	91,851
65-69	58,637	61,889	63,292	64,609	66,539
70-74	44,193	43,432	43,628	45,561	48,420
75-79	35,944	36,410	36,945	36,707	35,840
80-84	19,447	20,684	21,321	22,119	22,834
85+	7,858	8,409	9,172	9,885	10,690
여자 Female	216,871	216,159	215,323	214,455	213,444
0-14	33	31	28	27	28
15-19	2,200	2,094	1,965	1,906	1,826
20-24	10,853	10,943	10,883	10,706	10,481
25-29	8,903	8,625	8,433	8,411	8,427
30-34	7,797	7,701	7,725	7,617	7,509
35-39	9,050	9,023	9,008	9,018	9,011
40-44	12,953	12,558	12,086	11,552	11,122
45-49	14,548	14,656	14,749	14,738	14,521
50-54	15,673	15,149	14,725	14,570	14,594
55-59	17,633	17,664	17,629	17,437	16,947
60-64	17,166	17,339	17,768	18,112	18,413
65-69	18,310	18,830	19,009	18,967	19,188
70-74	22,833	21,338	20,021	19,503	19,517
75-79	27,070	26,915	26,839	26,270	25,059
80-84	21,141	21,790	22,090	22,476	22,844
85+	10,708	11,503	12,365	13,145	13,957

10. 시도, 가구주의 성 및 연령별 가구(계속)
Households by Household Head's Sex and Age for Provinces(Cont'd)

[경북]

단위 : 가구

	2020	2021	2022	2023	2024
합계 Both sexes	983,538	982,319	980,854	979,097	976,958
0-14	55	55	53	54	52
15-19	3,171	2,728	2,462	2,324	2,238
20-24	18,988	18,196	17,124	16,095	14,908
25-29	30,662	30,468	29,946	28,932	27,794
30-34	48,848	47,496	47,101	47,038	46,585
35-39	70,003	67,157	64,116	61,950	60,939
40-44	82,015	82,271	82,313	81,392	79,761
45-49	100,130	96,404	92,879	89,719	87,468
50-54	108,534	108,168	107,678	106,705	104,505
55-59	115,709	113,803	111,647	110,397	110,171
60-64	113,872	116,127	117,957	118,530	117,324
65-69	89,691	93,424	98,664	103,126	107,295
70-74	71,484	75,164	76,837	78,221	80,471
75-79	57,950	56,139	55,371	56,845	59,595
80-84	45,973	46,579	47,183	46,833	45,463
85+	26,453	28,140	29,523	30,936	32,389
남자 Male	771,271	771,338	771,316	771,107	770,547
0-14	29	29	28	27	27
15-19	1,534	1,321	1,178	1,113	1,055
20-24	8,721	8,306	7,830	7,424	6,893
25-29	22,214	21,939	21,467	20,615	19,692
30-34	41,433	40,258	40,029	39,992	39,534
35-39	61,111	58,360	55,290	53,226	52,329
40-44	71,145	71,428	71,498	70,589	68,982
45-49	85,925	82,665	79,693	77,156	75,415
50-54	93,820	93,363	92,791	91,847	89,891
55-59	99,321	98,017	96,364	95,347	95,162
60-64	95,224	97,454	99,326	100,101	99,440
65-69	70,148	73,598	78,289	82,298	86,042
70-74	51,425	54,437	55,803	57,145	59,064
75-79	34,493	34,102	34,509	36,316	38,827
80-84	23,143	23,606	24,079	24,037	23,572
85+	11,585	12,455	13,142	13,874	14,622
여자 Female	212,267	210,981	209,538	207,990	206,411
0-14	26	26	25	27	25
15-19	1,637	1,407	1,284	1,211	1,183
20-24	10,267	9,890	9,294	8,671	8,015
25-29	8,448	8,529	8,479	8,317	8,102
30-34	7,415	7,238	7,072	7,046	7,051
35-39	8,892	8,797	8,826	8,724	8,610
40-44	10,870	10,843	10,815	10,803	10,779
45-49	14,205	13,739	13,186	12,563	12,053
50-54	14,714	14,805	14,887	14,858	14,614
55-59	16,388	15,786	15,283	15,050	15,009
60-64	18,648	18,673	18,631	18,429	17,884
65-69	19,543	19,826	20,375	20,828	21,253
70-74	20,059	20,727	21,034	21,076	21,407
75-79	23,457	22,037	20,862	20,529	20,768
80-84	22,830	22,973	23,104	22,796	21,891
85+	14,868	15,685	16,381	17,062	17,767

10. 시도, 가구주의 성 및 연령별 가구(계속)
Households by Household Head's Sex and Age for Provinces(Cont'd)

[Gyeongbuk]

Unit : household

	2025	2026	2027	2028	2029	2030
합계 Both sexes	974,538	971,592	968,223	964,483	960,506	956,298
0-14	51	53	52	54	53	53
15-19	2,144	1,992	1,839	1,753	1,675	1,607
20-24	13,523	12,247	11,388	10,772	10,224	9,766
25-29	26,683	25,503	23,846	22,216	20,524	18,604
30-34	46,210	45,891	45,027	43,429	41,633	39,870
35-39	60,179	58,756	58,389	58,395	57,949	57,534
40-44	77,035	74,253	71,243	69,077	68,116	67,417
45-49	86,583	87,062	87,298	86,464	84,845	82,085
50-54	101,898	98,122	94,572	91,410	89,216	88,403
55-59	110,327	110,027	109,614	108,680	106,522	103,909
60-64	114,942	113,115	110,971	109,742	109,524	109,656
65-69	110,834	113,059	114,852	115,379	114,163	111,818
70-74	84,381	88,078	93,151	97,526	101,652	105,231
75-79	62,843	66,352	68,101	69,613	71,968	75,715
80-84	43,335	42,244	41,975	43,478	45,871	48,556
85+	33,570	34,838	35,905	36,495	36,571	36,074
남자 Male	769,689	768,280	766,434	764,123	761,355	758,216
0-14	26	26	26	26	27	25
15-19	1,023	947	871	827	788	755
20-24	6,162	5,453	4,952	4,632	4,329	4,106
25-29	18,768	17,895	16,744	15,634	14,447	13,022
30-34	39,155	38,800	38,019	36,573	34,959	33,371
35-39	51,689	50,503	50,362	50,423	49,983	49,572
40-44	66,418	63,761	60,717	58,691	57,884	57,327
45-49	74,847	75,400	75,713	74,933	73,387	70,844
50-54	87,626	84,358	81,387	78,865	77,178	76,680
55-59	95,254	94,904	94,461	93,608	91,740	89,517
60-64	97,688	96,555	95,030	94,155	94,098	94,284
65-69	89,236	91,371	93,163	93,910	93,308	91,689
70-74	62,480	65,790	70,165	73,938	77,495	80,591
75-79	41,340	43,930	45,170	46,452	48,257	51,286
80-84	22,761	22,705	23,208	24,679	26,575	28,381
85+	15,216	15,882	16,446	16,777	16,900	16,766
여자 Female	204,849	203,312	201,789	200,360	199,151	198,082
0-14	25	27	26	28	26	28
15-19	1,121	1,045	968	926	887	852
20-24	7,361	6,794	6,436	6,140	5,895	5,660
25-29	7,915	7,608	7,102	6,582	6,077	5,582
30-34	7,055	7,091	7,008	6,856	6,674	6,499
35-39	8,490	8,253	8,027	7,972	7,966	7,962
40-44	10,617	10,492	10,526	10,386	10,232	10,090
45-49	11,736	11,662	11,585	11,531	11,458	11,241
50-54	14,272	13,764	13,185	12,545	12,038	11,723
55-59	15,073	15,123	15,153	15,072	14,782	14,392
60-64	17,254	16,560	15,941	15,587	15,426	15,372
65-69	21,598	21,688	21,689	21,469	20,855	20,129
70-74	21,901	22,288	22,986	23,588	24,157	24,640
75-79	21,503	22,422	22,931	23,161	23,711	24,429
80-84	20,574	19,539	18,767	18,799	19,296	20,175
85+	18,354	18,956	19,459	19,718	19,671	19,308

10. 시도, 가구주의 성 및 연령별 가구(계속)

Households by Household Head's Sex and Age for Provinces(Cont'd)

[경남]

단위 : 가구

	2000	2001	2002	2003	2004
합계 Both sexes	956,503	982,788	1,005,131	1,025,126	1,039,903
0-14	123	118	115	118	117
15-19	5,162	4,961	4,527	4,167	3,889
20-24	19,053	20,028	20,900	21,409	20,811
25-29	59,009	58,360	56,298	53,805	52,202
30-34	111,687	110,933	110,879	110,252	106,872
35-39	133,936	132,737	131,509	130,475	130,401
40-44	136,196	141,781	145,382	147,209	144,952
45-49	105,135	111,996	118,975	126,723	133,045
50-54	86,187	89,238	92,629	94,997	100,205
55-59	74,114	75,029	76,082	78,673	82,469
60-64	74,647	76,301	76,880	77,160	76,037
65-69	63,982	67,955	70,379	71,961	72,834
70-74	45,417	47,809	51,133	54,423	57,948
75-79	27,847	29,824	31,640	33,728	35,824
80-84	10,442	11,798	13,419	15,167	16,947
85+	3,566	3,920	4,384	4,859	5,350
남자 Male	765,373	779,732	791,799	803,069	811,465
0-14	57	57	58	60	62
15-19	2,478	2,322	2,162	2,041	1,938
20-24	9,530	9,884	10,105	10,272	10,008
25-29	50,653	48,670	45,878	42,796	40,735
30-34	103,711	101,512	100,383	98,998	95,339
35-39	122,766	120,696	118,964	117,481	116,921
40-44	121,014	125,193	127,806	128,966	126,659
45-49	90,499	95,791	101,532	107,929	113,024
50-54	71,218	73,598	76,306	78,291	83,004
55-59	57,032	57,985	59,127	61,461	65,020
60-64	52,806	54,082	54,476	54,901	54,328
65-69	39,308	42,434	44,296	45,530	46,342
70-74	24,356	25,764	27,410	29,303	31,456
75-79	13,726	14,714	15,390	16,249	17,038
80-84	4,797	5,416	6,126	6,817	7,394
85+	1,422	1,614	1,780	1,974	2,197
여자 Female	191,130	203,056	213,332	222,057	228,438
0-14	66	61	57	58	55
15-19	2,684	2,639	2,365	2,126	1,951
20-24	9,523	10,144	10,795	11,137	10,803
25-29	8,356	9,690	10,420	11,009	11,467
30-34	7,976	9,421	10,496	11,254	11,533
35-39	11,170	12,041	12,545	12,994	13,480
40-44	15,182	16,588	17,576	18,243	18,293
45-49	14,636	16,205	17,443	18,794	20,021
50-54	14,969	15,640	16,323	16,706	17,201
55-59	17,082	17,044	16,955	17,212	17,449
60-64	21,841	22,219	22,404	22,259	21,709
65-69	24,674	25,521	26,083	26,431	26,492
70-74	21,061	22,045	23,723	25,120	26,492
75-79	14,121	15,110	16,250	17,479	18,786
80-84	5,645	6,382	7,293	8,350	9,553
85+	2,144	2,306	2,604	2,885	3,153

10. 시도, 가구주의 성 및 연령별 가구(계속)
Households by Household Head's Sex and Age for Provinces(Cont'd)

[Gyeongnam]

Unit : household

	2005	2006	2007	2008	2009
합계 Both sexes	1,053,963	1,065,553	1,079,416	1,093,479	1,106,750
0-14	118	117	116	114	111
15-19	3,615	3,806	3,894	3,970	4,050
20-24	19,653	18,262	17,509	17,139	17,058
25-29	51,131	47,688	46,414	44,460	42,375
30-34	102,658	97,748	92,720	88,348	84,786
35-39	130,324	130,700	130,794	131,140	129,349
40-44	142,407	141,744	139,910	138,528	139,208
45-49	139,078	144,991	148,992	150,928	149,352
50-54	106,153	111,715	119,415	127,718	135,836
55-59	86,965	90,192	93,734	95,891	100,084
60-64	74,452	73,682	74,294	77,287	80,782
65-69	73,653	74,364	74,556	75,019	74,459
70-74	61,349	63,358	64,791	65,571	66,579
75-79	37,885	40,313	42,936	45,523	48,411
80-84	18,568	19,991	21,528	23,060	24,505
85+	5,954	6,882	7,813	8,783	9,805
남자 Male	819,658	827,724	838,538	849,911	860,748
0-14	65	62	63	62	60
15-19	1,810	1,880	1,914	1,973	2,027
20-24	9,546	9,026	8,701	8,435	8,261
25-29	38,950	35,234	33,757	32,049	30,432
30-34	91,270	86,203	81,436	77,408	74,114
35-39	116,370	116,199	115,845	115,907	114,141
40-44	124,238	123,684	121,960	120,491	120,911
45-49	117,930	123,071	126,560	128,330	126,965
50-54	87,969	92,717	99,590	107,034	114,276
55-59	68,766	71,867	75,221	77,220	81,086
60-64	53,725	53,390	54,437	57,727	61,488
65-69	47,155	48,347	49,032	49,987	49,938
70-74	33,634	35,658	37,121	37,922	38,946
75-79	17,837	19,155	20,682	22,179	23,971
80-84	7,953	8,491	9,152	9,797	10,348
85+	2,440	2,740	3,047	3,390	3,784
여자 Female	234,305	237,829	240,878	243,568	246,002
0-14	53	55	53	52	51
15-19	1,805	1,926	1,980	1,997	2,023
20-24	10,107	9,236	8,808	8,704	8,797
25-29	12,181	12,454	12,657	12,411	11,943
30-34	11,388	11,545	11,284	10,940	10,672
35-39	13,954	14,501	14,949	15,233	15,208
40-44	18,169	18,060	17,950	18,037	18,297
45-49	21,148	21,920	22,412	22,598	22,387
50-54	18,184	18,998	19,825	20,684	21,560
55-59	18,199	18,325	18,513	18,671	18,998
60-64	20,727	20,292	19,857	19,560	19,294
65-69	26,498	26,017	25,524	25,032	24,521
70-74	27,715	27,700	27,670	27,649	27,633
75-79	20,048	21,158	22,254	23,344	24,440
80-84	10,615	11,500	12,376	13,263	14,157
85+	3,514	4,142	4,766	5,393	6,021

10. 시도, 가구의 성 및 연령별 가구(계속)
Households by Household Head's Sex and Age for Provinces(Cont'd)

[경남]

단위 : 가구

	2010	2011	2012	2013	2014
합계 Both sexes	1,119,519	1,131,816	1,143,458	1,154,671	1,165,348
0-14	109	105	101	97	93
15-19	4,112	4,192	4,195	4,136	4,077
20-24	17,545	18,397	19,029	19,691	20,277
25-29	40,025	37,639	36,124	35,187	34,822
30-34	81,891	79,551	77,556	74,547	71,282
35-39	125,802	121,033	115,382	110,281	106,407
40-44	140,381	141,201	141,889	142,578	140,907
45-49	147,450	146,122	144,465	143,309	144,339
50-54	142,259	147,768	151,989	154,138	152,671
55-59	106,141	112,749	120,707	129,209	137,409
60-64	84,572	88,895	92,608	94,648	98,952
65-69	73,192	72,193	72,586	75,823	79,655
70-74	67,907	68,558	69,030	69,716	69,146
75-79	51,284	53,212	54,246	54,781	55,654
80-84	25,982	28,273	30,531	32,337	34,311
85+	10,867	11,928	13,020	14,193	15,346
남자 Male	871,099	881,055	890,330	899,272	907,766
0-14	59	56	54	53	50
15-19	2,047	2,082	2,084	2,054	2,022
20-24	8,382	8,722	8,998	9,367	9,679
25-29	28,808	27,181	25,995	25,021	24,432
30-34	71,330	68,923	66,843	63,986	61,013
35-39	110,852	106,532	101,466	96,912	93,428
40-44	121,726	122,137	122,445	122,875	121,291
45-49	125,447	124,513	123,130	121,951	122,652
50-54	119,896	124,667	128,416	130,413	129,264
55-59	86,669	92,560	99,565	107,158	114,480
60-64	65,503	69,409	72,741	74,783	78,675
65-69	49,236	49,279	50,481	53,756	57,410
70-74	40,262	41,135	41,797	42,689	42,785
75-79	25,737	27,316	28,309	28,861	29,678
80-84	10,930	11,949	12,963	13,914	15,018
85+	4,215	4,594	5,043	5,479	5,889
여자 Female	248,420	250,761	253,128	255,399	257,582
0-14	50	49	47	44	43
15-19	2,065	2,110	2,111	2,082	2,055
20-24	9,163	9,675	10,031	10,324	10,598
25-29	11,217	10,458	10,129	10,166	10,390
30-34	10,561	10,628	10,713	10,561	10,269
35-39	14,950	14,501	13,916	13,369	12,979
40-44	18,655	19,064	19,444	19,703	19,616
45-49	22,003	21,609	21,335	21,358	21,687
50-54	22,363	23,101	23,573	23,725	23,407
55-59	19,472	20,189	21,142	22,051	22,929
60-64	19,069	19,486	19,867	19,865	20,277
65-69	23,956	22,914	22,105	22,067	22,245
70-74	27,645	27,423	27,233	27,027	26,361
75-79	25,547	25,896	25,937	25,920	25,976
80-84	15,052	16,324	17,568	18,423	19,293
85+	6,652	7,334	7,977	8,714	9,457

10. 시도, 가구주의 성 및 연령별 가구(계속)
Households by Household Head's Sex and Age for Provinces(Cont'd)

[Gyeongnam]

Unit : household

	2015	2016	2017	2018	2019
합계 Both sexes	1,175,545	1,185,364	1,194,805	1,203,951	1,212,687
0-14	86	80	76	72	69
15-19	3,951	3,791	3,637	3,499	3,355
20-24	20,768	21,190	21,282	21,084	20,744
25-29	35,490	36,820	37,961	39,250	40,264
30-34	67,554	63,639	60,953	59,058	58,229
35-39	103,302	100,854	98,669	95,285	91,516
40-44	137,341	132,384	126,510	121,289	117,448
45-49	145,916	147,019	147,920	148,794	147,199
50-54	150,922	149,763	148,304	147,373	148,669
55-59	143,873	149,540	153,918	156,213	154,868
60-64	105,204	111,701	119,549	127,902	136,011
65-69	83,992	88,306	91,996	94,104	98,448
70-74	67,586	66,821	67,274	70,430	74,043
75-79	56,940	57,744	58,333	59,033	58,700
80-84	36,069	37,578	38,593	39,209	40,152
85+	16,551	18,134	19,830	21,356	22,972
남자 Male	915,905	923,774	931,376	938,751	945,841
0-14	46	42	41	38	37
15-19	1,935	1,829	1,758	1,695	1,618
20-24	9,915	10,154	10,201	10,076	9,878
25-29	24,653	25,426	26,117	27,014	27,690
30-34	57,801	54,468	52,035	50,090	49,029
35-39	90,504	88,012	85,728	82,507	79,063
40-44	118,085	113,763	108,680	104,179	100,859
45-49	123,780	124,497	125,062	125,743	124,342
50-54	127,952	127,234	126,101	125,176	126,144
55-59	120,261	125,237	129,207	131,407	130,467
60-64	84,183	89,930	96,772	104,155	111,332
65-69	61,211	64,896	68,040	70,053	73,806
70-74	42,372	42,629	43,862	46,938	50,288
75-79	30,802	31,643	32,321	33,143	33,357
80-84	16,081	17,080	17,802	18,217	18,872
85+	6,324	6,934	7,649	8,320	9,059
여자 Female	259,640	261,590	263,429	265,200	266,846
0-14	40	38	35	34	32
15-19	2,016	1,962	1,879	1,804	1,737
20-24	10,853	11,036	11,081	11,008	10,866
25-29	10,837	11,394	11,844	12,236	12,574
30-34	9,753	9,171	8,918	8,968	9,200
35-39	12,798	12,842	12,941	12,778	12,453
40-44	19,256	18,621	17,830	17,110	16,589
45-49	22,136	22,522	22,858	23,051	22,857
50-54	22,970	22,529	22,203	22,197	22,525
55-59	23,612	24,303	24,711	24,806	24,401
60-64	21,021	21,771	22,777	23,747	24,679
65-69	22,781	23,410	23,956	24,051	24,642
70-74	25,214	24,192	23,412	23,492	23,755
75-79	26,138	26,101	26,012	25,890	25,343
80-84	19,988	20,498	20,791	20,992	21,280
85+	10,227	11,200	12,181	13,036	13,913

10. 시도, 가구주의 성 및 연령별 가구(계속)
Households by Household Head's Sex and Age for Provinces(Cont'd)

[경남]

단위 : 가구

	2020	2021	2022	2023	2024
합계 Both sexes	1,221,037	1,229,020	1,236,801	1,244,297	1,251,303
0-14	67	66	64	65	61
15-19	3,090	2,768	2,598	2,479	2,346
20-24	20,204	19,534	18,720	17,843	16,907
25-29	40,971	41,487	41,317	40,552	39,531
30-34	59,146	61,071	62,889	65,040	66,688
35-39	87,004	82,225	79,118	77,035	76,416
40-44	114,501	112,290	110,332	107,015	103,214
45-49	143,611	138,562	132,559	127,276	123,437
50-54	150,553	151,979	153,157	154,281	152,805
55-59	153,198	152,078	150,623	149,766	151,211
60-64	142,309	147,830	152,134	154,408	153,050
65-69	104,772	111,304	119,139	127,430	135,543
70-74	78,158	82,272	85,828	87,987	92,249
75-79	57,487	56,978	57,545	60,491	63,856
80-84	41,418	42,332	43,015	43,678	43,614
85+	24,548	26,244	27,763	28,951	30,375
남자 Male	952,614	959,132	965,595	971,925	977,927
0-14	36	35	34	34	32
15-19	1,492	1,346	1,274	1,212	1,144
20-24	9,510	9,086	8,730	8,386	7,973
25-29	28,110	28,433	28,235	27,607	26,832
30-34	49,468	50,779	52,138	53,923	55,271
35-39	75,145	71,061	68,290	66,181	65,330
40-44	98,149	95,896	93,840	90,766	87,417
45-49	121,259	117,023	112,018	107,640	104,469
50-54	127,587	128,624	129,478	130,433	129,199
55-59	129,338	128,751	127,707	126,945	128,138
60-64	116,929	121,733	125,606	127,752	126,850
65-69	79,101	84,612	91,120	98,109	104,946
70-74	53,750	57,116	60,010	61,974	65,514
75-79	33,192	33,589	34,778	37,478	40,393
80-84	19,750	20,446	21,007	21,615	21,851
85+	9,798	10,602	11,330	11,870	12,568
여자 Female	268,423	269,888	271,206	272,372	273,376
0-14	31	31	30	31	29
15-19	1,598	1,422	1,324	1,267	1,202
20-24	10,694	10,448	9,990	9,457	8,934
25-29	12,861	13,054	13,082	12,945	12,699
30-34	9,678	10,292	10,751	11,117	11,417
35-39	11,859	11,164	10,828	10,854	11,086
40-44	16,352	16,394	16,492	16,249	15,797
45-49	22,352	21,539	20,541	19,636	18,968
50-54	22,966	23,355	23,679	23,848	23,606
55-59	23,860	23,327	22,916	22,821	23,073
60-64	25,380	26,097	26,528	26,656	26,200
65-69	25,671	26,692	28,019	29,321	30,597
70-74	24,408	25,156	25,818	26,013	26,735
75-79	24,295	23,389	22,767	23,013	23,463
80-84	21,668	21,886	22,008	22,063	21,763
85+	14,750	15,642	16,433	17,081	17,807

10. 시도, 가구주의 성 및 연령별 가구(계속)
Households by Household Head's Sex and Age for Provinces(Cont'd)

[Gyeongnam]

Unit : household

	2025	2026	2027	2028	2029	2030
합계 Both sexes	1,257,735	1,263,483	1,268,602	1,273,091	1,276,885	1,279,878
0-14	61	57	58	57	57	57
15-19	2,243	2,168	2,061	1,981	1,896	1,818
20-24	15,677	14,407	13,657	13,047	12,438	11,966
25-29	38,240	36,702	34,833	32,852	30,855	28,465
30-34	67,842	68,622	68,107	66,595	64,692	62,382
35-39	77,965	80,612	83,137	85,990	88,093	89,575
40-44	98,533	93,540	90,381	88,375	87,942	89,882
45-49	120,529	118,400	116,534	113,204	109,345	104,530
50-54	149,244	144,101	137,998	132,703	128,908	126,151
55-59	153,220	154,763	156,104	157,391	156,086	152,623
60-64	151,426	150,342	148,884	147,973	149,332	151,237
65-69	141,923	147,527	151,892	154,241	152,992	151,429
70-74	98,371	104,650	112,168	120,075	127,911	134,080
75-79	67,597	71,402	74,710	76,900	80,980	86,713
80-84	42,888	42,736	43,416	46,026	48,880	51,960
85+	31,976	33,454	34,662	35,681	36,478	37,010
남자 Male	983,469	988,437	992,841	996,584	999,657	1,001,938
0-14	31	29	29	27	27	27
15-19	1,100	1,059	1,004	963	920	881
20-24	7,364	6,724	6,346	6,014	5,676	5,443
25-29	25,797	24,616	23,392	22,131	20,803	19,133
30-34	56,185	56,824	56,330	54,976	53,319	51,276
35-39	66,343	68,323	70,371	72,843	74,637	75,866
40-44	83,532	79,446	76,705	74,656	73,923	75,208
45-49	101,916	99,836	97,962	95,016	91,768	87,917
50-54	126,210	121,954	116,928	112,581	109,497	107,114
55-59	129,785	131,024	132,130	133,346	132,377	129,568
60-64	125,847	125,430	124,577	123,943	125,220	126,940
65-69	110,322	114,928	118,661	120,777	120,040	119,217
70-74	70,423	75,516	81,514	87,929	94,269	99,265
75-79	43,355	46,262	48,779	50,608	53,771	58,095
80-84	21,875	22,321	23,326	25,421	27,592	29,741
85+	13,384	14,145	14,787	15,353	15,818	16,247
여자 Female	274,266	275,046	275,761	276,507	277,228	277,940
0-14	30	28	29	30	30	30
15-19	1,143	1,109	1,057	1,018	976	937
20-24	8,313	7,683	7,311	7,033	6,762	6,523
25-29	12,443	12,086	11,441	10,721	10,052	9,332
30-34	11,657	11,798	11,777	11,619	11,373	11,106
35-39	11,622	12,289	12,766	13,147	13,456	13,709
40-44	15,001	14,094	13,676	13,719	14,019	14,674
45-49	18,613	18,564	18,572	18,188	17,577	16,613
50-54	23,034	22,147	21,070	20,122	19,411	19,037
55-59	23,435	23,739	23,974	24,045	23,709	23,055
60-64	25,579	24,912	24,307	24,030	24,112	24,297
65-69	31,601	32,599	33,231	33,464	32,952	32,212
70-74	27,948	29,134	30,654	32,146	33,642	34,815
75-79	24,242	25,140	25,931	26,292	27,209	28,618
80-84	21,013	20,415	20,090	20,605	21,288	22,219
85+	18,592	19,309	19,875	20,328	20,660	20,763

10. 시도, 가구주의 성 및 연령별 가구(계속)
Households by Household Head's Sex and Age for Provinces(Cont'd)

[제주]

단위 : 가구

	2000	2001	2002	2003	2004
합계 Both sexes	160,259	165,614	169,475	172,578	175,450
0-14	11	16	20	23	30
15-19	901	886	862	845	823
20-24	3,120	3,397	3,648	3,860	3,983
25-29	9,569	9,696	9,337	8,826	8,514
30-34	18,777	18,884	18,810	18,555	17,890
35-39	22,217	22,523	22,581	22,563	22,685
40-44	21,703	22,864	23,552	24,082	24,139
45-49	16,469	17,568	18,834	20,026	21,099
50-54	15,212	15,166	15,119	15,009	15,609
55-59	13,912	14,031	14,166	14,520	14,781
60-64	12,690	13,253	13,559	13,749	13,799
65-69	10,137	10,978	11,449	11,666	11,902
70-74	6,623	7,119	7,787	8,564	9,236
75-79	4,842	5,034	5,160	5,182	5,417
80-84	2,443	2,598	2,908	3,315	3,614
85+	1,633	1,601	1,683	1,793	1,929
남자 Male	122,494	126,276	128,511	130,242	131,809
0-14	5	8	10	13	17
15-19	383	369	361	355	350
20-24	1,345	1,494	1,585	1,672	1,728
25-29	7,477	7,440	7,026	6,494	6,118
30-34	16,773	16,611	16,295	15,854	15,075
35-39	19,675	19,838	19,797	19,662	19,628
40-44	18,741	19,648	20,120	20,501	20,468
45-49	13,880	14,729	15,742	16,686	17,499
50-54	12,538	12,445	12,379	12,256	12,784
55-59	10,854	10,997	11,126	11,448	11,689
60-64	9,145	9,645	9,908	10,111	10,179
65-69	6,086	6,855	7,336	7,611	7,907
70-74	2,883	3,301	3,749	4,316	4,857
75-79	1,674	1,805	1,886	1,931	2,080
80-84	707	759	831	941	1,007
85+	328	332	360	391	423
여자 Female	37,765	39,338	40,964	42,336	43,641
0-14	6	8	10	10	13
15-19	518	517	501	490	473
20-24	1,775	1,903	2,063	2,188	2,255
25-29	2,092	2,256	2,311	2,332	2,396
30-34	2,004	2,273	2,515	2,701	2,815
35-39	2,542	2,685	2,784	2,901	3,057
40-44	2,962	3,216	3,432	3,581	3,671
45-49	2,589	2,839	3,092	3,340	3,600
50-54	2,674	2,721	2,740	2,753	2,825
55-59	3,058	3,034	3,040	3,072	3,092
60-64	3,545	3,608	3,651	3,638	3,620
65-69	4,051	4,123	4,113	4,055	3,995
70-74	3,740	3,818	4,038	4,248	4,379
75-79	3,168	3,229	3,274	3,251	3,337
80-84	1,736	1,839	2,077	2,374	2,607
85+	1,305	1,269	1,323	1,402	1,506

10. 시도, 가구주의 성 및 연령별 가구(계속)

Households by Household Head's Sex and Age for Provinces(Cont'd)

[Jeju]

Unit : household

	2005	2006	2007	2008	2009
합계 Both sexes	179,105	180,808	183,656	186,449	189,074
0-14	36	36	39	40	39
15-19	816	844	862	897	941
20-24	3,995	3,761	3,525	3,372	3,244
25-29	8,355	8,012	7,863	7,717	7,520
30-34	17,131	16,168	15,140	14,202	13,399
35-39	22,798	22,987	23,068	23,043	22,611
40-44	24,302	24,288	24,570	24,633	24,841
45-49	22,249	23,003	23,877	24,626	25,074
50-54	16,539	17,502	18,979	20,332	21,818
55-59	15,107	14,978	14,898	14,951	15,360
60-64	13,880	13,933	14,022	14,288	14,452
65-69	12,274	12,620	12,876	13,173	13,302
70-74	9,845	10,084	10,522	10,692	10,930
75-79	5,929	6,456	6,953	7,696	8,374
80-84	3,782	3,886	4,018	4,140	4,342
85+	2,067	2,250	2,444	2,647	2,827
남자 Male	133,704	135,138	137,266	139,412	141,443
0-14	20	20	21	21	21
15-19	337	355	366	385	407
20-24	1,735	1,612	1,496	1,423	1,361
25-29	5,818	5,351	5,131	4,968	4,815
30-34	14,249	13,366	12,449	11,647	10,935
35-39	19,562	19,552	19,452	19,334	18,876
40-44	20,457	20,538	20,798	20,779	20,890
45-49	18,394	19,032	19,740	20,387	20,778
50-54	13,464	14,289	15,537	16,696	17,970
55-59	11,980	11,905	11,854	11,895	12,262
60-64	10,273	10,467	10,598	10,885	11,082
65-69	8,236	8,678	8,957	9,272	9,419
70-74	5,411	5,764	6,250	6,471	6,751
75-79	2,250	2,614	2,926	3,477	3,969
80-84	1,053	1,084	1,129	1,155	1,256
85+	465	511	562	617	651
여자 Female	45,401	45,670	46,390	47,037	47,631
0-14	16	16	18	19	18
15-19	479	489	496	512	534
20-24	2,260	2,149	2,029	1,949	1,883
25-29	2,537	2,661	2,732	2,749	2,705
30-34	2,882	2,802	2,691	2,555	2,464
35-39	3,236	3,435	3,616	3,709	3,735
40-44	3,845	3,750	3,772	3,854	3,951
45-49	3,855	3,971	4,137	4,239	4,296
50-54	3,075	3,213	3,442	3,636	3,848
55-59	3,127	3,073	3,044	3,056	3,098
60-64	3,607	3,466	3,424	3,403	3,370
65-69	4,038	3,942	3,919	3,901	3,883
70-74	4,434	4,320	4,272	4,221	4,179
75-79	3,679	3,842	4,027	4,219	4,405
80-84	2,729	2,802	2,889	2,985	3,086
85+	1,602	1,739	1,882	2,030	2,176

10. 시도, 가구주의 성 및 연령별 가구(계속)
Households by Household Head's Sex and Age for Provinces(Cont'd)

[제주]

단위 : 가구

	2010	2011	2012	2013	2014
합계 Both sexes	191,646	194,135	196,524	198,853	201,032
0-14	38	34	34	34	32
15-19	1,001	1,049	1,082	1,084	1,066
20-24	3,213	3,296	3,414	3,602	3,791
25-29	7,157	6,691	6,271	5,987	5,782
30-34	12,868	12,528	12,305	12,091	11,797
35-39	21,789	20,833	19,580	18,378	17,411
40-44	25,265	25,585	25,783	25,809	25,372
45-49	25,312	25,430	25,753	25,870	26,159
50-54	22,821	23,646	24,555	25,341	25,818
55-59	16,468	17,751	19,287	20,673	22,178
60-64	14,538	14,626	14,497	14,550	14,989
65-69	13,268	13,482	13,580	13,874	14,034
70-74	11,327	11,705	11,977	12,275	12,408
75-79	8,957	9,197	9,562	9,655	9,916
80-84	4,620	5,147	5,569	6,216	6,676
85+	3,004	3,135	3,275	3,414	3,603
남자 Male	143,406	145,276	147,028	148,716	150,293
0-14	20	18	18	17	16
15-19	430	451	461	466	458
20-24	1,347	1,375	1,430	1,513	1,600
25-29	4,569	4,251	3,954	3,747	3,593
30-34	10,420	10,034	9,774	9,538	9,270
35-39	18,132	17,322	16,257	15,232	14,380
40-44	21,151	21,317	21,331	21,270	20,825
45-49	21,013	21,165	21,485	21,523	21,707
50-54	18,806	19,462	20,216	20,913	21,350
55-59	13,266	14,332	15,599	16,790	18,087
60-64	11,184	11,322	11,278	11,334	11,703
65-69	9,416	9,676	9,822	10,124	10,319
70-74	7,177	7,536	7,777	8,061	8,203
75-79	4,372	4,621	4,993	5,165	5,398
80-84	1,421	1,679	1,873	2,225	2,527
85+	682	715	760	798	857
여자 Female	48,240	48,859	49,496	50,137	50,739
0-14	18	16	16	17	16
15-19	571	598	621	618	608
20-24	1,866	1,921	1,984	2,089	2,191
25-29	2,588	2,440	2,317	2,240	2,189
30-34	2,448	2,494	2,531	2,553	2,527
35-39	3,657	3,511	3,323	3,146	3,031
40-44	4,114	4,268	4,452	4,539	4,547
45-49	4,299	4,265	4,268	4,347	4,452
50-54	4,015	4,184	4,339	4,428	4,468
55-59	3,202	3,419	3,688	3,883	4,091
60-64	3,354	3,304	3,219	3,216	3,286
65-69	3,852	3,806	3,758	3,750	3,715
70-74	4,150	4,169	4,200	4,214	4,205
75-79	4,585	4,576	4,569	4,490	4,518
80-84	3,199	3,468	3,696	3,991	4,149
85+	2,322	2,420	2,515	2,616	2,746

10. 시도, 가구주의 성 및 연령별 가구(계속)
Households by Household Head's Sex and Age for Provinces(Cont'd)

[Jeju]

Unit : household

	2015	2016	2017	2018	2019
합계 Both sexes	203,104	205,105	207,009	208,806	210,504
0-14	30	28	28	24	23
15-19	1,044	1,018	984	969	943
20-24	3,984	4,115	4,176	4,148	4,070
25-29	5,741	5,866	6,072	6,378	6,676
30-34	11,239	10,501	9,825	9,353	9,026
35-39	16,827	16,524	16,329	16,092	15,723
40-44	24,493	23,445	22,084	20,790	19,773
45-49	26,690	27,084	27,338	27,395	26,959
50-54	26,084	26,234	26,591	26,736	27,069
55-59	23,147	24,005	24,947	25,748	26,256
60-64	16,149	17,411	18,912	20,276	21,770
65-69	14,164	14,249	14,123	14,202	14,643
70-74	12,322	12,553	12,659	12,956	13,117
75-79	10,348	10,718	10,996	11,286	11,432
80-84	6,953	7,136	7,439	7,538	7,778
85+	3,889	4,218	4,506	4,915	5,246
남자 Male	151,778	153,194	154,511	155,755	156,919
0-14	15	14	14	12	11
15-19	451	437	419	414	404
20-24	1,686	1,759	1,791	1,790	1,755
25-29	3,552	3,602	3,719	3,892	4,061
30-34	8,803	8,190	7,615	7,205	6,914
35-39	13,821	13,456	13,213	12,925	12,568
40-44	20,055	19,205	18,080	17,003	16,131
45-49	22,042	22,283	22,357	22,339	21,907
50-54	21,631	21,832	22,206	22,292	22,533
55-59	18,938	19,626	20,415	21,134	21,606
60-64	12,680	13,706	14,904	16,046	17,296
65-69	10,419	10,557	10,522	10,595	10,960
70-74	8,223	8,481	8,627	8,917	9,098
75-79	5,756	6,058	6,275	6,519	6,654
80-84	2,760	2,906	3,155	3,279	3,446
85+	946	1,082	1,199	1,393	1,575
여자 Female	51,326	51,911	52,498	53,051	53,585
0-14	15	14	14	12	12
15-19	593	581	565	555	539
20-24	2,298	2,356	2,385	2,358	2,315
25-29	2,189	2,264	2,353	2,486	2,615
30-34	2,436	2,311	2,210	2,148	2,112
35-39	3,006	3,068	3,116	3,167	3,155
40-44	4,438	4,240	4,004	3,787	3,642
45-49	4,648	4,801	4,981	5,056	5,052
50-54	4,453	4,402	4,385	4,444	4,536
55-59	4,209	4,379	4,532	4,614	4,650
60-64	3,469	3,705	4,008	4,230	4,474
65-69	3,745	3,692	3,601	3,607	3,683
70-74	4,099	4,072	4,032	4,039	4,019
75-79	4,592	4,660	4,721	4,767	4,778
80-84	4,193	4,230	4,284	4,259	4,332
85+	2,943	3,136	3,307	3,522	3,671

10. 시도, 가구주의 성 및 연령별 가구(계속)
Households by Household Head's Sex and Age for Provinces(Cont'd)

[제주]

단위 : 가구

	2020	2021	2022	2023	2024
합계 Both sexes	212,124	213,632	215,063	216,450	217,684
0-14	22	22	22	22	22
15-19	869	796	761	718	684
20-24	4,009	3,916	3,776	3,650	3,484
25-29	6,945	7,108	7,148	7,054	6,877
30-34	8,951	9,118	9,434	9,905	10,354
35-39	15,015	14,078	13,238	12,646	12,275
40-44	19,210	18,966	18,827	18,608	18,245
45-49	26,044	24,949	23,533	22,191	21,164
50-54	27,637	28,075	28,361	28,436	27,996
55-59	26,557	26,733	27,112	27,286	27,642
60-64	22,723	23,574	24,514	25,322	25,829
65-69	15,794	17,048	18,512	19,840	21,287
70-74	13,259	13,361	13,252	13,369	13,806
75-79	11,373	11,588	11,709	11,999	12,160
80-84	8,157	8,455	8,705	8,951	9,103
85+	5,559	5,845	6,159	6,453	6,756
남자 Male	157,998	159,054	160,057	161,069	161,968
0-14	11	11	11	10	10
15-19	376	348	331	313	298
20-24	1,727	1,681	1,624	1,589	1,529
25-29	4,204	4,305	4,323	4,269	4,153
30-34	6,824	6,908	7,131	7,471	7,805
35-39	11,953	11,160	10,440	9,924	9,605
40-44	15,589	15,273	15,082	14,824	14,490
45-49	21,125	20,263	19,119	18,032	17,168
50-54	22,926	23,226	23,356	23,383	22,977
55-59	21,922	22,156	22,563	22,689	22,963
60-64	18,116	18,779	19,542	20,241	20,698
65-69	11,894	12,887	14,015	15,096	16,268
70-74	9,198	9,344	9,325	9,420	9,757
75-79	6,696	6,934	7,082	7,357	7,523
80-84	3,698	3,892	4,044	4,219	4,316
85+	1,739	1,887	2,069	2,232	2,408
여자 Female	54,126	54,578	55,006	55,381	55,716
0-14	11	11	11	12	12
15-19	493	448	430	405	386
20-24	2,282	2,235	2,152	2,061	1,955
25-29	2,741	2,803	2,825	2,785	2,724
30-34	2,127	2,210	2,303	2,434	2,549
35-39	3,062	2,918	2,798	2,722	2,670
40-44	3,621	3,693	3,745	3,784	3,755
45-49	4,919	4,686	4,414	4,159	3,996
50-54	4,711	4,849	5,005	5,053	5,019
55-59	4,635	4,577	4,549	4,597	4,679
60-64	4,607	4,795	4,972	5,081	5,131
65-69	3,900	4,161	4,497	4,744	5,019
70-74	4,061	4,017	3,927	3,949	4,049
75-79	4,677	4,654	4,627	4,642	4,637
80-84	4,459	4,563	4,661	4,732	4,787
85+	3,820	3,958	4,090	4,221	4,348

10. 시도, 가구주의 성 및 연령별 가구(계속)
Households by Household Head's Sex and Age for Provinces(Cont'd)

[Jeju]

Unit : household

	2025	2026	2027	2028	2029	2030
합계 Both sexes	218,811	219,869	220,788	221,609	222,309	222,923
0-14	21	21	21	20	20	20
15-19	665	645	625	608	591	577
20-24	3,231	2,992	2,850	2,704	2,590	2,510
25-29	6,743	6,551	6,257	5,991	5,688	5,257
30-34	10,749	11,009	11,049	10,881	10,589	10,352
35-39	12,241	12,523	13,003	13,669	14,290	14,820
40-44	17,476	16,448	15,531	14,898	14,518	14,519
45-49	20,615	20,420	20,328	20,125	19,759	18,946
50-54	27,054	25,920	24,454	23,063	22,016	21,469
55-59	28,247	28,714	29,036	29,140	28,720	27,785
60-64	26,112	26,269	26,631	26,783	27,122	27,707
65-69	22,221	23,071	23,983	24,763	25,253	25,527
70-74	14,933	16,143	17,548	18,815	20,188	21,088
75-79	12,304	12,421	12,332	12,465	12,903	13,962
80-84	9,068	9,275	9,403	9,666	9,807	9,952
85+	7,131	7,447	7,737	8,018	8,255	8,432
남자 Male	162,825	163,629	164,334	164,936	165,437	165,847
0-14	10	10	10	9	9	9
15-19	287	278	268	260	251	246
20-24	1,425	1,316	1,240	1,168	1,110	1,065
25-29	4,064	3,937	3,767	3,625	3,454	3,204
30-34	8,089	8,300	8,335	8,218	7,999	7,818
35-39	9,564	9,748	10,126	10,633	11,119	11,512
40-44	13,850	13,004	12,237	11,695	11,375	11,368
45-49	16,661	16,406	16,273	16,042	15,717	15,060
50-54	22,203	21,327	20,155	19,036	18,157	17,668
55-59	23,406	23,749	23,926	23,997	23,629	22,877
60-64	21,001	21,236	21,644	21,760	22,037	22,471
65-69	17,056	17,699	18,421	19,096	19,543	19,844
70-74	10,620	11,527	12,555	13,537	14,604	15,326
75-79	7,616	7,764	7,771	7,883	8,202	8,968
80-84	4,358	4,542	4,652	4,857	4,977	5,034
85+	2,615	2,786	2,954	3,120	3,254	3,377
여자 Female	55,986	56,240	56,454	56,673	56,872	57,076
0-14	11	11	11	11	11	11
15-19	378	367	357	348	340	331
20-24	1,806	1,676	1,610	1,536	1,480	1,445
25-29	2,679	2,614	2,490	2,366	2,234	2,053
30-34	2,660	2,709	2,714	2,663	2,590	2,534
35-39	2,677	2,775	2,877	3,036	3,171	3,308
40-44	3,626	3,444	3,294	3,203	3,143	3,151
45-49	3,954	4,014	4,055	4,083	4,042	3,886
50-54	4,851	4,593	4,299	4,027	3,859	3,801
55-59	4,841	4,965	5,110	5,143	5,091	4,908
60-64	5,111	5,033	4,987	5,023	5,085	5,236
65-69	5,165	5,372	5,562	5,667	5,710	5,683
70-74	4,313	4,616	4,993	5,278	5,584	5,762
75-79	4,688	4,657	4,561	4,582	4,701	4,994
80-84	4,710	4,733	4,751	4,809	4,830	4,918
85+	4,516	4,661	4,783	4,898	5,001	5,055

11. 시도, 가구주의 성 및 혼인상태별 가구

Households by Household Head's Sex and Marital Status for Provinces : Both sexes

단위 : 가구, %

[전국 Whole]

Unit : household, %

연도 Year	혼인상태별 가구 By marital status					구성비 Percent distribution			
	계 Total	미혼 Single	유배우 Married	사별 Widowed	이혼 Divorced	미혼 Single	유배우 Married	사별 Widowed	이혼 Divorced
2000	14,507,010	1,461,193	10,904,453	1,596,002	545,362	10.1	75.2	11.0	3.8
2001	14,843,989	1,577,661	11,027,985	1,631,493	606,850	10.6	74.3	11.0	4.1
2002	15,170,029	1,691,428	11,127,079	1,677,573	673,949	11.1	73.3	11.1	4.4
2003	15,465,163	1,803,780	11,197,494	1,722,046	741,843	11.7	72.4	11.1	4.8
2004	15,720,436	1,907,090	11,236,093	1,766,831	810,422	12.1	71.5	11.2	5.2
2005	15,971,010	1,995,428	11,268,451	1,817,136	889,995	12.5	70.6	11.4	5.6
2006	16,158,334	2,063,548	11,302,122	1,817,358	975,306	12.8	69.9	11.2	6.0
2007	16,417,423	2,123,367	11,413,559	1,818,071	1,062,426	12.9	69.5	11.1	6.5
2008	16,673,162	2,168,438	11,541,544	1,819,062	1,144,118	13.0	69.2	10.9	6.9
2009	16,916,966	2,213,377	11,673,705	1,820,326	1,209,558	13.1	69.0	10.8	7.1
2010	17,152,277	2,258,377	11,798,785	1,821,829	1,273,286	13.2	68.8	10.6	7.4
2011	17,379,667	2,304,733	11,915,451	1,824,322	1,335,161	13.3	68.6	10.5	7.7
2012	17,596,139	2,353,856	12,019,524	1,827,543	1,395,216	13.4	68.3	10.4	7.9
2013	17,803,198	2,406,570	12,113,012	1,830,327	1,453,289	13.5	68.0	10.3	8.2
2014	18,001,541	2,463,484	12,195,784	1,832,821	1,509,452	13.7	67.7	10.2	8.4
2015	18,191,663	2,524,727	12,268,011	1,835,201	1,563,724	13.9	67.4	10.1	8.6
2016	18,373,604	2,589,733	12,329,939	1,837,619	1,616,313	14.1	67.1	10.0	8.8
2017	18,546,858	2,657,325	12,382,394	1,840,052	1,667,087	14.3	66.8	9.9	9.0
2018	18,711,665	2,726,346	12,426,443	1,842,787	1,716,089	14.6	66.4	9.8	9.2
2019	18,867,058	2,795,034	12,463,214	1,845,669	1,763,141	14.8	66.1	9.8	9.3
2020	19,011,815	2,861,370	12,493,455	1,848,787	1,808,203	15.1	65.7	9.7	9.5
2021	19,146,744	2,924,856	12,518,266	1,852,252	1,851,370	15.3	65.4	9.7	9.7
2022	19,273,336	2,982,899	12,543,806	1,856,893	1,889,738	15.5	65.1	9.6	9.8
2023	19,390,772	3,035,417	12,568,834	1,862,496	1,924,025	15.7	64.8	9.6	9.9
2024	19,497,903	3,082,071	12,592,319	1,869,131	1,954,382	15.8	64.6	9.6	10.0
2025	19,593,767	3,122,917	12,612,651	1,876,963	1,981,236	15.9	64.4	9.6	10.1
2026	19,676,345	3,158,518	12,628,041	1,885,082	2,004,704	16.1	64.2	9.6	10.2
2027	19,745,090	3,189,547	12,637,075	1,893,435	2,025,033	16.2	64.0	9.6	10.3
2028	19,800,362	3,216,704	12,638,584	1,903,024	2,042,050	16.2	63.8	9.6	10.3
2029	19,842,705	3,240,978	12,631,720	1,914,278	2,055,729	16.3	63.7	9.6	10.4
2030	19,871,144	3,263,248	12,614,805	1,926,686	2,066,405	16.4	63.5	9.7	10.4

11 시도, 가구주의 성 및 혼인상태별 가구(계속)

Households by Household Head's Sex and Marital Status for Provinces : Both sexes(Cont'd)

단위 : 가구, %

[서울 Seoul]

Unit : household, %

연도 Year	혼인상태별 가구 By marital status					구성비 Percent distribution			
	계 Total	미혼 Single	유배우 Married	사별 Widowed	이혼 Divorced	미혼 Single	유배우 Married	사별 Widowed	이혼 Divorced
2000	3,120,733	440,155	2,282,013	259,370	139,195	14.1	73.1	8.3	4.5
2001	3,163,253	469,626	2,281,435	263,877	148,315	14.8	72.1	8.3	4.7
2002	3,201,849	495,104	2,277,159	269,921	159,665	15.5	71.1	8.4	5.0
2003	3,245,962	523,875	2,273,437	277,172	171,478	16.1	70.0	8.5	5.3
2004	3,292,730	551,628	2,271,171	285,857	184,074	16.8	69.0	8.7	5.6
2005	3,338,744	574,500	2,267,775	295,515	200,954	17.2	67.9	8.9	6.0
2006	3,373,109	593,573	2,267,269	296,204	216,063	17.6	67.2	8.8	6.4
2007	3,426,965	611,945	2,283,767	296,920	234,333	17.9	66.6	8.7	6.8
2008	3,477,815	624,736	2,303,829	297,716	251,534	18.0	66.2	8.6	7.2
2009	3,525,393	636,289	2,325,025	298,567	265,512	18.0	66.0	8.5	7.5
2010	3,570,190	646,671	2,344,848	299,497	279,174	18.1	65.7	8.4	7.8
2011	3,612,668	656,231	2,362,950	301,015	292,472	18.2	65.4	8.3	8.1
2012	3,652,341	665,594	2,378,450	302,855	305,442	18.2	65.1	8.3	8.4
2013	3,689,266	675,242	2,391,304	304,689	318,031	18.3	64.8	8.3	8.6
2014	3,723,895	685,602	2,401,467	306,540	330,286	18.4	64.5	8.2	8.9
2015	3,756,352	696,951	2,408,783	308,441	342,177	18.6	64.1	8.2	9.1
2016	3,786,634	709,313	2,413,219	310,369	353,733	18.7	63.7	8.2	9.3
2017	3,814,832	722,466	2,415,076	312,350	364,940	18.9	63.3	8.2	9.6
2018	3,840,540	736,078	2,414,353	314,334	375,775	19.2	62.9	8.2	9.8
2019	3,863,881	749,724	2,411,636	316,334	386,187	19.4	62.4	8.2	10.0
2020	3,884,190	762,906	2,406,874	318,270	396,140	19.6	62.0	8.2	10.2
2021	3,901,620	775,352	2,400,519	320,177	405,572	19.9	61.5	8.2	10.4
2022	3,915,854	786,242	2,393,631	322,152	413,829	20.1	61.1	8.2	10.6
2023	3,926,936	795,540	2,386,204	324,159	421,033	20.3	60.8	8.3	10.7
2024	3,934,793	803,160	2,378,210	326,147	427,276	20.4	60.4	8.3	10.9
2025	3,939,436	809,269	2,369,349	328,180	432,638	20.5	60.1	8.3	11.0
2026	3,940,667	814,073	2,359,352	330,078	437,164	20.7	59.9	8.4	11.1
2027	3,938,271	817,755	2,347,849	331,830	440,837	20.8	59.6	8.4	11.2
2028	3,932,284	820,481	2,334,604	333,519	443,680	20.9	59.4	8.5	11.3
2029	3,923,326	822,525	2,319,743	335,277	445,781	21.0	59.1	8.5	11.4
2030	3,911,346	824,180	2,302,971	337,059	447,136	21.1	58.9	8.6	11.4

11 시도, 가구주의 성 및 혼인상태별 가구(계속)

Households by Household Head's Sex and Marital Status for Provinces : Both sexes(Cont'd)

단위 : 가구, %

Unit : household, %

[부산 Busan]

연도 Year	혼인상태별 가구 By marital status					구성비 Percent distribution			
	계 Total	미혼 Single	유배우 Married	사별 Widowed	이혼 Divorced	미혼 Single	유배우 Married	사별 Widowed	이혼 Divorced
2000	1,134,789	91,475	854,112	132,995	56,207	8.1	75.3	11.7	5.0
2001	1,151,623	98,924	854,215	137,305	61,179	8.6	74.2	11.9	5.3
2002	1,161,126	104,657	848,347	141,424	66,698	9.0	73.1	12.2	5.7
2003	1,167,417	110,171	840,172	144,811	72,263	9.4	72.0	12.4	6.2
2004	1,174,981	115,715	832,762	148,352	78,152	9.8	70.9	12.6	6.7
2005	1,184,449	120,115	825,004	152,007	87,323	10.1	69.7	12.8	7.4
2006	1,187,365	121,478	821,954	152,499	91,434	10.2	69.2	12.8	7.7
2007	1,197,393	123,892	822,295	153,022	98,184	10.3	68.7	12.8	8.2
2008	1,207,046	125,591	823,526	153,544	104,385	10.4	68.2	12.7	8.6
2009	1,215,702	127,355	825,184	154,071	109,092	10.5	67.9	12.7	9.0
2010	1,223,884	129,227	826,515	154,609	113,533	10.6	67.5	12.6	9.3
2011	1,231,611	131,267	827,459	155,157	117,728	10.7	67.2	12.6	9.6
2012	1,238,750	133,498	827,753	155,784	121,715	10.8	66.8	12.6	9.8
2013	1,245,206	135,929	827,437	156,353	125,487	10.9	66.4	12.6	10.1
2014	1,250,929	138,538	826,438	156,895	129,058	11.1	66.1	12.5	10.3
2015	1,255,879	141,288	824,722	157,418	132,451	11.3	65.7	12.5	10.5
2016	1,260,154	144,145	822,399	157,949	135,661	11.4	65.3	12.5	10.8
2017	1,263,606	147,016	819,419	158,472	138,699	11.6	64.8	12.5	11.0
2018	1,266,399	149,876	815,917	159,041	141,565	11.8	64.4	12.6	11.2
2019	1,268,247	152,686	811,791	159,539	144,231	12.0	64.0	12.6	11.4
2020	1,269,291	155,350	807,196	160,027	146,718	12.2	63.6	12.6	11.6
2021	1,269,606	157,914	802,185	160,474	149,033	12.4	63.2	12.6	11.7
2022	1,269,319	160,285	797,116	160,958	150,960	12.6	62.8	12.7	11.9
2023	1,268,371	162,434	791,917	161,471	152,549	12.8	62.4	12.7	12.0
2024	1,266,662	164,305	786,576	161,976	153,805	13.0	62.1	12.8	12.1
2025	1,264,126	165,988	780,992	162,425	154,721	13.1	61.8	12.8	12.2
2026	1,260,711	167,461	775,050	162,804	155,396	13.3	61.5	12.9	12.3
2027	1,256,288	168,729	768,695	163,081	155,783	13.4	61.2	13.0	12.4
2028	1,251,045	169,855	761,940	163,329	155,921	13.6	60.9	13.1	12.5
2029	1,245,048	170,839	754,786	163,597	155,826	13.7	60.6	13.1	12.5
2030	1,238,031	171,698	747,105	163,775	155,453	13.9	60.3	13.2	12.6

11 시도, 가구주의 성 및 혼인상태별 가구(계속)

Households by Household Head's Sex and Marital Status for Provinces : Both sexes(Cont'd)

단위 : 가구, %

Unit : household, %

[대구 Daegu]

연도 Year	혼인상태별 가구 By marital status					구성비 Percent distribution			
	계 Total	미혼 Single	유배우 Married	사별 Widowed	이혼 Divorced	미혼 Single	유배우 Married	사별 Widowed	이혼 Divorced
2000	771,067	76,669	581,997	80,769	31,632	9.9	75.5	10.5	4.1
2001	784,869	80,977	585,880	83,073	34,939	10.3	74.6	10.6	4.5
2002	793,137	84,261	585,145	85,280	38,451	10.6	73.8	10.8	4.8
2003	801,847	87,479	584,736	87,525	42,107	10.9	72.9	10.9	5.3
2004	806,723	90,227	580,984	89,677	45,835	11.2	72.0	11.1	5.7
2005	809,612	90,837	576,766	92,725	49,284	11.2	71.2	11.5	6.1
2006	811,981	92,115	573,084	92,436	54,346	11.3	70.6	11.4	6.7
2007	818,012	93,313	573,845	92,175	58,679	11.4	70.2	11.3	7.2
2008	823,882	93,968	575,309	91,929	62,676	11.4	69.8	11.2	7.6
2009	829,104	94,740	576,925	91,703	65,736	11.4	69.6	11.1	7.9
2010	833,947	95,600	578,202	91,481	68,664	11.5	69.3	11.0	8.2
2011	838,796	96,628	579,139	91,593	71,436	11.5	69.0	10.9	8.5
2012	843,148	97,842	579,530	91,720	74,056	11.6	68.7	10.9	8.8
2013	847,188	99,248	579,572	91,853	76,515	11.7	68.4	10.8	9.0
2014	850,847	100,873	579,142	91,989	78,843	11.9	68.1	10.8	9.3
2015	854,129	102,663	578,332	92,122	81,012	12.0	67.7	10.8	9.5
2016	857,037	104,599	577,125	92,255	83,058	12.2	67.3	10.8	9.7
2017	859,573	106,610	575,627	92,348	84,988	12.4	67.0	10.7	9.9
2018	861,848	108,667	573,908	92,485	86,788	12.6	66.6	10.7	10.1
2019	863,680	110,694	571,927	92,585	88,474	12.8	66.2	10.7	10.2
2020	864,973	112,593	569,674	92,677	90,029	13.0	65.9	10.7	10.4
2021	865,919	114,343	567,263	92,822	91,491	13.2	65.5	10.7	10.6
2022	866,464	115,879	564,919	92,972	92,694	13.4	65.2	10.7	10.7
2023	866,726	117,182	562,627	93,164	93,753	13.5	64.9	10.7	10.8
2024	866,591	118,290	560,268	93,398	94,635	13.7	64.7	10.8	10.9
2025	866,050	119,182	557,851	93,674	95,343	13.8	64.4	10.8	11.0
2026	864,976	119,923	555,173	93,973	95,907	13.9	64.2	10.9	11.1
2027	863,324	120,522	552,248	94,262	96,292	14.0	64.0	10.9	11.2
2028	861,045	120,974	548,994	94,559	96,518	14.0	63.8	11.0	11.2
2029	858,399	121,330	545,482	94,918	96,669	14.1	63.5	11.1	11.3
2030	855,157	121,650	541,607	95,252	96,648	14.2	63.3	11.1	11.3

11 시도, 가구주의 성 및 혼인상태별 가구(계속)

Households by Household Head's Sex and Marital Status for Provinces : Both sexes(Cont'd)

단위 : 가구, %

Unit : household, %

[인천 Incheon]

연도 Year	혼인상태별 가구 By marital status					구성비 Percent distribution			
	계 Total	미혼 Single	유배우 Married	사별 Widowed	이혼 Divorced	미혼 Single	유배우 Married	사별 Widowed	이혼 Divorced
2000	760,610	75,357	588,823	60,288	36,142	9.9	77.4	7.9	4.8
2001	776,166	80,780	592,725	62,641	40,020	10.4	76.4	8.1	5.2
2002	794,337	86,816	597,874	65,263	44,384	10.9	75.3	8.2	5.6
2003	806,640	92,002	598,274	67,669	48,695	11.4	74.2	8.4	6.0
2004	816,759	96,066	597,498	70,013	53,182	11.8	73.2	8.6	6.5
2005	830,613	99,855	596,592	72,630	61,536	12.0	71.8	8.7	7.4
2006	844,822	104,801	601,895	73,554	64,572	12.4	71.2	8.7	7.6
2007	862,816	108,719	609,079	74,510	70,508	12.6	70.6	8.6	8.2
2008	880,767	111,937	617,356	75,448	76,026	12.7	70.1	8.6	8.6
2009	898,054	115,229	626,018	76,391	80,416	12.8	69.7	8.5	9.0
2010	915,045	118,572	634,428	77,351	84,694	13.0	69.3	8.5	9.3
2011	931,645	122,018	642,475	78,307	88,845	13.1	69.0	8.4	9.5
2012	947,811	125,633	649,964	79,323	92,891	13.3	68.6	8.4	9.8
2013	963,567	129,487	656,930	80,324	96,826	13.4	68.2	8.3	10.0
2014	979,056	133,580	663,456	81,350	100,670	13.6	67.8	8.3	10.3
2015	994,274	137,897	669,547	82,422	104,408	13.9	67.3	8.3	10.5
2016	1,009,152	142,404	675,179	83,507	108,062	14.1	66.9	8.3	10.7
2017	1,023,647	147,040	680,364	84,616	111,627	14.4	66.5	8.3	10.9
2018	1,037,781	151,743	685,163	85,764	115,111	14.6	66.0	8.3	11.1
2019	1,051,571	156,430	689,645	86,969	118,527	14.9	65.6	8.3	11.3
2020	1,064,973	161,064	693,826	88,238	121,845	15.1	65.1	8.3	11.4
2021	1,077,976	165,601	697,770	89,535	125,070	15.4	64.7	8.3	11.6
2022	1,090,555	169,886	701,769	90,910	127,990	15.6	64.3	8.3	11.7
2023	1,102,643	173,897	705,728	92,335	130,683	15.8	64.0	8.4	11.9
2024	1,114,152	177,588	709,603	93,829	133,132	15.9	63.7	8.4	11.9
2025	1,124,941	180,947	713,222	95,389	135,383	16.1	63.4	8.5	12.0
2026	1,134,912	183,972	716,523	96,985	137,432	16.2	63.1	8.5	12.1
2027	1,143,952	186,721	719,365	98,614	139,252	16.3	62.9	8.6	12.2
2028	1,152,032	189,186	721,670	100,286	140,890	16.4	62.6	8.7	12.2
2029	1,159,154	191,455	723,393	102,009	142,297	16.5	62.4	8.8	12.3
2030	1,165,200	193,533	724,441	103,779	143,447	16.6	62.2	8.9	12.3

11 시도, 가구주의 성 및 혼인상태별 가구(계속)

Households by Household Head's Sex and Marital Status for Provinces : Both sexes(Cont'd)

단위 : 가구, %

Unit : household, %

[광주 Gwangju]

연도 Year	혼인상태별 가구 By marital status					구성비 Percent distribution			
	계 Total	미혼 Single	유배우 Married	사별 Widowed	이혼 Divorced	미혼 Single	유배우 Married	사별 Widowed	이혼 Divorced
2000	418,812	51,315	312,188	41,457	13,852	12.3	74.5	9.9	3.3
2001	430,817	54,048	318,342	42,510	15,917	12.5	73.9	9.9	3.7
2002	440,912	57,273	321,916	43,647	18,076	13.0	73.0	9.9	4.1
2003	449,225	60,073	324,118	44,822	20,212	13.4	72.2	10.0	4.5
2004	455,671	62,625	324,712	45,957	22,377	13.7	71.3	10.1	4.9
2005	460,570	63,787	324,957	47,372	24,454	13.8	70.6	10.3	5.3
2006	466,890	65,512	326,504	47,383	27,491	14.0	69.9	10.1	5.9
2007	473,034	66,467	329,281	47,433	29,853	14.1	69.6	10.0	6.3
2008	478,976	66,910	332,584	47,477	32,005	14.0	69.4	9.9	6.7
2009	484,516	67,300	335,993	47,540	33,683	13.9	69.3	9.8	7.0
2010	489,770	67,725	339,155	47,593	35,297	13.8	69.2	9.7	7.2
2011	494,948	68,263	342,038	47,773	36,874	13.8	69.1	9.7	7.5
2012	499,851	68,926	344,560	48,003	38,362	13.8	68.9	9.6	7.7
2013	504,519	69,781	346,754	48,213	39,771	13.8	68.7	9.6	7.9
2014	508,892	70,791	348,587	48,427	41,087	13.9	68.5	9.5	8.1
2015	512,970	71,992	350,019	48,626	42,333	14.0	68.2	9.5	8.3
2016	516,830	73,322	351,141	48,845	43,522	14.2	67.9	9.5	8.4
2017	520,478	74,739	351,990	49,073	44,676	14.4	67.6	9.4	8.6
2018	523,856	76,183	352,553	49,327	45,793	14.5	67.3	9.4	8.7
2019	526,882	77,599	352,867	49,573	46,843	14.7	67.0	9.4	8.9
2020	529,582	78,907	352,980	49,839	47,856	14.9	66.7	9.4	9.0
2021	532,022	80,109	352,940	50,133	48,840	15.1	66.3	9.4	9.2
2022	534,245	81,133	352,973	50,449	49,690	15.2	66.1	9.4	9.3
2023	536,201	81,978	353,039	50,773	50,411	15.3	65.8	9.5	9.4
2024	537,941	82,642	353,124	51,149	51,026	15.4	65.6	9.5	9.5
2025	539,361	83,106	353,182	51,550	51,523	15.4	65.5	9.6	9.6
2026	540,514	83,451	353,159	51,945	51,959	15.4	65.3	9.6	9.6
2027	541,384	83,602	353,098	52,362	52,322	15.4	65.2	9.7	9.7
2028	541,989	83,668	352,871	52,789	52,661	15.4	65.1	9.7	9.7
2029	542,286	83,678	352,444	53,249	52,915	15.4	65.0	9.8	9.8
2030	542,288	83,668	351,795	53,724	53,101	15.4	64.9	9.9	9.8

11 시도, 가구주의 성 및 혼인상태별 가구(계속)

Households by Household Head's Sex and Marital Status for Provinces : Both sexes(Cont'd)

단위 : 가구, %

Unit : household, %

[대전 Daejeon]

연도 Year	혼인상태별 가구 By marital status					구성비 Percent distribution			
	계 Total	미혼 Single	유배우 Married	사별 Widowed	이혼 Divorced	미혼 Single	유배우 Married	사별 Widowed	이혼 Divorced
2000	418,123	52,868	315,493	33,350	16,412	12.6	75.5	8.0	3.9
2001	438,789	58,091	327,249	34,811	18,638	13.2	74.6	7.9	4.2
2002	451,255	62,455	331,765	36,163	20,872	13.8	73.5	8.0	4.6
2003	464,566	67,128	336,434	37,687	23,317	14.4	72.4	8.1	5.0
2004	473,374	70,847	337,761	39,074	25,692	15.0	71.4	8.3	5.4
2005	482,440	74,786	338,852	40,576	28,226	15.5	70.2	8.4	5.9
2006	490,799	77,656	340,998	40,804	31,341	15.8	69.5	8.3	6.4
2007	500,170	79,882	344,985	41,071	34,232	16.0	69.0	8.2	6.8
2008	509,433	81,532	349,602	41,328	36,971	16.0	68.6	8.1	7.3
2009	518,398	83,159	354,442	41,600	39,197	16.0	68.4	8.0	7.6
2010	527,151	84,761	359,133	41,871	41,386	16.1	68.1	7.9	7.9
2011	535,818	86,347	363,702	42,221	43,548	16.1	67.9	7.9	8.1
2012	544,257	88,017	367,996	42,593	45,651	16.2	67.6	7.8	8.4
2013	552,544	89,828	372,042	42,959	47,715	16.3	67.3	7.8	8.6
2014	560,721	91,817	375,824	43,341	49,739	16.4	67.0	7.7	8.9
2015	568,793	93,997	379,303	43,749	51,744	16.5	66.7	7.7	9.1
2016	576,698	96,323	382,505	44,171	53,699	16.7	66.3	7.7	9.3
2017	584,351	98,767	385,373	44,590	55,621	16.9	65.9	7.6	9.5
2018	591,737	101,252	387,924	45,032	57,529	17.1	65.6	7.6	9.7
2019	598,751	103,674	390,175	45,505	59,397	17.3	65.2	7.6	9.9
2020	605,353	105,978	392,195	45,979	61,201	17.5	64.8	7.6	10.1
2021	611,681	108,228	394,006	46,462	62,985	17.7	64.4	7.6	10.3
2022	617,733	110,268	395,859	46,988	64,618	17.9	64.1	7.6	10.5
2023	623,434	112,072	397,699	47,550	66,113	18.0	63.8	7.6	10.6
2024	628,821	113,650	399,487	48,174	67,510	18.1	63.5	7.7	10.7
2025	633,866	114,979	401,258	48,833	68,796	18.1	63.3	7.7	10.9
2026	638,506	116,166	402,887	49,497	69,956	18.2	63.1	7.8	11.0
2027	642,751	117,274	404,322	50,146	71,009	18.2	62.9	7.8	11.0
2028	646,635	118,310	405,559	50,838	71,928	18.3	62.7	7.9	11.1
2029	650,269	119,360	406,554	51,572	72,783	18.4	62.5	7.9	11.2
2030	653,570	120,419	407,281	52,319	73,551	18.4	62.3	8.0	11.3

11 시도, 가구주의 성 및 혼인상태별 가구(계속)

Households by Household Head's Sex and Marital Status for Provinces : Both sexes(Cont'd)

단위 : 가구, %

Unit : household, %

[울산 Ulsan]

연도 Year	혼인상태별 가구 By marital status					구성비 Percent distribution			
	계 Total	미혼 Single	유배우 Married	사별 Widowed	이혼 Divorced	미혼 Single	유배우 Married	사별 Widowed	이혼 Divorced
2000	312,972	27,594	248,721	24,570	12,087	8.8	79.5	7.9	3.9
2001	319,546	30,470	250,021	25,469	13,586	9.5	78.2	8.0	4.3
2002	326,584	32,758	252,353	26,344	15,129	10.0	77.3	8.1	4.6
2003	331,444	34,222	253,375	27,183	16,664	10.3	76.4	8.2	5.0
2004	337,083	34,971	255,968	27,954	18,190	10.4	75.9	8.3	5.4
2005	341,790	34,745	258,447	28,856	19,742	10.2	75.6	8.4	5.8
2006	343,105	35,879	255,763	29,368	22,095	10.5	74.5	8.6	6.4
2007	349,482	36,735	258,647	29,906	24,194	10.5	74.0	8.6	6.9
2008	355,892	37,348	261,932	30,433	26,179	10.5	73.6	8.6	7.4
2009	362,122	38,005	265,349	30,983	27,785	10.5	73.3	8.6	7.7
2010	368,147	38,718	268,552	31,538	29,339	10.5	72.9	8.6	8.0
2011	374,094	39,524	271,522	32,184	30,864	10.6	72.6	8.6	8.3
2012	379,876	40,464	274,183	32,888	32,341	10.7	72.2	8.7	8.5
2013	385,517	41,535	276,587	33,622	33,773	10.8	71.7	8.7	8.8
2014	391,061	42,776	278,746	34,394	35,145	10.9	71.3	8.8	9.0
2015	396,496	44,134	280,707	35,202	36,453	11.1	70.8	8.9	9.2
2016	401,869	45,610	282,488	36,049	37,722	11.3	70.3	9.0	9.4
2017	407,201	47,172	284,178	36,904	38,947	11.6	69.8	9.1	9.6
2018	412,490	48,763	285,799	37,820	40,108	11.8	69.3	9.2	9.7
2019	417,711	50,362	287,381	38,727	41,241	12.1	68.8	9.3	9.9
2020	422,861	51,946	288,924	39,695	42,296	12.3	68.3	9.4	10.0
2021	427,909	53,463	290,412	40,682	43,352	12.5	67.9	9.5	10.1
2022	432,860	54,857	291,989	41,713	44,301	12.7	67.5	9.6	10.2
2023	437,731	56,175	293,615	42,778	45,163	12.8	67.1	9.8	10.3
2024	442,378	57,330	295,221	43,881	45,946	13.0	66.7	9.9	10.4
2025	446,751	58,388	296,735	45,000	46,628	13.1	66.4	10.1	10.4
2026	450,750	59,264	298,111	46,152	47,223	13.1	66.1	10.2	10.5
2027	454,300	60,013	299,283	47,296	47,708	13.2	65.9	10.4	10.5
2028	457,369	60,571	300,187	48,476	48,135	13.2	65.6	10.6	10.5
2029	459,950	61,025	300,875	49,637	48,413	13.3	65.4	10.8	10.5
2030	462,104	61,363	301,251	50,847	48,643	13.3	65.2	11.0	10.5

11 시도, 가구주의 성 및 혼인상태별 가구(계속)

Households by Household Head's Sex and Marital Status for Provinces : Both sexes(Cont'd)

단위 : 가구. %

Unit : household. %

[경기 Gyeonggi]

연도 Year	혼인상태별 가구 By marital status					구성비 Percent distribution			
	계 Total	미혼 Single	유배우 Married	사별 Widowed	이혼 Divorced	미혼 Single	유배우 Married	사별 Widowed	이혼 Divorced
2000	2,687,564	257,951	2,126,148	202,605	100,860	9.6	79.1	7.5	3.8
2001	2,814,497	286,281	2,199,619	212,491	116,106	10.2	78.2	7.5	4.1
2002	2,969,812	321,586	2,289,958	224,564	133,704	10.8	77.1	7.6	4.5
2003	3,117,075	356,667	2,370,875	236,983	152,550	11.4	76.1	7.6	4.9
2004	3,233,145	388,220	2,425,176	248,071	171,678	12.0	75.0	7.7	5.3
2005	3,342,398	415,430	2,477,645	258,473	190,850	12.4	74.1	7.7	5.7
2006	3,436,678	438,558	2,519,288	262,499	216,333	12.8	73.3	7.6	6.3
2007	3,550,049	461,426	2,581,598	266,546	240,479	13.0	72.7	7.5	6.8
2008	3,663,101	480,785	2,647,855	270,609	263,852	13.1	72.3	7.4	7.2
2009	3,773,106	500,024	2,714,519	274,703	283,860	13.3	71.9	7.3	7.5
2010	3,880,724	519,082	2,778,885	278,853	303,904	13.4	71.6	7.2	7.8
2011	3,985,289	538,176	2,840,288	282,997	323,828	13.5	71.3	7.1	8.1
2012	4,086,664	557,655	2,898,098	287,303	343,608	13.6	70.9	7.0	8.4
2013	4,184,929	577,852	2,952,374	291,514	363,189	13.8	70.5	7.0	8.7
2014	4,280,776	599,179	3,003,317	295,706	382,574	14.0	70.2	6.9	8.9
2015	4,374,335	621,811	3,050,802	299,959	401,763	14.2	69.7	6.9	9.2
2016	4,465,587	645,712	3,094,976	304,222	420,677	14.5	69.3	6.8	9.4
2017	4,554,794	670,735	3,136,211	308,560	439,288	14.7	68.9	6.8	9.6
2018	4,642,029	696,512	3,174,939	312,978	457,600	15.0	68.4	6.7	9.9
2019	4,727,323	722,655	3,211,626	317,549	475,493	15.3	67.9	6.7	10.1
2020	4,810,352	748,691	3,246,362	322,203	493,096	15.6	67.5	6.7	10.3
2021	4,891,125	774,383	3,279,467	326,992	510,283	15.8	67.0	6.7	10.4
2022	4,970,032	798,879	3,312,816	332,060	526,277	16.1	66.7	6.7	10.6
2023	5,046,481	822,046	3,345,870	337,391	541,174	16.3	66.3	6.7	10.7
2024	5,120,326	843,689	3,378,561	342,986	555,090	16.5	66.0	6.7	10.8
2025	5,191,055	863,876	3,410,187	348,899	568,093	16.6	65.7	6.7	10.9
2026	5,257,980	882,616	3,440,239	354,930	580,195	16.8	65.4	6.8	11.0
2027	5,320,872	900,083	3,468,277	361,129	591,383	16.9	65.2	6.8	11.1
2028	5,378,910	916,240	3,493,785	367,551	601,334	17.0	65.0	6.8	11.2
2029	5,432,174	931,155	3,516,434	374,355	610,230	17.1	64.7	6.9	11.2
2030	5,480,484	945,121	3,535,695	381,538	618,130	17.2	64.5	7.0	11.3

11 시도, 가구의 성 및 혼인상태별 가구(계속)

Households by Household Head's Sex and Marital Status for Provinces : Both sexes(Cont'd)

단위 : 가구, %

[강원 Gangwon]

Unit : household, %

연도 Year	혼인상태별 가구 By marital status					구성비 Percent distribution			
	계 Total	미혼 Single	유배우 Married	사별 Widowed	이혼 Divorced	미혼 Single	유배우 Married	사별 Widowed	이혼 Divorced
2000	497,374	50,802	364,193	65,933	16,446	10.2	73.2	13.3	3.3
2001	506,811	53,622	367,698	67,055	18,436	10.6	72.6	13.2	3.6
2002	513,492	56,102	368,219	68,709	20,462	10.9	71.7	13.4	4.0
2003	518,125	58,543	367,172	70,036	22,374	11.3	70.9	13.5	4.3
2004	523,655	61,352	366,611	71,433	24,259	11.7	70.0	13.6	4.6
2005	528,482	63,633	365,766	73,082	26,001	12.0	69.2	13.8	4.9
2006	529,822	64,648	363,815	72,693	28,666	12.2	68.7	13.7	5.4
2007	532,485	65,067	364,185	72,342	30,891	12.2	68.4	13.6	5.8
2008	535,213	65,272	365,044	71,974	32,923	12.2	68.2	13.4	6.2
2009	537,724	65,619	366,046	71,622	34,437	12.2	68.1	13.3	6.4
2010	540,072	66,072	366,859	71,269	35,872	12.2	67.9	13.2	6.6
2011	542,282	66,686	367,505	70,862	37,229	12.3	67.8	13.1	6.9
2012	544,242	67,479	367,807	70,463	38,493	12.4	67.6	12.9	7.1
2013	546,026	68,449	367,893	70,013	39,671	12.5	67.4	12.8	7.3
2014	547,582	69,537	367,742	69,531	40,772	12.7	67.2	12.7	7.4
2015	548,957	70,738	367,377	69,035	41,807	12.9	66.9	12.6	7.6
2016	550,127	72,020	366,783	68,544	42,780	13.1	66.7	12.5	7.8
2017	550,927	73,319	365,908	68,048	43,652	13.3	66.4	12.4	7.9
2018	551,360	74,597	364,786	67,531	44,446	13.5	66.2	12.2	8.1
2019	551,353	75,746	363,426	66,997	45,184	13.7	65.9	12.2	8.2
2020	550,947	76,726	361,912	66,452	45,857	13.9	65.7	12.1	8.3
2021	550,171	77,601	360,200	65,898	46,472	14.1	65.5	12.0	8.4
2022	549,196	78,323	358,540	65,394	46,939	14.3	65.3	11.9	8.5
2023	547,904	78,902	356,830	64,879	47,293	14.4	65.1	11.8	8.6
2024	546,391	79,305	355,124	64,393	47,569	14.5	65.0	11.8	8.7
2025	544,530	79,509	353,314	63,931	47,776	14.6	64.9	11.7	8.8
2026	542,314	79,536	351,434	63,502	47,842	14.7	64.8	11.7	8.8
2027	539,734	79,407	349,377	63,083	47,867	14.7	64.7	11.7	8.9
2028	537,007	79,202	347,209	62,730	47,866	14.7	64.7	11.7	8.9
2029	534,132	79,010	344,848	62,478	47,796	14.8	64.6	11.7	8.9
2030	531,033	78,842	342,278	62,298	47,615	14.8	64.5	11.7	9.0

11 시도, 가구주의 성 및 혼인상태별 가구(계속)

Households by Household Head's Sex and Marital Status for Provinces : Both sexes(Cont'd)

단위 : 가구, %

Unit : household, %

[충북 Chungbuk]

연도 Year	혼인상태별 가구 By marital status					구성비 Percent distribution			
	계 Total	미혼 Single	유배우 Married	사별 Widowed	이혼 Divorced	미혼 Single	유배우 Married	사별 Widowed	이혼 Divorced
2000	464,187	48,843	345,039	56,708	13,597	10.5	74.3	12.2	2.9
2001	479,680	53,276	352,330	58,327	15,747	11.1	73.5	12.2	3.3
2002	487,205	56,754	352,866	59,848	17,737	11.6	72.4	12.3	3.6
2003	493,165	60,022	352,212	61,261	19,670	12.2	71.4	12.4	4.0
2004	500,384	63,297	352,609	62,903	21,575	12.6	70.5	12.6	4.3
2005	506,992	66,119	352,728	64,818	23,327	13.0	69.6	12.8	4.6
2006	510,664	67,938	352,165	64,496	26,065	13.3	69.0	12.6	5.1
2007	515,762	68,718	354,598	64,209	28,237	13.3	68.8	12.4	5.5
2008	520,898	69,118	357,657	63,902	30,221	13.3	68.7	12.3	5.8
2009	525,858	69,678	360,838	63,615	31,727	13.3	68.6	12.1	6.0
2010	530,771	70,370	363,914	63,330	33,157	13.3	68.6	11.9	6.2
2011	535,589	71,233	366,792	63,041	34,523	13.3	68.5	11.8	6.4
2012	540,164	72,226	369,344	62,774	35,820	13.4	68.4	11.6	6.6
2013	544,623	73,426	371,660	62,471	37,066	13.5	68.2	11.5	6.8
2014	548,952	74,806	373,748	62,132	38,266	13.6	68.1	11.3	7.0
2015	553,152	76,320	375,656	61,822	39,354	13.8	67.9	11.2	7.1
2016	557,058	77,884	377,290	61,494	40,390	14.0	67.7	11.0	7.3
2017	560,620	79,416	378,669	61,130	41,405	14.2	67.5	10.9	7.4
2018	563,831	80,912	379,820	60,732	42,367	14.4	67.4	10.8	7.5
2019	566,707	82,277	380,811	60,377	43,242	14.5	67.2	10.7	7.6
2020	569,072	83,448	381,628	60,008	43,988	14.7	67.1	10.5	7.7
2021	571,087	84,457	382,288	59,675	44,667	14.8	66.9	10.4	7.8
2022	572,983	85,313	383,028	59,384	45,258	14.9	66.8	10.4	7.9
2023	574,650	85,994	383,760	59,107	45,789	15.0	66.8	10.3	8.0
2024	576,022	86,489	384,488	58,906	46,139	15.0	66.7	10.2	8.0
2025	577,124	86,798	385,130	58,765	46,431	15.0	66.7	10.2	8.0
2026	577,925	86,999	385,662	58,678	46,586	15.1	66.7	10.2	8.1
2027	578,491	87,104	386,035	58,621	46,731	15.1	66.7	10.1	8.1
2028	578,957	87,154	386,271	58,690	46,842	15.1	66.7	10.1	8.1
2029	579,099	87,175	386,237	58,872	46,815	15.1	66.7	10.2	8.1
2030	578,927	87,181	385,931	59,109	46,706	15.1	66.7	10.2	8.1

11 시도, 가구주의 성 및 혼인상태별 가구(계속)

Households by Household Head's Sex and Marital Status for Provinces : Both sexes(Cont'd)

단위 : 가구, %

Unit : household, %

[충남 Chungnam]

연도 Year	혼인상태별 가구 By marital status					구성비 Percent distribution			
	계 Total	미혼 Single	유배우 Married	사별 Widowed	이혼 Divorced	미혼 Single	유배우 Married	사별 Widowed	이혼 Divorced
2000	609,844	49,991	458,014	86,558	15,281	8.2	75.1	14.2	2.5
2001	617,821	53,360	461,002	85,985	17,474	8.6	74.6	13.9	2.8
2002	628,822	58,376	462,757	87,889	19,800	9.3	73.6	14.0	3.1
2003	638,760	63,428	463,858	89,597	21,877	9.9	72.6	14.0	3.4
2004	651,051	70,339	464,886	91,886	23,940	10.8	71.4	14.1	3.7
2005	664,429	78,529	465,649	94,440	25,811	11.8	70.1	14.2	3.9
2006	671,853	81,193	467,888	93,772	29,000	12.1	69.6	14.0	4.3
2007	681,897	82,704	474,423	93,138	31,632	12.1	69.6	13.7	4.6
2008	692,015	83,678	481,789	92,456	34,092	12.1	69.6	13.4	4.9
2009	701,933	84,694	489,434	91,789	36,016	12.1	69.7	13.1	5.1
2010	711,711	85,847	496,843	91,125	37,896	12.1	69.8	12.8	5.3
2011	721,407	87,225	504,002	90,467	39,713	12.1	69.9	12.5	5.5
2012	730,821	88,880	510,651	89,806	41,484	12.2	69.9	12.3	5.7
2013	739,947	90,808	516,884	89,084	43,171	12.3	69.9	12.0	5.8
2014	748,925	92,983	522,805	88,327	44,810	12.4	69.8	11.8	6.0
2015	757,746	95,382	528,405	87,573	46,386	12.6	69.7	11.6	6.1
2016	766,331	97,968	533,653	86,782	47,928	12.8	69.6	11.3	6.3
2017	774,474	100,721	538,437	85,934	49,382	13.0	69.5	11.1	6.4
2018	782,315	103,586	542,851	85,078	50,800	13.2	69.4	10.9	6.5
2019	789,892	106,469	547,027	84,255	52,141	13.5	69.3	10.7	6.6
2020	797,032	109,214	550,982	83,458	53,378	13.7	69.1	10.5	6.7
2021	803,691	111,757	554,738	82,662	54,534	13.9	69.0	10.3	6.8
2022	810,081	114,014	558,543	81,947	55,577	14.1	68.9	10.1	6.9
2023	816,215	116,072	562,350	81,307	56,486	14.2	68.9	10.0	6.9
2024	822,086	118,006	566,090	80,751	57,239	14.4	68.9	9.8	7.0
2025	827,742	119,717	569,765	80,361	57,899	14.5	68.8	9.7	7.0
2026	832,939	121,242	573,256	80,008	58,433	14.6	68.8	9.6	7.0
2027	837,754	122,621	576,574	79,693	58,866	14.6	68.8	9.5	7.0
2028	842,386	123,942	579,666	79,537	59,241	14.7	68.8	9.4	7.0
2029	846,650	125,150	582,486	79,523	59,491	14.8	68.8	9.4	7.0
2030	850,636	126,371	584,927	79,641	59,697	14.9	68.8	9.4	7.0

11 시도, 가구주의 성 및 혼인상태별 가구(계속)

Households by Household Head's Sex and Marital Status for Provinces : Both sexes(Cont'd)

단위 : 가구, %

Unit : household, %

[전북 Jeonbuk]

연도 Year	혼인상태별 가구 By marital status					구성비 Percent distribution			
	계 Total	미혼 Single	유배우 Married	사별 Widowed	이혼 Divorced	미혼 Single	유배우 Married	사별 Widowed	이혼 Divorced
2000	614,084	46,899	450,336	99,492	17,357	7.6	73.3	16.2	2.8
2001	620,600	50,932	449,732	100,042	19,894	8.2	72.5	16.1	3.2
2002	625,012	53,313	447,655	101,784	22,260	8.5	71.6	16.3	3.6
2003	627,071	54,988	444,781	102,989	24,313	8.8	70.9	16.4	3.9
2004	628,189	56,056	441,566	104,441	26,126	8.9	70.3	16.6	4.2
2005	629,032	56,925	438,060	106,386	27,661	9.0	69.6	16.9	4.4
2006	626,888	57,835	433,568	105,118	30,367	9.2	69.2	16.8	4.8
2007	626,113	57,898	431,900	103,883	32,432	9.2	69.0	16.6	5.2
2008	625,590	57,929	430,754	102,641	34,266	9.3	68.9	16.4	5.5
2009	624,921	58,195	429,801	101,412	35,513	9.3	68.8	16.2	5.7
2010	624,311	58,675	428,778	100,186	36,672	9.4	68.7	16.0	5.9
2011	623,668	59,383	427,565	98,990	37,730	9.5	68.6	15.9	6.0
2012	622,808	60,336	425,981	97,789	38,702	9.7	68.4	15.7	6.2
2013	621,912	61,482	424,289	96,571	39,570	9.9	68.2	15.5	6.4
2014	620,866	62,739	422,467	95,316	40,344	10.1	68.0	15.4	6.5
2015	619,606	64,059	420,567	93,968	41,012	10.3	67.9	15.2	6.6
2016	618,261	65,426	418,563	92,647	41,625	10.6	67.7	15.0	6.7
2017	616,661	66,754	416,417	91,330	42,160	10.8	67.5	14.8	6.8
2018	614,883	68,066	414,158	90,013	42,646	11.1	67.4	14.6	6.9
2019	612,869	69,294	411,779	88,679	43,117	11.3	67.2	14.5	7.0
2020	610,601	70,357	409,375	87,339	43,530	11.5	67.0	14.3	7.1
2021	608,155	71,283	406,952	86,024	43,896	11.7	66.9	14.1	7.2
2022	605,640	72,057	404,639	84,796	44,148	11.9	66.8	14.0	7.3
2023	603,029	72,683	402,435	83,642	44,269	12.1	66.7	13.9	7.3
2024	600,258	73,171	400,191	82,566	44,330	12.2	66.7	13.8	7.4
2025	597,398	73,509	397,962	81,597	44,330	12.3	66.6	13.7	7.4
2026	594,274	73,680	395,672	80,633	44,289	12.4	66.6	13.6	7.5
2027	590,894	73,722	393,277	79,691	44,204	12.5	66.6	13.5	7.5
2028	587,517	73,678	390,869	78,863	44,107	12.5	66.5	13.4	7.5
2029	584,036	73,644	388,294	78,174	43,924	12.6	66.5	13.4	7.5
2030	580,404	73,609	385,525	77,553	43,717	12.7	66.4	13.4	7.5

11 시도, 가구주의 성 및 혼인상태별 가구(계속)

Households by Household Head's Sex and Marital Status for Provinces : Both sexes(Cont'd)

단위 : 가구, %

Unit : household, %

[전남 Jeonnam]

연도 Year	혼인상태별 가구 By marital status					구성비 Percent distribution			
	계 Total	미혼 Single	유배우 Married	사별 Widowed	이혼 Divorced	미혼 Single	유배우 Married	사별 Widowed	이혼 Divorced
2000	669,724	35,762	483,633	135,021	15,308	5.3	72.2	20.2	2.3
2001	670,081	36,796	479,366	136,985	16,934	5.5	71.5	20.4	2.5
2002	670,468	37,843	475,104	138,954	18,567	5.6	70.9	20.7	2.8
2003	670,874	38,901	470,852	140,918	20,203	5.8	70.2	21.0	3.0
2004	671,275	39,948	466,604	142,887	21,836	6.0	69.5	21.3	3.3
2005	671,618	40,982	462,323	144,851	23,462	6.1	68.8	21.6	3.5
2006	666,674	40,980	456,847	142,883	25,964	6.1	68.5	21.4	3.9
2007	664,152	41,038	454,356	140,947	27,811	6.2	68.4	21.2	4.2
2008	661,821	41,110	452,150	139,136	29,425	6.2	68.3	21.0	4.4
2009	659,294	41,414	450,036	137,338	30,506	6.3	68.3	20.8	4.6
2010	656,511	41,905	447,582	135,557	31,467	6.4	68.2	20.6	4.8
2011	653,499	42,578	444,859	133,731	32,331	6.5	68.1	20.5	4.9
2012	650,092	43,438	441,655	131,878	33,121	6.7	67.9	20.3	5.1
2013	646,488	44,411	438,291	129,973	33,813	6.9	67.8	20.1	5.2
2014	642,609	45,508	434,736	127,981	34,384	7.1	67.7	19.9	5.4
2015	638,526	46,665	431,089	125,883	34,889	7.3	67.5	19.7	5.5
2016	634,287	47,825	427,375	123,743	35,344	7.5	67.4	19.5	5.6
2017	629,994	48,973	423,699	121,597	35,725	7.8	67.3	19.3	5.7
2018	625,467	50,071	419,973	119,408	36,015	8.0	67.1	19.1	5.8
2019	620,769	51,110	416,223	117,198	36,238	8.2	67.0	18.9	5.8
2020	615,889	52,029	412,464	114,996	36,400	8.4	67.0	18.7	5.9
2021	610,811	52,795	408,717	112,788	36,511	8.6	66.9	18.5	6.0
2022	605,656	53,405	405,120	110,621	36,510	8.8	66.9	18.3	6.0
2023	600,607	53,903	401,626	108,586	36,492	9.0	66.9	18.1	6.1
2024	595,537	54,280	398,182	106,629	36,446	9.1	66.9	17.9	6.1
2025	590,303	54,491	394,744	104,742	36,326	9.2	66.9	17.7	6.2
2026	584,933	54,572	391,338	102,841	36,182	9.3	66.9	17.6	6.2
2027	579,462	54,502	387,943	100,999	36,018	9.4	66.9	17.4	6.2
2028	574,003	54,357	384,537	99,279	35,830	9.5	67.0	17.3	6.2
2029	568,482	54,150	380,999	97,724	35,609	9.5	67.0	17.2	6.3
2030	562,865	53,919	377,240	96,272	35,434	9.6	67.0	17.1	6.3

11 시도, 가구주의 성 및 혼인상태별 가구(계속)

Households by Household Head's Sex and Marital Status for Provinces : Both sexes(Cont'd)

단위 : 가구, %

Unit : household, %

[경북 Gyeongbuk]

연도 Year	혼인상태별 가구 By marital status					구성비 Percent distribution			
	계 Total	미혼 Single	유배우 Married	사별 Widowed	이혼 Divorced	미혼 Single	유배우 Married	사별 Widowed	이혼 Divorced
2000	910,365	69,565	669,623	148,282	22,895	7.6	73.6	16.3	2.5
2001	921,034	75,863	669,845	148,924	26,402	8.2	72.7	16.2	2.9
2002	931,412	81,907	668,175	151,680	29,650	8.8	71.7	16.3	3.2
2003	935,288	86,980	662,273	153,714	32,321	9.3	70.8	16.4	3.5
2004	940,063	91,192	658,584	155,789	34,498	9.7	70.1	16.6	3.7
2005	946,773	96,205	654,711	159,547	36,310	10.2	69.2	16.9	3.8
2006	951,323	99,059	654,188	158,096	39,980	10.4	68.8	16.6	4.2
2007	956,021	100,494	655,803	156,669	43,055	10.5	68.6	16.4	4.5
2008	960,785	101,305	658,273	155,371	45,836	10.5	68.5	16.2	4.8
2009	965,017	102,073	661,047	154,076	47,821	10.6	68.5	16.0	5.0
2010	968,878	102,864	663,542	152,811	49,661	10.6	68.5	15.8	5.1
2011	972,402	103,799	665,734	151,501	51,368	10.7	68.5	15.6	5.3
2012	975,332	104,951	667,293	150,145	52,943	10.8	68.4	15.4	5.4
2013	977,942	106,233	668,529	148,779	54,401	10.9	68.4	15.2	5.6
2014	980,050	107,633	669,373	147,325	55,719	11.0	68.3	15.0	5.7
2015	981,799	109,174	669,844	145,840	56,941	11.1	68.2	14.9	5.8
2016	983,110	110,800	669,965	144,285	58,060	11.3	68.1	14.7	5.9
2017	983,886	112,410	669,715	142,685	59,076	11.4	68.1	14.5	6.0
2018	984,372	114,007	669,222	141,126	60,017	11.6	68.0	14.3	6.1
2019	984,231	115,487	668,375	139,515	60,854	11.7	67.9	14.2	6.2
2020	983,538	116,746	667,287	137,889	61,616	11.9	67.8	14.0	6.3
2021	982,319	117,779	665,943	136,304	62,293	12.0	67.8	13.9	6.3
2022	980,854	118,552	664,694	134,820	62,788	12.1	67.8	13.7	6.4
2023	979,097	119,108	663,430	133,407	63,152	12.2	67.8	13.6	6.5
2024	976,958	119,489	662,049	132,085	63,335	12.2	67.8	13.5	6.5
2025	974,538	119,649	660,540	130,902	63,447	12.3	67.8	13.4	6.5
2026	971,592	119,598	658,753	129,794	63,447	12.3	67.8	13.4	6.5
2027	968,223	119,386	656,690	128,745	63,402	12.3	67.8	13.3	6.5
2028	964,483	119,042	654,293	127,883	63,265	12.3	67.8	13.3	6.6
2029	960,506	118,712	651,527	127,230	63,037	12.4	67.8	13.2	6.6
2030	956,298	118,338	648,409	126,733	62,818	12.4	67.8	13.3	6.6

11 시도, 가구주의 성 및 혼인상태별 가구(계속)

Households by Household Head's Sex and Marital Status for Provinces : Both sexes(Cont'd)

단위 : 가구, %

Unit : household, %

[경남 Gyeongnam]

연도 Year	혼인상태별 가구 By marital status					구성비 Percent distribution			
	계 Total	미혼 Single	유배우 Married	사별 Widowed	이혼 Divorced	미혼 Single	유배우 Married	사별 Widowed	이혼 Divorced
2000	956,503	73,120	708,805	143,671	30,907	7.6	74.1	15.0	3.2
2001	982,788	80,431	720,227	146,895	35,235	8.2	73.3	14.9	3.6
2002	1,005,131	86,818	728,113	150,584	39,616	8.6	72.4	15.0	3.9
2003	1,025,126	92,780	734,438	153,843	44,065	9.1	71.6	15.0	4.3
2004	1,039,903	96,992	738,116	156,404	48,391	9.3	71.0	15.0	4.7
2005	1,053,963	100,302	741,552	159,358	52,751	9.5	70.4	15.1	5.0
2006	1,065,553	103,371	744,276	159,119	58,787	9.7	69.8	14.9	5.5
2007	1,079,416	105,683	750,886	158,902	63,945	9.8	69.6	14.7	5.9
2008	1,093,479	107,489	758,525	158,748	68,717	9.8	69.4	14.5	6.3
2009	1,106,750	109,490	766,235	158,600	72,425	9.9	69.2	14.3	6.5
2010	1,119,519	111,732	773,382	158,479	75,926	10.0	69.1	14.2	6.8
2011	1,131,816	114,326	780,001	158,229	79,260	10.1	68.9	14.0	7.0
2012	1,143,458	117,291	785,761	157,985	82,421	10.3	68.7	13.8	7.2
2013	1,154,671	120,599	790,974	157,694	85,404	10.4	68.5	13.7	7.4
2014	1,165,348	124,184	795,602	157,383	88,179	10.7	68.3	13.5	7.6
2015	1,175,545	127,985	799,780	157,015	90,765	10.9	68.0	13.4	7.7
2016	1,185,364	131,942	803,573	156,660	93,189	11.1	67.8	13.2	7.9
2017	1,194,805	135,972	807,051	156,352	95,430	11.4	67.5	13.1	8.0
2018	1,203,951	140,041	810,309	156,109	97,492	11.6	67.3	13.0	8.1
2019	1,212,687	144,053	813,346	155,905	99,383	11.9	67.1	12.9	8.2
2020	1,221,037	147,912	816,204	155,787	101,134	12.1	66.8	12.8	8.3
2021	1,229,020	151,588	818,948	155,731	102,753	12.3	66.6	12.7	8.4
2022	1,236,801	154,952	821,898	155,854	104,097	12.5	66.5	12.6	8.4
2023	1,244,297	157,997	825,032	156,059	105,209	12.7	66.3	12.5	8.5
2024	1,251,303	160,719	828,115	156,367	106,102	12.8	66.2	12.5	8.5
2025	1,257,735	163,078	831,025	156,818	106,814	13.0	66.1	12.5	8.5
2026	1,263,483	165,106	833,673	157,361	107,343	13.1	66.0	12.5	8.5
2027	1,268,602	166,862	835,985	157,974	107,781	13.2	65.9	12.5	8.5
2028	1,273,091	168,436	837,833	158,763	108,059	13.2	65.8	12.5	8.5
2029	1,276,885	169,825	839,153	159,702	108,205	13.3	65.7	12.5	8.5
2030	1,279,878	171,107	839,799	160,732	108,240	13.4	65.6	12.6	8.5

11 시도, 가구주의 성 및 혼인상태별 가구(계속)

Households by Household Head's Sex and Marital Status for Provinces : Both sexes(Cont'd)

단위 : 가구, %

Unit : household, %

[제주 Jeju]

연도 Year	혼인상태별 가구 By marital status					구성비 Percent distribution			
	계 Total	미혼 Single	유배우 Married	사별 Widowed	이혼 Divorced	미혼 Single	유배우 Married	사별 Widowed	이혼 Divorced
2000	160,259	12,827	115,315	24,933	7,184	8.0	72.0	15.6	4.5
2001	165,614	14,184	118,299	25,103	8,028	8.6	71.4	15.2	4.8
2002	169,475	15,405	119,673	25,519	8,878	9.1	70.6	15.1	5.2
2003	172,578	16,521	120,487	25,836	9,734	9.6	69.8	15.0	5.6
2004	175,450	17,615	121,085	26,133	10,617	10.0	69.0	14.9	6.1
2005	179,105	18,678	121,624	26,500	12,303	10.4	67.9	14.8	6.9
2006	180,808	18,952	122,620	26,434	12,802	10.5	67.8	14.6	7.1
2007	183,656	19,386	123,911	26,398	13,961	10.6	67.5	14.4	7.6
2008	186,449	19,730	125,359	26,350	15,010	10.6	67.2	14.1	8.1
2009	189,074	20,113	126,813	26,316	15,832	10.6	67.1	13.9	8.4
2010	191,646	20,556	128,167	26,279	16,644	10.7	66.9	13.7	8.7
2011	194,135	21,049	129,420	26,254	17,412	10.8	66.7	13.5	9.0
2012	196,524	21,626	130,498	26,234	18,166	11.0	66.4	13.3	9.2
2013	198,853	22,260	131,492	26,215	18,886	11.2	66.1	13.2	9.5
2014	201,032	22,938	132,334	26,184	19,576	11.4	65.8	13.0	9.7
2015	203,104	23,671	133,078	26,126	20,229	11.7	65.5	12.9	10.0
2016	205,105	24,440	133,705	26,097	20,863	11.9	65.2	12.7	10.2
2017	207,009	25,215	134,260	26,063	21,471	12.2	64.9	12.6	10.4
2018	208,806	25,992	134,768	26,009	22,037	12.4	64.5	12.5	10.6
2019	210,504	26,774	135,179	25,962	22,589	12.7	64.2	12.3	10.7
2020	212,124	27,503	135,572	25,930	23,119	13.0	63.9	12.2	10.9
2021	213,632	28,203	135,918	25,893	23,618	13.2	63.6	12.1	11.1
2022	215,063	28,854	136,272	25,875	24,062	13.4	63.4	12.0	11.2
2023	216,450	29,434	136,672	25,888	24,456	13.6	63.1	12.0	11.3
2024	217,684	29,958	137,030	25,894	24,802	13.8	62.9	11.9	11.4
2025	218,811	30,431	137,395	25,897	25,088	13.9	62.8	11.8	11.5
2026	219,869	30,859	137,759	25,901	25,350	14.0	62.7	11.8	11.5
2027	220,788	31,244	138,057	25,909	25,578	14.2	62.5	11.7	11.6
2028	221,609	31,608	138,296	25,932	25,773	14.3	62.4	11.7	11.6
2029	222,309	31,945	138,465	25,961	25,938	14.4	62.3	11.7	11.7
2030	222,923	32,249	138,550	26,055	26,069	14.5	62.2	11.7	11.7

11 시도, 가구주의 성 및 혼인상태별 가구 : 남자 (계속)

Households by Household Head's Sex and Marital Status for Provinces : Male (Cont'd)

단위 : 가구, %

Unit : household, %

[전국 Whole]

연도 Year	혼인상태별 가구 By marital status					구성비 Percent distribution			
	계 Total	미혼 Single	유배우 Married	사별 Widowed	이혼 Divorced	미혼 Single	유배우 Married	사별 Widowed	이혼 Divorced
2000	11,824,237	885,876	10,468,894	224,582	244,885	7.5	88.5	1.9	2.1
2001	11,986,398	957,229	10,520,706	235,779	272,684	8.0	87.8	2.0	2.3
2002	12,143,272	1,021,959	10,572,285	246,402	302,626	8.4	87.1	2.0	2.5
2003	12,285,112	1,087,698	10,607,127	257,199	333,088	8.9	86.3	2.1	2.7
2004	12,397,100	1,148,789	10,616,513	268,036	363,762	9.3	85.6	2.2	2.9
2005	12,503,571	1,201,134	10,625,329	280,133	396,975	9.6	85.0	2.2	3.2
2006	12,611,741	1,237,903	10,649,968	280,253	443,617	9.8	84.4	2.2	3.5
2007	12,795,140	1,273,266	10,751,440	280,861	489,573	10.0	84.0	2.2	3.8
2008	12,984,449	1,299,866	10,868,719	281,787	534,077	10.0	83.7	2.2	4.1
2009	13,167,748	1,328,024	10,990,133	282,946	566,645	10.1	83.5	2.1	4.3
2010	13,343,648	1,356,019	11,104,967	284,347	598,315	10.2	83.2	2.1	4.5
2011	13,511,361	1,384,392	11,211,965	285,911	629,093	10.2	83.0	2.1	4.7
2012	13,667,648	1,413,972	11,307,232	287,477	658,967	10.3	82.7	2.1	4.8
2013	13,815,027	1,445,434	11,392,581	289,144	687,868	10.5	82.5	2.1	5.0
2014	13,953,907	1,479,290	11,467,945	290,947	715,725	10.6	82.2	2.1	5.1
2015	14,084,414	1,515,643	11,533,468	292,847	742,456	10.8	81.9	2.1	5.3
2016	14,206,597	1,554,343	11,589,403	294,899	767,952	10.9	81.6	2.1	5.4
2017	14,320,482	1,594,773	11,636,532	296,988	792,189	11.1	81.3	2.1	5.5
2018	14,426,481	1,636,399	11,675,873	299,151	815,058	11.3	80.9	2.1	5.6
2019	14,524,579	1,678,068	11,708,623	301,343	836,545	11.6	80.6	2.1	5.8
2020	14,614,411	1,718,586	11,735,515	303,604	856,706	11.8	80.3	2.1	5.9
2021	14,697,233	1,757,985	11,757,480	305,999	875,769	12.0	80.0	2.1	6.0
2022	14,776,639	1,795,291	11,780,409	308,607	892,332	12.1	79.7	2.1	6.0
2023	14,851,284	1,830,219	11,802,908	311,336	906,821	12.3	79.5	2.1	6.1
2024	14,919,552	1,861,912	11,823,973	314,315	919,352	12.5	79.3	2.1	6.2
2025	14,979,949	1,890,165	11,841,893	317,619	930,272	12.6	79.1	2.1	6.2
2026	15,030,721	1,915,038	11,854,995	321,011	939,677	12.7	78.9	2.1	6.3
2027	15,071,049	1,936,900	11,861,831	324,531	947,787	12.9	78.7	2.2	6.3
2028	15,100,446	1,956,051	11,861,420	328,398	954,577	13.0	78.6	2.2	6.3
2029	15,118,722	1,973,045	11,852,798	332,757	960,122	13.1	78.4	2.2	6.4
2030	15,124,902	1,988,316	11,834,373	337,589	964,624	13.1	78.2	2.2	6.4

11 시도, 가구주의 성 및 혼인상태별 가구 : 남자 (계속)

Households by Household Head's Sex and Marital Status for Provinces : Male (Cont'd)

단위 : 가구, %

Unit : household, %

[서울 Seoul]

연도 Year	혼인상태별 가구 By marital status					구성비 Percent distribution			
	계 Total	미혼 Single	유배우 Married	사별 Widowed	이혼 Divorced	미혼 Single	유배우 Married	사별 Widowed	이혼 Divorced
2000	2,514,787	247,584	2,172,888	39,174	55,141	9.8	86.4	1.6	2.2
2001	2,526,400	266,270	2,159,533	41,033	59,564	10.5	85.5	1.6	2.4
2002	2,531,476	278,066	2,146,131	42,628	64,651	11.0	84.8	1.7	2.6
2003	2,540,967	291,647	2,135,070	44,397	69,853	11.5	84.0	1.7	2.7
2004	2,551,904	304,299	2,126,058	46,329	75,218	11.9	83.3	1.8	2.9
2005	2,559,887	314,089	2,117,008	48,375	80,415	12.3	82.7	1.9	3.1
2006	2,571,684	319,660	2,114,185	48,346	89,493	12.4	82.2	1.9	3.5
2007	2,603,038	328,169	2,128,323	48,348	98,198	12.6	81.8	1.9	3.8
2008	2,634,836	333,952	2,145,840	48,426	106,618	12.7	81.4	1.8	4.0
2009	2,665,636	339,876	2,164,445	48,563	112,752	12.8	81.2	1.8	4.2
2010	2,694,625	345,350	2,181,764	48,775	118,736	12.8	81.0	1.8	4.4
2011	2,721,443	350,381	2,197,476	49,038	124,548	12.9	80.7	1.8	4.6
2012	2,745,507	355,187	2,210,775	49,342	130,203	12.9	80.5	1.8	4.7
2013	2,766,918	359,954	2,221,598	49,682	135,684	13.0	80.3	1.8	4.9
2014	2,785,812	364,871	2,229,895	50,063	140,983	13.1	80.0	1.8	5.1
2015	2,802,128	370,108	2,235,506	50,457	146,057	13.2	79.8	1.8	5.2
2016	2,815,871	375,757	2,238,364	50,862	150,888	13.3	79.5	1.8	5.4
2017	2,827,256	381,759	2,238,740	51,269	155,488	13.5	79.2	1.8	5.5
2018	2,836,193	388,058	2,236,631	51,690	159,814	13.7	78.9	1.8	5.6
2019	2,843,091	394,487	2,232,627	52,099	163,878	13.9	78.5	1.8	5.8
2020	2,847,752	400,798	2,226,750	52,522	167,682	14.1	78.2	1.8	5.9
2021	2,850,475	406,890	2,219,410	52,939	171,236	14.3	77.9	1.9	6.0
2022	2,851,687	412,407	2,211,642	53,381	174,257	14.5	77.6	1.9	6.1
2023	2,851,339	417,305	2,203,378	53,838	176,818	14.6	77.3	1.9	6.2
2024	2,849,265	421,406	2,194,594	54,293	178,972	14.8	77.0	1.9	6.3
2025	2,845,352	424,769	2,185,012	54,810	180,761	14.9	76.8	1.9	6.4
2026	2,839,387	427,458	2,174,391	55,345	182,193	15.1	76.6	1.9	6.4
2027	2,831,094	429,506	2,162,427	55,868	183,293	15.2	76.4	2.0	6.5
2028	2,820,461	431,012	2,148,942	56,422	184,085	15.3	76.2	2.0	6.5
2029	2,807,660	432,099	2,133,968	56,992	184,601	15.4	76.0	2.0	6.6
2030	2,792,656	432,958	2,117,254	57,615	184,829	15.5	75.8	2.1	6.6

11 시도, 가구주의 성 및 혼인상태별 가구 : 남자 (계속)

Households by Household Head's Sex and Marital Status for Provinces : Male (Cont'd)

단위 : 가구, %

Unit : household, %

[부산 Busan]

연도 Year	혼인상태별 가구 By marital status					구성비 Percent distribution			
	계 Total	미혼 Single	유배우 Married	사별 Widowed	이혼 Divorced	미혼 Single	유배우 Married	사별 Widowed	이혼 Divorced
2000	915,483	53,968	818,560	17,856	25,099	5.9	89.4	2.0	2.7
2001	919,661	58,716	814,626	18,976	27,343	6.4	88.6	2.1	3.0
2002	917,441	61,719	806,050	19,908	29,764	6.7	87.9	2.2	3.2
2003	913,690	64,701	795,936	20,817	32,236	7.1	87.1	2.3	3.5
2004	911,110	67,699	786,799	21,786	34,826	7.4	86.4	2.4	3.8
2005	909,609	70,010	777,633	22,878	39,088	7.7	85.5	2.5	4.3
2006	909,356	70,874	774,393	22,962	41,127	7.8	85.2	2.5	4.5
2007	914,578	72,352	774,505	23,079	44,642	7.9	84.7	2.5	4.9
2008	920,081	73,417	775,502	23,196	47,966	8.0	84.3	2.5	5.2
2009	925,078	74,603	776,951	23,317	50,207	8.1	84.0	2.5	5.4
2010	929,706	75,847	778,119	23,447	52,293	8.2	83.7	2.5	5.6
2011	933,940	77,171	778,940	23,577	54,252	8.3	83.4	2.5	5.8
2012	937,562	78,591	779,170	23,709	56,092	8.4	83.1	2.5	6.0
2013	940,626	80,133	778,831	23,845	57,817	8.5	82.8	2.5	6.1
2014	943,030	81,773	777,851	23,976	59,430	8.7	82.5	2.5	6.3
2015	944,750	83,517	776,195	24,108	60,930	8.8	82.2	2.6	6.4
2016	945,850	85,329	773,967	24,249	62,305	9.0	81.8	2.6	6.6
2017	946,230	87,147	771,123	24,385	63,575	9.2	81.5	2.6	6.7
2018	945,994	88,965	767,777	24,529	64,723	9.4	81.2	2.6	6.8
2019	945,036	90,754	763,861	24,668	65,753	9.6	80.8	2.6	7.0
2020	943,443	92,452	759,498	24,815	66,678	9.8	80.5	2.6	7.1
2021	941,341	94,126	754,754	24,954	67,507	10.0	80.2	2.7	7.2
2022	938,969	95,736	749,969	25,112	68,152	10.2	79.9	2.7	7.3
2023	936,236	97,252	745,051	25,276	68,657	10.4	79.6	2.7	7.3
2024	933,072	98,612	739,986	25,458	69,016	10.6	79.3	2.7	7.4
2025	929,420	99,863	734,692	25,642	69,223	10.7	79.0	2.8	7.4
2026	925,151	100,980	729,017	25,817	69,337	10.9	78.8	2.8	7.5
2027	920,149	101,934	722,911	25,989	69,315	11.1	78.6	2.8	7.5
2028	914,555	102,780	716,390	26,170	69,215	11.2	78.3	2.9	7.6
2029	908,467	103,530	709,492	26,399	69,046	11.4	78.1	2.9	7.6
2030	901,683	104,170	702,123	26,606	68,784	11.6	77.9	3.0	7.6

11 시도, 가구주의 성 및 혼인상태별 가구 : 남자 (계속)

Households by Household Head's Sex and Marital Status for Provinces : Male (Cont'd)

단위 : 가구, %

Unit : household, %

[대구 Daegu]

연도 Year	혼인상태별 가구 By marital status					구성비 Percent distribution			
	계 Total	미혼 Single	유배우 Married	사별 Widowed	이혼 Divorced	미혼 Single	유배우 Married	사별 Widowed	이혼 Divorced
2000	623,712	43,617	556,309	10,702	13,084	7.0	89.2	1.7	2.1
2001	629,989	46,546	557,444	11,379	14,620	7.4	88.5	1.8	2.3
2002	631,459	48,398	554,897	11,970	16,194	7.7	87.9	1.9	2.6
2003	633,729	50,271	553,048	12,598	17,812	7.9	87.3	2.0	2.8
2004	632,473	51,814	548,045	13,211	19,403	8.2	86.7	2.1	3.1
2005	629,916	52,152	543,011	13,899	20,854	8.3	86.2	2.2	3.3
2006	629,985	53,206	539,337	13,877	23,565	8.4	85.6	2.2	3.7
2007	633,527	54,003	539,847	13,878	25,799	8.5	85.2	2.2	4.1
2008	637,364	54,465	541,056	13,905	27,938	8.5	84.9	2.2	4.4
2009	640,866	55,056	542,443	13,941	29,426	8.6	84.6	2.2	4.6
2010	644,040	55,683	543,526	13,986	30,845	8.6	84.4	2.2	4.8
2011	646,937	56,385	544,320	14,034	32,198	8.7	84.1	2.2	5.0
2012	649,335	57,161	544,619	14,081	33,474	8.8	83.9	2.2	5.2
2013	651,408	58,009	544,601	14,131	34,667	8.9	83.6	2.2	5.3
2014	653,092	58,972	544,148	14,185	35,787	9.0	83.3	2.2	5.5
2015	654,453	60,022	543,356	14,247	36,828	9.2	83.0	2.2	5.6
2016	655,494	61,175	542,224	14,317	37,778	9.3	82.7	2.2	5.8
2017	656,276	62,397	540,829	14,378	38,672	9.5	82.4	2.2	5.9
2018	656,842	63,644	539,275	14,441	39,482	9.7	82.1	2.2	6.0
2019	657,075	64,882	537,482	14,490	40,221	9.9	81.8	2.2	6.1
2020	656,913	66,033	535,455	14,528	40,897	10.1	81.5	2.2	6.2
2021	656,483	67,130	533,262	14,587	41,504	10.2	81.2	2.2	6.3
2022	655,923	68,135	531,151	14,651	41,986	10.4	81.0	2.2	6.4
2023	655,204	69,012	529,070	14,715	42,407	10.5	80.7	2.2	6.5
2024	654,280	69,767	526,955	14,800	42,758	10.7	80.5	2.3	6.5
2025	653,059	70,388	524,760	14,890	43,021	10.8	80.4	2.3	6.6
2026	651,453	70,914	522,330	14,987	43,222	10.9	80.2	2.3	6.6
2027	649,409	71,348	519,629	15,079	43,353	11.0	80.0	2.3	6.7
2028	646,894	71,675	516,613	15,182	43,424	11.1	79.9	2.3	6.7
2029	644,078	71,944	513,319	15,318	43,497	11.2	79.7	2.4	6.8
2030	640,754	72,148	509,664	15,444	43,498	11.3	79.5	2.4	6.8

11 시도, 가구주의 성 및 혼인상태별 가구 : 남자 (계속)

Households by Household Head's Sex and Marital Status for Provinces : Male (Cont'd)

단위 : 가구, %

Unit : household, %

[인천 Incheon]

연도 Year	혼인상태별 가구 By marital status					구성비 Percent distribution			
	계 Total	미혼 Single	유배우 Married	사별 Widowed	이혼 Divorced	미혼 Single	유배우 Married	사별 Widowed	이혼 Divorced
2000	644,053	50,740	566,917	9,951	16,445	7.9	88.0	1.5	2.6
2001	648,834	53,860	566,290	10,483	18,201	8.3	87.3	1.6	2.8
2002	657,232	57,549	568,536	10,976	20,171	8.8	86.5	1.7	3.1
2003	661,373	60,804	566,991	11,439	22,139	9.2	85.7	1.7	3.3
2004	664,098	63,345	564,691	11,896	24,166	9.5	85.0	1.8	3.6
2005	667,879	65,738	562,355	12,370	27,416	9.8	84.2	1.9	4.1
2006	678,149	68,954	566,969	12,550	29,676	10.2	83.6	1.9	4.4
2007	690,456	71,445	573,426	12,765	32,820	10.3	83.1	1.8	4.8
2008	703,175	73,450	580,930	12,960	35,835	10.4	82.6	1.8	5.1
2009	715,557	75,564	588,823	13,162	38,008	10.6	82.3	1.8	5.3
2010	727,682	77,688	596,507	13,378	40,109	10.7	82.0	1.8	5.5
2011	739,471	79,862	603,869	13,596	42,144	10.8	81.7	1.8	5.7
2012	750,814	82,138	610,719	13,836	44,121	10.9	81.3	1.8	5.9
2013	761,758	84,575	617,082	14,072	46,029	11.1	81.0	1.8	6.0
2014	772,435	87,188	623,037	14,327	47,883	11.3	80.7	1.9	6.2
2015	782,809	89,967	628,579	14,593	49,670	11.5	80.3	1.9	6.3
2016	792,841	92,891	633,700	14,864	51,386	11.7	79.9	1.9	6.5
2017	802,486	95,907	638,419	15,140	53,020	12.0	79.6	1.9	6.6
2018	811,759	98,973	642,791	15,417	54,578	12.2	79.2	1.9	6.7
2019	820,698	102,027	646,886	15,708	56,077	12.4	78.8	1.9	6.8
2020	829,275	105,051	650,718	16,013	57,493	12.7	78.5	1.9	6.9
2021	837,510	108,032	654,321	16,319	58,838	12.9	78.1	1.9	7.0
2022	845,551	110,892	658,000	16,632	60,027	13.1	77.8	2.0	7.1
2023	853,335	113,621	661,637	16,967	61,110	13.3	77.5	2.0	7.2
2024	860,748	116,161	665,194	17,312	62,081	13.5	77.3	2.0	7.2
2025	867,624	118,499	668,485	17,669	62,971	13.7	77.0	2.0	7.3
2026	873,890	120,625	671,446	18,028	63,791	13.8	76.8	2.1	7.3
2027	879,411	122,561	673,941	18,417	64,492	13.9	76.6	2.1	7.3
2028	884,137	124,264	675,911	18,833	65,129	14.1	76.4	2.1	7.4
2029	888,117	125,817	677,331	19,273	65,696	14.2	76.3	2.2	7.4
2030	891,228	127,221	678,077	19,742	66,188	14.3	76.1	2.2	7.4

11 시도, 가구의 성 및 혼인상태별 가구 : 남자 (계속)

Households by Household Head's Sex and Marital Status for Provinces : Male (Cont'd)

단위 : 가구, %

[광주 Gwangju]

Unit : household, %

연도 Year	혼인상태별 가구 By marital status					구성비 Percent distribution			
	계 Total	미혼 Single	유배우 Married	사별 Widowed	이혼 Divorced	미혼 Single	유배우 Married	사별 Widowed	이혼 Divorced
2000	334,368	29,535	294,391	4,951	5,491	8.8	88.0	1.5	1.6
2001	340,710	31,296	297,685	5,298	6,431	9.2	87.4	1.6	1.9
2002	345,482	33,142	299,355	5,608	7,377	9.6	86.6	1.6	2.1
2003	349,239	34,798	300,189	5,947	8,305	10.0	86.0	1.7	2.4
2004	351,366	36,250	299,624	6,279	9,213	10.3	85.3	1.8	2.6
2005	352,760	37,009	299,031	6,647	10,073	10.5	84.8	1.9	2.9
2006	356,759	38,171	300,329	6,613	11,646	10.7	84.2	1.9	3.3
2007	361,056	38,827	302,776	6,615	12,838	10.8	83.9	1.8	3.6
2008	365,523	39,202	305,730	6,617	13,974	10.7	83.6	1.8	3.8
2009	369,798	39,599	308,788	6,632	14,779	10.7	83.5	1.8	4.0
2010	373,821	39,997	311,627	6,640	15,557	10.7	83.4	1.8	4.2
2011	377,670	40,453	314,226	6,669	16,322	10.7	83.2	1.8	4.3
2012	381,214	40,949	316,506	6,699	17,060	10.7	83.0	1.8	4.5
2013	384,505	41,530	318,490	6,727	17,758	10.8	82.8	1.7	4.6
2014	387,516	42,181	320,164	6,764	18,407	10.9	82.6	1.7	4.7
2015	390,233	42,926	321,482	6,799	19,026	11.0	82.4	1.7	4.9
2016	392,722	43,749	322,524	6,847	19,602	11.1	82.1	1.7	5.0
2017	394,979	44,621	323,315	6,894	20,149	11.3	81.9	1.7	5.1
2018	396,980	45,533	323,852	6,942	20,653	11.5	81.6	1.7	5.2
2019	398,714	46,441	324,171	6,979	21,123	11.6	81.3	1.8	5.3
2020	400,203	47,312	324,309	7,021	21,561	11.8	81.0	1.8	5.4
2021	401,520	48,156	324,311	7,074	21,979	12.0	80.8	1.8	5.5
2022	402,812	48,956	324,399	7,133	22,324	12.2	80.5	1.8	5.5
2023	404,004	49,698	324,528	7,190	22,588	12.3	80.3	1.8	5.6
2024	405,084	50,332	324,685	7,266	22,801	12.4	80.2	1.8	5.6
2025	405,969	50,850	324,810	7,349	22,960	12.5	80.0	1.8	5.7
2026	406,651	51,277	324,845	7,436	23,093	12.6	79.9	1.8	5.7
2027	407,097	51,564	324,834	7,520	23,179	12.7	79.8	1.8	5.7
2028	407,295	51,764	324,670	7,609	23,252	12.7	79.7	1.9	5.7
2029	407,246	51,917	324,315	7,711	23,303	12.7	79.6	1.9	5.7
2030	406,962	52,038	323,753	7,824	23,347	12.8	79.6	1.9	5.7

11 시도, 가구주의 성 및 혼인상태별 가구 : 남자 (계속)

Households by Household Head's Sex and Marital Status for Provinces : Male (Cont'd)

단위 : 가구, %

Unit : household, %

[대전 Daejeon]

연도 Year	혼인상태별 가구 By marital status					구성비 Percent distribution			
	계 Total	미혼 Single	유배우 Married	사별 Widowed	이혼 Divorced	미혼 Single	유배우 Married	사별 Widowed	이혼 Divorced
2000	340,863	29,595	299,471	4,991	6,806	8.7	87.9	1.5	2.0
2001	353,958	32,930	307,837	5,379	7,812	9.3	87.0	1.5	2.2
2002	360,084	35,383	310,252	5,684	8,765	9.8	86.2	1.6	2.4
2003	367,089	38,045	313,239	6,025	9,780	10.4	85.3	1.6	2.7
2004	370,595	40,148	313,361	6,342	10,744	10.8	84.6	1.7	2.9
2005	374,242	42,389	313,447	6,671	11,735	11.3	83.8	1.8	3.1
2006	379,269	44,080	315,213	6,719	13,257	11.6	83.1	1.8	3.5
2007	385,697	45,458	318,767	6,802	14,670	11.8	82.6	1.8	3.8
2008	392,377	46,541	322,922	6,872	16,042	11.9	82.3	1.8	4.1
2009	398,987	47,668	327,298	6,960	17,061	11.9	82.0	1.7	4.3
2010	405,412	48,745	331,559	7,051	18,057	12.0	81.8	1.7	4.5
2011	411,672	49,762	335,706	7,163	19,041	12.1	81.5	1.7	4.6
2012	417,657	50,800	339,607	7,261	19,989	12.2	81.3	1.7	4.8
2013	423,493	51,911	343,290	7,365	20,927	12.3	81.1	1.7	4.9
2014	429,195	53,113	346,751	7,484	21,847	12.4	80.8	1.7	5.1
2015	434,684	54,403	349,929	7,600	22,752	12.5	80.5	1.7	5.2
2016	439,957	55,757	352,868	7,718	23,614	12.7	80.2	1.8	5.4
2017	444,976	57,183	355,492	7,845	24,456	12.9	79.9	1.8	5.5
2018	449,734	58,651	357,830	7,976	25,277	13.0	79.6	1.8	5.6
2019	454,138	60,079	359,887	8,113	26,059	13.2	79.2	1.8	5.7
2020	458,231	61,440	361,748	8,248	26,795	13.4	78.9	1.8	5.8
2021	462,108	62,781	363,420	8,378	27,529	13.6	78.6	1.8	6.0
2022	465,854	64,038	365,115	8,523	28,178	13.7	78.4	1.8	6.0
2023	469,433	65,198	366,796	8,672	28,767	13.9	78.1	1.8	6.1
2024	472,819	66,236	368,423	8,840	29,320	14.0	77.9	1.9	6.2
2025	475,984	67,129	370,028	9,008	29,819	14.1	77.7	1.9	6.3
2026	478,832	67,892	371,495	9,186	30,259	14.2	77.6	1.9	6.3
2027	481,418	68,603	372,783	9,363	30,669	14.3	77.4	1.9	6.4
2028	483,734	69,271	373,891	9,554	31,018	14.3	77.3	2.0	6.4
2029	485,791	69,940	374,751	9,757	31,343	14.4	77.1	2.0	6.5
2030	487,573	70,592	375,354	9,975	31,652	14.5	77.0	2.0	6.5

11 시도, 가구의 성 및 혼인상태별 가구 : 남자 (계속)

Households by Household Head's Sex and Marital Status for Provinces : Male (Cont'd)

단위 : 가구, %

[울산 Ulsan]

Unit : household, %

연도 Year	혼인상태별 가구 By marital status					구성비 Percent distribution			
	계 Total	미혼 Single	유배우 Married	사별 Widowed	이혼 Divorced	미혼 Single	유배우 Married	사별 Widowed	이혼 Divorced
2000	270,438	19,178	242,041	3,538	5,681	7.1	89.5	1.3	2.1
2001	272,840	20,792	241,862	3,789	6,397	7.6	88.6	1.4	2.3
2002	276,641	22,203	243,272	4,012	7,154	8.0	87.9	1.5	2.6
2003	278,989	23,198	243,630	4,234	7,927	8.3	87.3	1.5	2.8
2004	282,646	23,816	245,698	4,443	8,689	8.4	86.9	1.6	3.1
2005	285,733	23,843	247,726	4,682	9,482	8.3	86.7	1.6	3.3
2006	284,850	24,636	244,824	4,740	10,650	8.6	85.9	1.7	3.7
2007	289,384	25,274	247,488	4,830	11,792	8.7	85.5	1.7	4.1
2008	294,096	25,730	250,543	4,913	12,910	8.7	85.2	1.7	4.4
2009	298,712	26,233	253,742	5,015	13,722	8.8	84.9	1.7	4.6
2010	303,130	26,760	256,738	5,116	14,516	8.8	84.7	1.7	4.8
2011	307,384	27,344	259,518	5,233	15,289	8.9	84.4	1.7	5.0
2012	311,427	28,010	262,008	5,363	16,046	9.0	84.1	1.7	5.2
2013	315,286	28,767	264,252	5,499	16,768	9.1	83.8	1.7	5.3
2014	319,036	29,660	266,269	5,640	17,467	9.3	83.5	1.8	5.5
2015	322,677	30,658	268,091	5,795	18,133	9.5	83.1	1.8	5.6
2016	326,237	31,752	269,756	5,956	18,773	9.7	82.7	1.8	5.8
2017	329,758	32,921	271,335	6,123	19,379	10.0	82.3	1.9	5.9
2018	333,212	34,122	272,852	6,296	19,942	10.2	81.9	1.9	6.0
2019	336,633	35,330	274,353	6,472	20,478	10.5	81.5	1.9	6.1
2020	339,969	36,527	275,830	6,641	20,971	10.7	81.1	2.0	6.2
2021	343,232	37,698	277,246	6,827	21,461	11.0	80.8	2.0	6.3
2022	346,441	38,789	278,742	7,019	21,891	11.2	80.5	2.0	6.3
2023	349,619	39,831	280,286	7,229	22,273	11.4	80.2	2.1	6.4
2024	352,652	40,770	281,816	7,446	22,620	11.6	79.9	2.1	6.4
2025	355,464	41,633	283,247	7,671	22,913	11.7	79.7	2.2	6.4
2026	358,001	42,364	284,542	7,901	23,194	11.8	79.5	2.2	6.5
2027	360,213	42,993	285,641	8,132	23,447	11.9	79.3	2.3	6.5
2028	362,034	43,484	286,490	8,383	23,677	12.0	79.1	2.3	6.5
2029	363,512	43,877	287,115	8,643	23,877	12.1	79.0	2.4	6.6
2030	364,544	44,154	287,430	8,924	24,036	12.1	78.8	2.4	6.6

11 시도, 가구주의 성 및 혼인상태별 가구 : 남자 (계속)

Households by Household Head's Sex and Marital Status for Provinces : Male (Cont'd)

단위 : 가구, %

Unit : household, %

[경기 Gyeonggi]

연도 Year	혼인상태별 가구 By marital status					구성비 Percent distribution			
	계 Total	미혼 Single	유배우 Married	사별 Widowed	이혼 Divorced	미혼 Single	유배우 Married	사별 Widowed	이혼 Divorced
2000	2,296,139	168,662	2,047,240	34,285	45,952	7.3	89.2	1.5	2.0
2001	2,376,260	184,879	2,102,011	36,681	52,689	7.8	88.5	1.5	2.2
2002	2,485,153	206,858	2,178,749	39,154	60,392	8.3	87.7	1.6	2.4
2003	2,587,881	228,915	2,248,708	41,667	68,591	8.8	86.9	1.6	2.7
2004	2,663,637	248,653	2,294,230	43,946	76,808	9.3	86.1	1.6	2.9
2005	2,736,350	265,680	2,339,705	46,128	84,837	9.7	85.5	1.7	3.1
2006	2,799,592	278,645	2,376,741	46,977	97,229	10.0	84.9	1.7	3.5
2007	2,884,061	292,731	2,434,032	47,855	109,443	10.1	84.4	1.7	3.8
2008	2,969,826	304,451	2,495,041	48,743	121,591	10.3	84.0	1.6	4.1
2009	3,053,636	316,384	2,556,402	49,668	131,182	10.4	83.7	1.6	4.3
2010	3,135,095	328,102	2,615,557	50,641	140,795	10.5	83.4	1.6	4.5
2011	3,213,578	339,688	2,671,902	51,627	150,361	10.6	83.1	1.6	4.7
2012	3,288,724	351,389	2,724,839	52,642	159,854	10.7	82.9	1.6	4.9
2013	3,360,786	363,452	2,774,403	53,656	169,275	10.8	82.6	1.6	5.0
2014	3,430,336	376,210	2,820,810	54,701	178,615	11.0	82.2	1.6	5.2
2015	3,497,358	389,806	2,863,956	55,770	187,826	11.1	81.9	1.6	5.4
2016	3,561,942	404,238	2,903,994	56,872	196,838	11.3	81.5	1.6	5.5
2017	3,624,316	419,451	2,941,288	57,978	205,599	11.6	81.2	1.6	5.7
2018	3,684,716	435,220	2,976,291	59,111	214,094	11.8	80.8	1.6	5.8
2019	3,743,312	451,280	3,009,487	60,253	222,292	12.1	80.4	1.6	5.9
2020	3,800,052	467,348	3,040,989	61,443	230,272	12.3	80.0	1.6	6.1
2021	3,855,042	483,263	3,071,073	62,650	238,056	12.5	79.7	1.6	6.2
2022	3,909,271	498,583	3,101,513	63,908	245,267	12.8	79.3	1.6	6.3
2023	3,962,124	513,241	3,131,745	65,192	251,946	13.0	79.0	1.6	6.4
2024	4,013,450	527,070	3,161,657	66,541	258,182	13.1	78.8	1.7	6.4
2025	4,062,530	540,046	3,190,553	67,966	263,965	13.3	78.5	1.7	6.5
2026	4,108,963	552,144	3,217,952	69,448	269,419	13.4	78.3	1.7	6.6
2027	4,152,299	563,407	3,243,404	70,955	274,533	13.6	78.1	1.7	6.6
2028	4,191,970	573,736	3,266,442	72,543	279,249	13.7	77.9	1.7	6.7
2029	4,227,625	583,096	3,286,727	74,264	283,538	13.8	77.7	1.8	6.7
2030	4,258,997	591,639	3,303,728	76,175	287,455	13.9	77.6	1.8	6.7

11 시도, 가구의 성 및 혼인상태별 가구 : 남자 (계속)

Households by Household Head's Sex and Marital Status for Provinces : Male (Cont'd)

단위 : 가구, %

[강원 Gangwon]

Unit : household, %

연도 Year	혼인상태별 가구 By marital status					구성비 Percent distribution			
	계 Total	미혼 Single	유배우 Married	사별 Widowed	이혼 Divorced	미혼 Single	유배우 Married	사별 Widowed	이혼 Divorced
2000	399,735	32,053	348,793	10,223	8,666	8.0	87.3	2.6	2.2
2001	403,538	33,699	349,706	10,588	9,545	8.4	86.7	2.6	2.4
2002	405,210	35,025	348,798	10,919	10,468	8.6	86.1	2.7	2.6
2003	406,060	36,557	346,888	11,222	11,393	9.0	85.4	2.8	2.8
2004	408,035	38,514	345,670	11,516	12,335	9.4	84.7	2.8	3.0
2005	409,703	40,131	344,413	11,901	13,258	9.8	84.1	2.9	3.2
2006	410,047	40,980	342,459	11,839	14,769	10.0	83.5	2.9	3.6
2007	412,153	41,368	342,820	11,813	16,152	10.0	83.2	2.9	3.9
2008	414,498	41,588	343,652	11,784	17,474	10.0	82.9	2.8	4.2
2009	416,666	41,881	344,624	11,757	18,404	10.1	82.7	2.8	4.4
2010	418,655	42,196	345,439	11,731	19,289	10.1	82.5	2.8	4.6
2011	420,514	42,562	346,103	11,710	20,139	10.1	82.3	2.8	4.8
2012	422,096	43,042	346,456	11,666	20,932	10.2	82.1	2.8	5.0
2013	423,578	43,643	346,620	11,630	21,685	10.3	81.8	2.7	5.1
2014	424,893	44,349	346,569	11,592	22,383	10.4	81.6	2.7	5.3
2015	426,076	45,149	346,329	11,554	23,044	10.6	81.3	2.7	5.4
2016	427,034	45,994	345,874	11,522	23,644	10.8	81.0	2.7	5.5
2017	427,691	46,863	345,166	11,486	24,176	11.0	80.7	2.7	5.7
2018	428,094	47,748	344,231	11,464	24,651	11.2	80.4	2.7	5.8
2019	428,135	48,553	343,078	11,444	25,060	11.3	80.1	2.7	5.9
2020	427,879	49,255	341,786	11,419	25,419	11.5	79.9	2.7	5.9
2021	427,339	49,899	340,294	11,404	25,742	11.7	79.6	2.7	6.0
2022	426,729	50,505	338,845	11,396	25,983	11.8	79.4	2.7	6.1
2023	425,949	51,060	337,344	11,400	26,145	12.0	79.2	2.7	6.1
2024	425,004	51,502	335,840	11,401	26,261	12.1	79.0	2.7	6.2
2025	423,761	51,797	334,224	11,399	26,341	12.2	78.9	2.7	6.2
2026	422,238	51,960	332,534	11,392	26,352	12.3	78.8	2.7	6.2
2027	420,432	52,008	330,663	11,399	26,362	12.4	78.6	2.7	6.3
2028	418,416	52,012	328,678	11,412	26,314	12.4	78.6	2.7	6.3
2029	416,200	52,017	326,469	11,457	26,257	12.5	78.4	2.8	6.3
2030	413,718	52,039	324,033	11,516	26,130	12.6	78.3	2.8	6.3

11 시도, 가구주의 성 및 혼인상태별 가구 : 남자 (계속)

Households by Household Head's Sex and Marital Status for Provinces : Male (Cont'd)

단위 : 가구, %

Unit : household, %

[충북 Chungbuk]

연도 Year	혼인상태별 가구 By marital status					구성비 Percent distribution			
	계 Total	미혼 Single	유배우 Married	사별 Widowed	이혼 Divorced	미혼 Single	유배우 Married	사별 Widowed	이혼 Divorced
2000	376,547	28,959	332,181	8,703	6,704	7.7	88.2	2.3	1.8
2001	385,371	31,648	336,906	9,155	7,662	8.2	87.4	2.4	2.0
2002	387,911	33,738	336,105	9,498	8,570	8.7	86.6	2.4	2.2
2003	389,759	35,840	334,601	9,838	9,480	9.2	85.8	2.5	2.4
2004	393,144	38,134	334,375	10,226	10,409	9.7	85.1	2.6	2.6
2005	396,262	40,205	334,114	10,643	11,300	10.1	84.3	2.7	2.9
2006	398,400	41,474	333,414	10,657	12,855	10.4	83.7	2.7	3.2
2007	402,644	42,120	335,694	10,702	14,128	10.5	83.4	2.7	3.5
2008	407,166	42,522	338,574	10,737	15,333	10.4	83.2	2.6	3.8
2009	411,603	43,051	341,581	10,782	16,189	10.5	83.0	2.6	3.9
2010	415,972	43,626	344,501	10,833	17,012	10.5	82.8	2.6	4.1
2011	420,164	44,250	347,246	10,873	17,795	10.5	82.6	2.6	4.2
2012	424,064	44,911	349,687	10,912	18,554	10.6	82.5	2.6	4.4
2013	427,853	45,701	351,924	10,951	19,277	10.7	82.3	2.6	4.5
2014	431,536	46,610	353,956	10,991	19,979	10.8	82.0	2.5	4.6
2015	435,108	47,612	355,837	11,042	20,617	10.9	81.8	2.5	4.7
2016	438,444	48,660	357,477	11,080	21,227	11.1	81.5	2.5	4.8
2017	441,527	49,698	358,889	11,119	21,821	11.3	81.3	2.5	4.9
2018	444,325	50,728	360,085	11,161	22,351	11.4	81.0	2.5	5.0
2019	446,847	51,663	361,147	11,212	22,825	11.6	80.8	2.5	5.1
2020	449,001	52,473	362,058	11,255	23,215	11.7	80.6	2.5	5.2
2021	450,902	53,202	362,819	11,306	23,575	11.8	80.5	2.5	5.2
2022	452,789	53,899	363,658	11,357	23,875	11.9	80.3	2.5	5.3
2023	454,570	54,531	364,495	11,413	24,131	12.0	80.2	2.5	5.3
2024	456,114	55,059	365,314	11,494	24,247	12.1	80.1	2.5	5.3
2025	457,414	55,445	366,049	11,568	24,352	12.1	80.0	2.5	5.3
2026	458,473	55,748	366,683	11,650	24,392	12.2	80.0	2.5	5.3
2027	459,292	55,978	367,143	11,745	24,426	12.2	79.9	2.6	5.3
2028	459,940	56,154	367,461	11,867	24,458	12.2	79.9	2.6	5.3
2029	460,232	56,295	367,508	12,018	24,411	12.2	79.9	2.6	5.3
2030	460,218	56,415	367,277	12,181	24,345	12.3	79.8	2.6	5.3

11 시도, 가구주의 성 및 혼인상태별 가구 : 남자 (계속)

Households by Household Head's Sex and Marital Status for Provinces : Male (Cont'd)

단위 : 가구, %

Unit : household, %

[충남 Chungnam]

연도 Year	혼인상태별 가구 By marital status					구성비 Percent distribution			
	계 Total	미혼 Single	유배우 Married	사별 Widowed	이혼 Divorced	미혼 Single	유배우 Married	사별 Widowed	이혼 Divorced
2000	496,437	32,275	443,240	12,959	7,963	6.5	89.3	2.6	1.6
2001	500,022	34,574	443,375	13,212	8,861	6.9	88.7	2.6	1.8
2002	504,693	37,565	443,505	13,737	9,886	7.4	87.9	2.7	2.0
2003	509,485	40,752	443,638	14,241	10,854	8.0	87.1	2.8	2.1
2004	515,790	45,308	443,789	14,828	11,865	8.8	86.0	2.9	2.3
2005	522,800	50,560	443,903	15,492	12,845	9.7	84.9	3.0	2.5
2006	528,226	52,309	445,839	15,468	14,610	9.9	84.4	2.9	2.8
2007	537,209	53,448	452,095	15,477	16,189	9.9	84.2	2.9	3.0
2008	546,624	54,303	459,149	15,439	17,733	9.9	84.0	2.8	3.2
2009	556,007	55,234	466,477	15,415	18,881	9.9	83.9	2.8	3.4
2010	565,165	56,189	473,577	15,395	20,004	9.9	83.8	2.7	3.5
2011	574,149	57,213	480,442	15,382	21,112	10.0	83.7	2.7	3.7
2012	582,732	58,360	486,830	15,347	22,195	10.0	83.5	2.6	3.8
2013	591,046	59,658	492,822	15,319	23,247	10.1	83.4	2.6	3.9
2014	599,210	61,115	498,523	15,293	24,279	10.2	83.2	2.6	4.1
2015	607,213	62,731	503,929	15,271	25,282	10.3	83.0	2.5	4.2
2016	614,990	64,481	509,004	15,253	26,252	10.5	82.8	2.5	4.3
2017	622,401	66,331	513,662	15,244	27,164	10.7	82.5	2.4	4.4
2018	629,529	68,256	517,971	15,246	28,056	10.8	82.3	2.4	4.5
2019	636,411	70,203	522,068	15,245	28,895	11.0	82.0	2.4	4.5
2020	642,936	72,049	525,962	15,241	29,684	11.2	81.8	2.4	4.6
2021	649,144	73,802	529,686	15,248	30,408	11.4	81.6	2.3	4.7
2022	655,276	75,491	533,478	15,261	31,046	11.5	81.4	2.3	4.7
2023	661,300	77,135	537,269	15,280	31,616	11.7	81.2	2.3	4.8
2024	667,066	78,663	541,004	15,314	32,085	11.8	81.1	2.3	4.8
2025	672,552	80,021	544,651	15,367	32,513	11.9	81.0	2.3	4.8
2026	677,618	81,227	548,122	15,426	32,843	12.0	80.9	2.3	4.8
2027	682,421	82,362	551,424	15,506	33,129	12.1	80.8	2.3	4.9
2028	686,885	83,446	554,477	15,606	33,356	12.1	80.7	2.3	4.9
2029	690,944	84,456	557,255	15,738	33,495	12.2	80.7	2.3	4.8
2030	694,606	85,439	559,652	15,892	33,623	12.3	80.6	2.3	4.8

11 시도, 가구주의 성 및 혼인상태별 가구 : 남자 (계속)

Households by Household Head's Sex and Marital Status for Provinces : Male (Cont'd)

단위 : 가구, %

Unit : household, %

[전북 Jeonbuk]

연도 Year	혼인상태별 가구 By marital status					구성비 Percent distribution			
	계 Total	미혼 Single	유배우 Married	사별 Widowed	이혼 Divorced	미혼 Single	유배우 Married	사별 Widowed	이혼 Divorced
2000	482,158	29,332	432,051	12,133	8,642	6.1	89.6	2.5	1.8
2001	482,349	31,924	428,228	12,515	9,682	6.6	88.8	2.6	2.0
2002	481,092	33,152	424,413	12,875	10,652	6.9	88.2	2.7	2.2
2003	479,481	34,123	420,589	13,235	11,534	7.1	87.7	2.8	2.4
2004	477,647	34,906	416,787	13,586	12,368	7.3	87.3	2.8	2.6
2005	475,639	35,575	412,951	13,987	13,126	7.5	86.8	2.9	2.8
2006	473,597	36,522	408,649	13,788	14,638	7.7	86.3	2.9	3.1
2007	473,489	36,720	407,223	13,612	15,934	7.8	86.0	2.9	3.4
2008	473,708	36,828	406,281	13,437	17,162	7.8	85.8	2.8	3.6
2009	473,835	37,072	405,520	13,267	17,976	7.8	85.6	2.8	3.8
2010	473,962	37,420	404,690	13,110	18,742	7.9	85.4	2.8	4.0
2011	474,004	37,905	403,680	12,968	19,451	8.0	85.2	2.7	4.1
2012	473,799	38,532	402,325	12,824	20,118	8.1	84.9	2.7	4.2
2013	473,553	39,271	400,861	12,690	20,731	8.3	84.6	2.7	4.4
2014	473,188	40,088	399,265	12,554	21,281	8.5	84.4	2.7	4.5
2015	472,732	40,951	397,601	12,424	21,756	8.7	84.1	2.6	4.6
2016	472,189	41,875	395,836	12,295	22,183	8.9	83.8	2.6	4.7
2017	471,501	42,792	393,955	12,182	22,572	9.1	83.6	2.6	4.8
2018	470,649	43,710	391,962	12,051	22,926	9.3	83.3	2.6	4.9
2019	469,629	44,582	389,856	11,938	23,253	9.5	83.0	2.5	5.0
2020	468,418	45,351	387,711	11,825	23,531	9.7	82.8	2.5	5.0
2021	467,094	46,042	385,550	11,720	23,782	9.9	82.5	2.5	5.1
2022	465,776	46,694	383,482	11,631	23,969	10.0	82.3	2.5	5.1
2023	464,385	47,296	381,511	11,533	24,045	10.2	82.2	2.5	5.2
2024	462,807	47,811	379,498	11,445	24,053	10.3	82.0	2.5	5.2
2025	461,137	48,239	377,469	11,360	24,069	10.5	81.9	2.5	5.2
2026	459,251	48,538	375,373	11,286	24,054	10.6	81.7	2.5	5.2
2027	457,117	48,744	373,153	11,226	23,994	10.7	81.6	2.5	5.2
2028	454,869	48,883	370,894	11,175	23,917	10.7	81.5	2.5	5.3
2029	452,411	49,000	368,442	11,149	23,820	10.8	81.4	2.5	5.3
2030	449,783	49,119	365,779	11,154	23,731	10.9	81.3	2.5	5.3

11 시도, 가구주의 성 및 혼인상태별 가구 : 남자 (계속)

Households by Household Head's Sex and Marital Status for Provinces : Male (Cont'd)

단위 : 가구, %

Unit : household, %

[전남 Jeonnam]

연도 Year	혼인상태별 가구 By marital status					구성비 Percent distribution			
	계 Total	미혼 Single	유배우 Married	사별 Widowed	이혼 Divorced	미혼 Single	유배우 Married	사별 Widowed	이혼 Divorced
2000	516,626	23,747	468,284	15,817	8,778	4.6	90.6	3.1	1.7
2001	513,415	24,484	462,941	16,369	9,621	4.8	90.2	3.2	1.9
2002	510,237	25,233	457,606	16,927	10,471	4.9	89.7	3.3	2.1
2003	507,042	25,985	452,270	17,473	11,314	5.1	89.2	3.4	2.2
2004	503,878	26,734	446,949	18,031	12,164	5.3	88.7	3.6	2.4
2005	500,653	27,471	441,592	18,583	13,007	5.5	88.2	3.7	2.6
2006	496,926	27,666	436,383	18,151	14,726	5.6	87.8	3.7	3.0
2007	495,738	27,823	434,135	17,751	16,029	5.6	87.6	3.6	3.2
2008	494,788	27,919	432,150	17,475	17,244	5.6	87.3	3.5	3.5
2009	493,626	28,137	430,235	17,213	18,041	5.7	87.2	3.5	3.7
2010	492,173	28,455	427,991	16,968	18,759	5.8	87.0	3.4	3.8
2011	490,520	28,886	425,484	16,734	19,416	5.9	86.7	3.4	4.0
2012	488,475	29,441	422,526	16,479	20,029	6.0	86.5	3.4	4.1
2013	486,300	30,079	419,408	16,234	20,579	6.2	86.2	3.3	4.2
2014	483,972	30,808	416,118	15,999	21,047	6.4	86.0	3.3	4.3
2015	481,582	31,588	412,743	15,772	21,479	6.6	85.7	3.3	4.5
2016	479,107	32,388	409,304	15,554	21,861	6.8	85.4	3.2	4.6
2017	476,635	33,214	405,898	15,341	22,182	7.0	85.2	3.2	4.7
2018	474,031	34,037	402,443	15,120	22,431	7.2	84.9	3.2	4.7
2019	471,313	34,840	398,956	14,902	22,615	7.4	84.6	3.2	4.8
2020	468,456	35,586	395,462	14,680	22,728	7.6	84.4	3.1	4.9
2021	465,519	36,251	391,987	14,485	22,796	7.8	84.2	3.1	4.9
2022	462,593	36,857	388,645	14,303	22,788	8.0	84.0	3.1	4.9
2023	459,685	37,413	385,405	14,129	22,738	8.1	83.8	3.1	4.9
2024	456,749	37,915	382,202	13,964	22,668	8.3	83.7	3.1	5.0
2025	453,700	38,327	378,994	13,831	22,548	8.4	83.5	3.0	5.0
2026	450,467	38,606	375,800	13,669	22,392	8.6	83.4	3.0	5.0
2027	447,088	38,775	372,564	13,522	22,227	8.7	83.3	3.0	5.0
2028	443,613	38,901	369,301	13,377	22,034	8.8	83.2	3.0	5.0
2029	439,990	38,994	365,897	13,257	21,842	8.9	83.2	3.0	5.0
2030	436,179	39,055	362,263	13,177	21,684	9.0	83.1	3.0	5.0

11 시도, 가구주의 성 및 혼인상태별 가구 : 남자 (계속)

Households by Household Head's Sex and Marital Status for Provinces : Male (Cont'd)

단위 : 가구, %

Unit : household, %

[경북 Gyeongbuk]

연도 Year	혼인상태별 가구 By marital status					구성비 Percent distribution			
	계 Total	미혼 Single	유배우 Married	사별 Widowed	이혼 Divorced	미혼 Single	유배우 Married	사별 Widowed	이혼 Divorced
2000	725,024	43,503	650,014	19,575	11,932	6.0	89.7	2.7	1.6
2001	727,043	47,296	646,152	20,178	13,417	6.5	88.9	2.8	1.8
2002	728,851	50,903	642,220	20,860	14,868	7.0	88.1	2.9	2.0
2003	727,017	54,332	635,040	21,484	16,161	7.5	87.3	3.0	2.2
2004	727,503	57,481	630,553	22,134	17,335	7.9	86.7	3.0	2.4
2005	728,776	61,092	626,028	23,223	18,433	8.4	85.9	3.2	2.5
2006	732,039	63,098	625,450	22,914	20,577	8.6	85.4	3.1	2.8
2007	736,306	64,136	627,048	22,638	22,484	8.7	85.2	3.1	3.1
2008	741,064	64,805	629,474	22,489	24,296	8.7	84.9	3.0	3.3
2009	745,550	65,499	632,197	22,345	25,509	8.8	84.8	3.0	3.4
2010	749,705	66,174	634,657	22,222	26,652	8.8	84.7	3.0	3.6
2011	753,584	66,911	636,826	22,112	27,735	8.9	84.5	2.9	3.7
2012	756,884	67,768	638,389	21,977	28,750	9.0	84.3	2.9	3.8
2013	759,929	68,702	639,668	21,854	29,705	9.0	84.2	2.9	3.9
2014	762,597	69,701	640,584	21,729	30,583	9.1	84.0	2.8	4.0
2015	764,928	70,762	641,159	21,614	31,393	9.3	83.8	2.8	4.1
2016	766,951	71,874	641,421	21,510	32,146	9.4	83.6	2.8	4.2
2017	768,563	72,982	641,345	21,406	32,830	9.5	83.4	2.8	4.3
2018	769,917	74,096	641,047	21,308	33,466	9.6	83.3	2.8	4.3
2019	770,787	75,132	640,424	21,206	34,025	9.7	83.1	2.8	4.4
2020	771,271	76,041	639,576	21,108	34,546	9.9	82.9	2.7	4.5
2021	771,338	76,843	638,487	21,017	34,991	10.0	82.8	2.7	4.5
2022	771,316	77,570	637,490	20,939	35,317	10.1	82.6	2.7	4.6
2023	771,107	78,190	636,464	20,882	35,571	10.1	82.5	2.7	4.6
2024	770,547	78,684	635,317	20,841	35,705	10.2	82.5	2.7	4.6
2025	769,689	78,997	634,043	20,832	35,817	10.3	82.4	2.7	4.7
2026	768,280	79,134	632,484	20,826	35,836	10.3	82.3	2.7	4.7
2027	766,434	79,144	630,626	20,828	35,836	10.3	82.3	2.7	4.7
2028	764,123	79,049	628,420	20,860	35,794	10.3	82.2	2.7	4.7
2029	761,355	78,944	625,814	20,915	35,682	10.4	82.2	2.7	4.7
2030	758,216	78,790	622,821	21,004	35,601	10.4	82.1	2.8	4.7

11 시도, 가구주의 성 및 혼인상태별 가구 : 남자 (계속)

Households by Household Head's Sex and Marital Status for Provinces : Male (Cont'd)

단위 : 가구, %

Unit : household, %

[경남 Gyeongnam]

연도 Year	혼인상태별 가구 By marital status					구성비 Percent distribution			
	계 Total	미혼 Single	유배우 Married	사별 Widowed	이혼 Divorced	미혼 Single	유배우 Married	사별 Widowed	이혼 Divorced
2000	765,373	46,297	686,585	17,226	15,265	6.0	89.7	2.3	2.0
2001	779,732	50,637	693,824	18,092	17,179	6.5	89.0	2.3	2.2
2002	791,799	54,630	699,147	18,855	19,167	6.9	88.3	2.4	2.4
2003	803,069	58,662	703,531	19,662	21,214	7.3	87.6	2.4	2.6
2004	811,465	61,957	705,784	20,434	23,290	7.6	87.0	2.5	2.9
2005	819,658	64,821	707,999	21,444	25,394	7.9	86.4	2.6	3.1
2006	827,724	67,176	710,354	21,442	28,752	8.1	85.8	2.6	3.5
2007	838,538	68,705	716,599	21,463	31,771	8.2	85.5	2.6	3.8
2008	849,911	69,832	723,847	21,546	34,686	8.2	85.2	2.5	4.1
2009	860,748	71,101	731,202	21,636	36,809	8.3	84.9	2.5	4.3
2010	871,099	72,485	738,025	21,752	38,837	8.3	84.7	2.5	4.5
2011	881,055	74,052	744,353	21,865	40,785	8.4	84.5	2.5	4.6
2012	890,330	75,819	749,876	21,980	42,655	8.5	84.2	2.5	4.8
2013	899,272	77,830	754,884	22,104	44,454	8.7	83.9	2.5	4.9
2014	907,766	80,046	759,351	22,234	46,135	8.8	83.7	2.4	5.1
2015	915,905	82,428	763,408	22,354	47,715	9.0	83.4	2.4	5.2
2016	923,774	84,961	767,113	22,503	49,197	9.2	83.0	2.4	5.3
2017	931,376	87,593	770,558	22,666	50,559	9.4	82.7	2.4	5.4
2018	938,751	90,289	773,822	22,832	51,808	9.6	82.4	2.4	5.5
2019	945,841	92,983	776,914	23,012	52,932	9.8	82.1	2.4	5.6
2020	952,614	95,607	779,838	23,211	53,958	10.0	81.9	2.4	5.7
2021	959,132	98,166	782,668	23,421	54,877	10.2	81.6	2.4	5.7
2022	965,595	100,612	785,716	23,657	55,610	10.4	81.4	2.4	5.8
2023	971,925	102,907	788,951	23,871	56,196	10.6	81.2	2.5	5.8
2024	977,927	105,023	792,141	24,119	56,644	10.7	81.0	2.5	5.8
2025	983,469	106,906	795,165	24,431	56,967	10.9	80.9	2.5	5.8
2026	988,437	108,590	797,917	24,749	57,181	11.0	80.7	2.5	5.8
2027	992,841	110,089	800,334	25,079	57,339	11.1	80.6	2.5	5.8
2028	996,584	111,457	802,268	25,450	57,409	11.2	80.5	2.6	5.8
2029	999,657	112,694	803,675	25,862	57,426	11.3	80.4	2.6	5.7
2030	1,001,938	113,859	804,390	26,297	57,392	11.4	80.3	2.6	5.7

11 시도, 가구주의 성 및 혼인상태별 가구 : 남자 (계속)

Households by Household Head's Sex and Marital Status for Provinces : Male (Cont'd)

단위 : 가구, %

Unit : household, %

[제주 Jeju]

연도 Year	혼인상태별 가구 By marital status					구성비 Percent distribution			
	계 Total	미혼 Single	유배우 Married	사별 Widowed	이혼 Divorced	미혼 Single	유배우 Married	사별 Widowed	이혼 Divorced
2000	122,494	6,831	109,929	2,498	3,236	5.6	89.7	2.0	2.6
2001	126,276	7,678	112,286	2,652	3,660	6.1	88.9	2.1	2.9
2002	128,511	8,395	113,249	2,791	4,076	6.5	88.1	2.2	3.2
2003	130,242	9,068	113,759	2,920	4,495	7.0	87.3	2.2	3.5
2004	131,809	9,731	114,100	3,049	4,929	7.4	86.6	2.3	3.7
2005	133,704	10,369	114,413	3,210	5,712	7.8	85.6	2.4	4.3
2006	135,138	10,452	115,429	3,210	6,047	7.7	85.4	2.4	4.5
2007	137,266	10,687	116,662	3,233	6,684	7.8	85.0	2.4	4.9
2008	139,412	10,861	118,028	3,248	7,275	7.8	84.7	2.3	5.2
2009	141,443	11,066	119,405	3,273	7,699	7.8	84.4	2.3	5.4
2010	143,406	11,302	120,690	3,302	8,112	7.9	84.2	2.3	5.7
2011	145,276	11,567	121,874	3,330	8,505	8.0	83.9	2.3	5.9
2012	147,028	11,874	122,900	3,359	8,895	8.1	83.6	2.3	6.0
2013	148,716	12,219	123,847	3,385	9,265	8.2	83.3	2.3	6.2
2014	150,293	12,605	124,654	3,415	9,619	8.4	82.9	2.3	6.4
2015	151,778	13,015	125,368	3,447	9,948	8.6	82.6	2.3	6.6
2016	153,194	13,462	125,977	3,497	10,258	8.8	82.2	2.3	6.7
2017	154,511	13,914	126,518	3,532	10,547	9.0	81.9	2.3	6.8
2018	155,755	14,369	127,013	3,567	10,806	9.2	81.5	2.3	6.9
2019	156,919	14,832	127,426	3,602	11,059	9.5	81.2	2.3	7.0
2020	157,998	15,263	127,825	3,634	11,276	9.7	80.9	2.3	7.1
2021	159,054	15,704	128,192	3,670	11,488	9.9	80.6	2.3	7.2
2022	160,057	16,127	128,564	3,704	11,662	10.1	80.3	2.3	7.3
2023	161,069	16,529	128,978	3,749	11,813	10.3	80.1	2.3	7.3
2024	161,968	16,901	129,347	3,781	11,939	10.4	79.9	2.3	7.4
2025	162,825	17,256	129,711	3,826	12,032	10.6	79.7	2.3	7.4
2026	163,629	17,581	130,064	3,865	12,119	10.7	79.5	2.4	7.4
2027	164,334	17,884	130,354	3,903	12,193	10.9	79.3	2.4	7.4
2028	164,936	18,163	130,572	3,955	12,246	11.0	79.2	2.4	7.4
2029	165,437	18,425	130,720	4,004	12,288	11.1	79.0	2.4	7.4
2030	165,847	18,680	130,775	4,063	12,329	11.3	78.9	2.4	7.4

11. 시도, 가구주의 성 및 혼인상태별 가구 : 여자 (계속)

Households by Household Head's Sex and Marital Status for Provinces : Female (Cont'd)

단위 : 가구, %

Unit : household, %

[전국 Whole]

연도 Year	혼인상태별 가구 By marital status					구성비 Percent distribution			
	계 Total	미혼 Single	유배우 Married	사별 Widowed	이혼 Divorced	미혼 Single	유배우 Married	사별 Widowed	이혼 Divorced
2000	2,682,773	575,317	435,559	1,371,420	300,477	21.4	16.2	51.1	11.2
2001	2,857,591	620,432	507,279	1,395,714	334,166	21.7	17.8	48.8	11.7
2002	3,026,757	669,469	554,794	1,431,171	371,323	22.1	18.3	47.3	12.3
2003	3,180,051	716,082	590,367	1,464,847	408,755	22.5	18.6	46.1	12.9
2004	3,323,336	758,301	619,580	1,498,795	446,660	22.8	18.6	45.1	13.4
2005	3,467,439	794,294	643,122	1,537,003	493,020	22.9	18.5	44.3	14.2
2006	3,546,593	825,645	652,154	1,537,105	531,689	23.3	18.4	43.3	15.0
2007	3,622,283	850,101	662,119	1,537,210	572,853	23.5	18.3	42.4	15.8
2008	3,688,713	868,572	672,825	1,537,275	610,041	23.5	18.2	41.7	16.5
2009	3,749,218	885,353	683,572	1,537,380	642,913	23.6	18.2	41.0	17.1
2010	3,808,629	902,358	693,818	1,537,482	674,971	23.7	18.2	40.4	17.7
2011	3,868,306	920,341	703,486	1,538,411	706,068	23.8	18.2	39.8	18.3
2012	3,928,491	939,884	712,292	1,540,066	736,249	23.9	18.1	39.2	18.7
2013	3,988,171	961,136	720,431	1,541,183	765,421	24.1	18.1	38.6	19.2
2014	4,047,634	984,194	727,839	1,541,874	793,727	24.3	18.0	38.1	19.6
2015	4,107,249	1,009,084	734,543	1,542,354	821,268	24.6	17.9	37.6	20.0
2016	4,167,007	1,035,390	740,536	1,542,720	848,361	24.8	17.8	37.0	20.4
2017	4,226,376	1,062,552	745,862	1,543,064	874,898	25.1	17.6	36.5	20.7
2018	4,285,184	1,089,947	750,570	1,543,636	901,031	25.4	17.5	36.0	21.0
2019	4,342,479	1,116,966	754,591	1,544,326	926,596	25.7	17.4	35.6	21.3
2020	4,397,404	1,142,784	757,940	1,545,183	951,497	26.0	17.2	35.1	21.6
2021	4,449,511	1,166,871	760,786	1,546,253	975,601	26.2	17.1	34.8	21.9
2022	4,496,697	1,187,608	763,397	1,548,286	997,406	26.4	17.0	34.4	22.2
2023	4,539,488	1,205,198	765,926	1,551,160	1,017,204	26.5	16.9	34.2	22.4
2024	4,578,351	1,220,159	768,346	1,554,816	1,035,030	26.7	16.8	34.0	22.6
2025	4,613,818	1,232,752	770,758	1,559,344	1,050,964	26.7	16.7	33.8	22.8
2026	4,645,624	1,243,480	773,046	1,564,071	1,065,027	26.8	16.6	33.7	22.9
2027	4,674,041	1,252,647	775,244	1,568,904	1,077,246	26.8	16.6	33.6	23.0
2028	4,699,916	1,260,653	777,164	1,574,626	1,087,473	26.8	16.5	33.5	23.1
2029	4,723,983	1,267,933	778,922	1,581,521	1,095,607	26.8	16.5	33.5	23.2
2030	4,746,242	1,274,932	780,432	1,589,097	1,101,781	26.9	16.4	33.5	23.2

11. 시도, 가구주의 성 및 혼인상태별 가구 : 여자 (계속)

Households by Household Head's Sex and Marital Status for Provinces : Female (Cont'd)

단위 : 가구, %

Unit : household, %

[서울 Seoul]

연도 Year	혼인상태별 가구 By marital status					구성비 Percent distribution			
	계 Total	미혼 Single	유배우 Married	사별 Widowed	이혼 Divorced	미혼 Single	유배우 Married	사별 Widowed	이혼 Divorced
2000	605,946	192,571	109,125	220,196	84,054	31.8	18.0	36.3	13.9
2001	636,853	203,356	121,902	222,844	88,751	31.9	19.1	35.0	13.9
2002	670,373	217,038	131,028	227,293	95,014	32.4	19.5	33.9	14.2
2003	704,995	232,228	138,367	232,775	101,625	32.9	19.6	33.0	14.4
2004	740,826	247,329	145,113	239,528	108,856	33.4	19.6	32.3	14.7
2005	778,857	260,411	150,767	247,140	120,539	33.4	19.4	31.7	15.5
2006	801,425	273,913	153,084	247,858	126,570	34.2	19.1	30.9	15.8
2007	823,927	283,776	155,444	248,572	136,135	34.4	18.9	30.2	16.5
2008	842,979	290,784	157,989	249,290	144,916	34.5	18.7	29.6	17.2
2009	859,757	296,413	160,580	250,004	152,760	34.5	18.7	29.1	17.8
2010	875,565	301,321	163,084	250,722	160,438	34.4	18.6	28.6	18.3
2011	891,225	305,850	165,474	251,977	167,924	34.3	18.6	28.3	18.8
2012	906,834	310,407	167,675	253,513	175,239	34.2	18.5	28.0	19.3
2013	922,348	315,288	169,706	255,007	182,347	34.2	18.4	27.6	19.8
2014	938,083	320,731	171,572	256,477	189,303	34.2	18.3	27.3	20.2
2015	954,224	326,843	173,277	257,984	196,120	34.3	18.2	27.0	20.6
2016	970,763	333,556	174,855	259,507	202,845	34.4	18.0	26.7	20.9
2017	987,576	340,707	176,336	261,081	209,452	34.5	17.9	26.4	21.2
2018	1,004,347	348,020	177,722	262,644	215,961	34.7	17.7	26.2	21.5
2019	1,020,790	355,237	179,009	264,235	222,309	34.8	17.5	25.9	21.8
2020	1,036,438	362,108	180,124	265,748	228,458	34.9	17.4	25.6	22.0
2021	1,051,145	368,462	181,109	267,238	234,336	35.1	17.2	25.4	22.3
2022	1,064,167	373,835	181,989	268,771	239,572	35.1	17.1	25.3	22.5
2023	1,075,597	378,235	182,826	270,321	244,215	35.2	17.0	25.1	22.7
2024	1,085,528	381,754	183,616	271,854	248,304	35.2	16.9	25.0	22.9
2025	1,094,084	384,500	184,337	273,370	251,877	35.1	16.8	25.0	23.0
2026	1,101,280	386,615	184,961	274,733	254,971	35.1	16.8	24.9	23.2
2027	1,107,177	388,249	185,422	275,962	257,544	35.1	16.7	24.9	23.3
2028	1,111,823	389,469	185,662	277,097	259,595	35.0	16.7	24.9	23.3
2029	1,115,666	390,426	185,775	278,285	261,180	35.0	16.7	24.9	23.4
2030	1,118,690	391,222	185,717	279,444	262,307	35.0	16.6	25.0	23.4

11. 시도, 가구주의 성 및 혼인상태별 가구 : 여자 (계속)

Households by Household Head's Sex and Marital Status for Provinces : Female (Cont'd)

단위 : 가구, %

Unit : household, %

[부산 Busan]

연도 Year	혼인상태별 가구 By marital status					구성비 Percent distribution			
	계 Total	미혼 Single	유배우 Married	사별 Widowed	이혼 Divorced	미혼 Single	유배우 Married	사별 Widowed	이혼 Divorced
2000	219,306	37,507	35,552	115,139	31,108	17.1	16.2	52.5	14.2
2001	231,962	40,208	39,589	118,329	33,836	17.3	17.1	51.0	14.6
2002	243,685	42,938	42,297	121,516	36,934	17.6	17.4	49.9	15.2
2003	253,727	45,470	44,236	123,994	40,027	17.9	17.4	48.9	15.8
2004	263,871	48,016	45,963	126,566	43,326	18.2	17.4	48.0	16.4
2005	274,840	50,105	47,371	129,129	48,235	18.2	17.2	47.0	17.6
2006	278,009	50,604	47,561	129,537	50,307	18.2	17.1	46.6	18.1
2007	282,815	51,540	47,790	129,943	53,542	18.2	16.9	45.9	18.9
2008	286,965	52,174	48,024	130,348	56,419	18.2	16.7	45.4	19.7
2009	290,624	52,752	48,233	130,754	58,885	18.2	16.6	45.0	20.3
2010	294,178	53,380	48,396	131,162	61,240	18.1	16.5	44.6	20.8
2011	297,671	54,096	48,519	131,580	63,476	18.2	16.3	44.2	21.3
2012	301,188	54,907	48,583	132,075	65,623	18.2	16.1	43.9	21.8
2013	304,580	55,796	48,606	132,508	67,670	18.3	16.0	43.5	22.2
2014	307,899	56,765	48,587	132,919	69,628	18.4	15.8	43.2	22.6
2015	311,129	57,771	48,527	133,310	71,521	18.6	15.6	42.8	23.0
2016	314,304	58,816	48,432	133,700	73,356	18.7	15.4	42.5	23.3
2017	317,376	59,869	48,296	134,087	75,124	18.9	15.2	42.2	23.7
2018	320,405	60,911	48,140	134,512	76,842	19.0	15.0	42.0	24.0
2019	323,211	61,932	47,930	134,871	78,478	19.2	14.8	41.7	24.3
2020	325,848	62,898	47,698	135,212	80,040	19.3	14.6	41.5	24.6
2021	328,265	63,788	47,431	135,520	81,526	19.4	14.4	41.3	24.8
2022	330,350	64,549	47,147	135,846	82,808	19.5	14.3	41.1	25.1
2023	332,135	65,182	46,866	136,195	83,892	19.6	14.1	41.0	25.3
2024	333,590	65,693	46,590	136,518	84,789	19.7	14.0	40.9	25.4
2025	334,706	66,125	46,300	136,783	85,498	19.8	13.8	40.9	25.5
2026	335,560	66,481	46,033	136,987	86,059	19.8	13.7	40.8	25.6
2027	336,139	66,795	45,784	137,092	86,468	19.9	13.6	40.8	25.7
2028	336,490	67,075	45,550	137,159	86,706	19.9	13.5	40.8	25.8
2029	336,581	67,309	45,294	137,198	86,780	20.0	13.5	40.8	25.8
2030	336,348	67,528	44,982	137,169	86,669	20.1	13.4	40.8	25.8

11. 시도, 가구주의 성 및 혼인상태별 가구 : 여자 (계속)

Households by Household Head's Sex and Marital Status for Provinces : Female (Cont'd)

단위 : 가구, %

Unit : household, %

[대구 Daegu]

연도 Year	혼인상태별 가구 By marital status					구성비 Percent distribution			
	계 Total	미혼 Single	유배우 Married	사별 Widowed	이혼 Divorced	미혼 Single	유배우 Married	사별 Widowed	이혼 Divorced
2000	147,355	33,052	25,688	70,067	18,548	22.4	17.4	47.5	12.6
2001	154,880	34,431	28,436	71,694	20,319	22.2	18.4	46.3	13.1
2002	161,678	35,863	30,248	73,310	22,257	22.2	18.7	45.3	13.8
2003	168,118	37,208	31,688	74,927	24,295	22.1	18.8	44.6	14.5
2004	174,250	38,413	32,939	76,466	26,432	22.0	18.9	43.9	15.2
2005	179,696	38,685	33,755	78,826	28,430	21.5	18.8	43.9	15.8
2006	181,996	38,909	33,747	78,559	30,781	21.4	18.5	43.2	16.9
2007	184,485	39,310	33,998	78,297	32,880	21.3	18.4	42.4	17.8
2008	186,518	39,503	34,253	78,024	34,738	21.2	18.4	41.8	18.6
2009	188,238	39,684	34,482	77,762	36,310	21.1	18.3	41.3	19.3
2010	189,907	39,917	34,676	77,495	37,819	21.0	18.3	40.8	19.9
2011	191,859	40,243	34,819	77,559	39,238	21.0	18.1	40.4	20.5
2012	193,813	40,681	34,911	77,639	40,582	21.0	18.0	40.1	20.9
2013	195,780	41,239	34,971	77,722	41,848	21.1	17.9	39.7	21.4
2014	197,755	41,901	34,994	77,804	43,056	21.2	17.7	39.3	21.8
2015	199,676	42,641	34,976	77,875	44,184	21.4	17.5	39.0	22.1
2016	201,543	43,424	34,901	77,938	45,280	21.5	17.3	38.7	22.5
2017	203,297	44,213	34,798	77,970	46,316	21.7	17.1	38.4	22.8
2018	205,006	45,023	34,633	78,044	47,306	22.0	16.9	38.1	23.1
2019	206,605	45,812	34,445	78,095	48,253	22.2	16.7	37.8	23.4
2020	208,060	46,560	34,219	78,149	49,132	22.4	16.4	37.6	23.6
2021	209,436	47,213	34,001	78,235	49,987	22.5	16.2	37.4	23.9
2022	210,541	47,744	33,768	78,321	50,708	22.7	16.0	37.2	24.1
2023	211,522	48,170	33,557	78,449	51,346	22.8	15.9	37.1	24.3
2024	212,311	48,523	33,313	78,598	51,877	22.9	15.7	37.0	24.4
2025	212,991	48,794	33,091	78,784	52,322	22.9	15.5	37.0	24.6
2026	213,523	49,009	32,843	78,986	52,685	23.0	15.4	37.0	24.7
2027	213,915	49,174	32,619	79,183	52,939	23.0	15.2	37.0	24.7
2028	214,151	49,299	32,381	79,377	53,094	23.0	15.1	37.1	24.8
2029	214,321	49,386	32,163	79,600	53,172	23.0	15.0	37.1	24.8
2030	214,403	49,502	31,943	79,808	53,150	23.1	14.9	37.2	24.8

11. 시도, 가구주의 성 및 혼인상태별 가구 : 여자 (계속)

Households by Household Head's Sex and Marital Status for Provinces : Female (Cont'd)

단위 : 가구, %

Unit : household, %

[인천 Incheon]

연도 Year	혼인상태별 가구 By marital status					구성비 Percent distribution			
	계 Total	미혼 Single	유배우 Married	사별 Widowed	이혼 Divorced	미혼 Single	유배우 Married	사별 Widowed	이혼 Divorced
2000	116,557	24,617	21,906	50,337	19,697	21.1	18.8	43.2	16.9
2001	127,332	26,920	26,435	52,158	21,819	21.1	20.8	41.0	17.1
2002	137,105	29,267	29,338	54,287	24,213	21.3	21.4	39.6	17.7
2003	145,267	31,198	31,283	56,230	26,556	21.5	21.5	38.7	18.3
2004	152,661	32,721	32,807	58,117	29,016	21.4	21.5	38.1	19.0
2005	162,734	34,117	34,237	60,260	34,120	21.0	21.0	37.0	21.0
2006	166,673	35,847	34,926	61,004	34,896	21.5	21.0	36.6	20.9
2007	172,360	37,274	35,653	61,745	37,688	21.6	20.7	35.8	21.9
2008	177,592	38,487	36,426	62,488	40,191	21.7	20.5	35.2	22.6
2009	182,497	39,665	37,195	63,229	42,408	21.7	20.4	34.6	23.2
2010	187,363	40,884	37,921	63,973	44,585	21.8	20.2	34.1	23.8
2011	192,174	42,156	38,606	64,711	46,701	21.9	20.1	33.7	24.3
2012	196,997	43,495	39,245	65,487	48,770	22.1	19.9	33.2	24.8
2013	201,809	44,912	39,848	66,252	50,797	22.3	19.7	32.8	25.2
2014	206,621	46,392	40,419	67,023	52,787	22.5	19.6	32.4	25.5
2015	211,465	47,930	40,968	67,829	54,738	22.7	19.4	32.1	25.9
2016	216,311	49,513	41,479	68,643	56,676	22.9	19.2	31.7	26.2
2017	221,161	51,133	41,945	69,476	58,607	23.1	19.0	31.4	26.5
2018	226,022	52,770	42,372	70,347	60,533	23.3	18.7	31.1	26.8
2019	230,873	54,403	42,759	71,261	62,450	23.6	18.5	30.9	27.0
2020	235,698	56,013	43,108	72,225	64,352	23.8	18.3	30.6	27.3
2021	240,466	57,569	43,449	73,216	66,232	23.9	18.1	30.4	27.5
2022	245,004	58,994	43,769	74,278	67,963	24.1	17.9	30.3	27.7
2023	249,308	60,276	44,091	75,368	69,573	24.2	17.7	30.2	27.9
2024	253,404	61,427	44,409	76,517	71,051	24.2	17.5	30.2	28.0
2025	257,317	62,448	44,737	77,720	72,412	24.3	17.4	30.2	28.1
2026	261,022	63,347	45,077	78,957	73,641	24.3	17.3	30.2	28.2
2027	264,541	64,160	45,424	80,197	74,760	24.3	17.2	30.3	28.3
2028	267,895	64,922	45,759	81,453	75,761	24.2	17.1	30.4	28.3
2029	271,037	65,638	46,062	82,736	76,601	24.2	17.0	30.5	28.3
2030	273,972	66,312	46,364	84,037	77,259	24.2	16.9	30.7	28.2

11. 시도, 가구의 성 및 혼인상태별 가구 : 여자 (계속)

Households by Household Head's Sex and Marital Status for Provinces : Female (Cont'd)

단위 : 가구, %

Unit : household, %

[광주 Gwangju]

연도 Year	혼인상태별 가구 By marital status					구성비 Percent distribution			
	계 Total	미혼 Single	유배우 Married	사별 Widowed	이혼 Divorced	미혼 Single	유배우 Married	사별 Widowed	이혼 Divorced
2000	84,444	21,780	17,797	36,506	8,361	25.8	21.1	43.2	9.9
2001	90,107	22,752	20,657	37,212	9,486	25.2	22.9	41.3	10.5
2002	95,430	24,131	22,561	38,039	10,699	25.3	23.6	39.9	11.2
2003	99,986	25,275	23,929	38,875	11,907	25.3	23.9	38.9	11.9
2004	104,305	26,375	25,088	39,678	13,164	25.3	24.1	38.0	12.6
2005	107,810	26,778	25,926	40,725	14,381	24.8	24.0	37.8	13.3
2006	110,131	27,341	26,175	40,770	15,845	24.8	23.8	37.0	14.4
2007	111,978	27,640	26,505	40,818	17,015	24.7	23.7	36.5	15.2
2008	113,453	27,708	26,854	40,860	18,031	24.4	23.7	36.0	15.9
2009	114,718	27,701	27,205	40,908	18,904	24.1	23.7	35.7	16.5
2010	115,949	27,728	27,528	40,953	19,740	23.9	23.7	35.3	17.0
2011	117,278	27,810	27,812	41,104	20,552	23.7	23.7	35.0	17.5
2012	118,637	27,977	28,054	41,304	21,302	23.6	23.6	34.8	18.0
2013	120,014	28,251	28,264	41,486	22,013	23.5	23.6	34.6	18.3
2014	121,376	28,610	28,423	41,663	22,680	23.6	23.4	34.3	18.7
2015	122,737	29,066	28,537	41,827	23,307	23.7	23.3	34.1	19.0
2016	124,108	29,573	28,617	41,998	23,920	23.8	23.1	33.8	19.3
2017	125,499	30,118	28,675	42,179	24,527	24.0	22.8	33.6	19.5
2018	126,876	30,650	28,701	42,385	25,140	24.2	22.6	33.4	19.8
2019	128,168	31,158	28,696	42,594	25,720	24.3	22.4	33.2	20.1
2020	129,379	31,595	28,671	42,818	26,295	24.4	22.2	33.1	20.3
2021	130,502	31,953	28,629	43,059	26,861	24.5	21.9	33.0	20.6
2022	131,433	32,177	28,574	43,316	27,366	24.5	21.7	33.0	20.8
2023	132,197	32,280	28,511	43,583	27,823	24.4	21.6	33.0	21.0
2024	132,857	32,310	28,439	43,883	28,225	24.3	21.4	33.0	21.2
2025	133,392	32,256	28,372	44,201	28,563	24.2	21.3	33.1	21.4
2026	133,863	32,174	28,314	44,509	28,866	24.0	21.2	33.2	21.6
2027	134,287	32,038	28,264	44,842	29,143	23.9	21.0	33.4	21.7
2028	134,694	31,904	28,201	45,180	29,409	23.7	20.9	33.5	21.8
2029	135,040	31,761	28,129	45,538	29,612	23.5	20.8	33.7	21.9
2030	135,326	31,630	28,042	45,900	29,754	23.4	20.7	33.9	22.0

11. 시도, 가구주의 성 및 혼인상태별 가구 : 여자 (계속)

Households by Household Head's Sex and Marital Status for Provinces : Female (Cont'd)

단위 : 가구, %

Unit : household, %

[대전 Daejeon]

연도 Year	혼인상태별 가구 By marital status					구성비 Percent distribution			
	계 Total	미혼 Single	유배우 Married	사별 Widowed	이혼 Divorced	미혼 Single	유배우 Married	사별 Widowed	이혼 Divorced
2000	77,260	23,273	16,022	28,359	9,606	30.1	20.7	36.7	12.4
2001	84,831	25,161	19,412	29,432	10,826	29.7	22.9	34.7	12.8
2002	91,171	27,072	21,513	30,479	12,107	29.7	23.6	33.4	13.3
2003	97,477	29,083	23,195	31,662	13,537	29.8	23.8	32.5	13.9
2004	102,779	30,699	24,400	32,732	14,948	29.9	23.7	31.8	14.5
2005	108,198	32,397	25,405	33,905	16,491	29.9	23.5	31.3	15.2
2006	111,530	33,576	25,785	34,085	18,084	30.1	23.1	30.6	16.2
2007	114,473	34,424	26,218	34,269	19,562	30.1	22.9	29.9	17.1
2008	117,056	34,991	26,680	34,456	20,929	29.9	22.8	29.4	17.9
2009	119,411	35,491	27,144	34,640	22,136	29.7	22.7	29.0	18.5
2010	121,739	36,016	27,574	34,820	23,329	29.6	22.7	28.6	19.2
2011	124,146	36,585	27,996	35,058	24,507	29.5	22.6	28.2	19.7
2012	126,600	37,217	28,389	35,332	25,662	29.4	22.4	27.9	20.3
2013	129,051	37,917	28,752	35,594	26,788	29.4	22.3	27.6	20.8
2014	131,526	38,704	29,073	35,857	27,892	29.4	22.1	27.3	21.2
2015	134,109	39,594	29,374	36,149	28,992	29.5	21.9	27.0	21.6
2016	136,741	40,566	29,637	36,453	30,085	29.7	21.7	26.7	22.0
2017	139,375	41,584	29,881	36,745	31,165	29.8	21.4	26.4	22.4
2018	142,003	42,601	30,094	37,056	32,252	30.0	21.2	26.1	22.7
2019	144,613	43,595	30,288	37,392	33,338	30.1	20.9	25.9	23.1
2020	147,122	44,538	30,447	37,731	34,406	30.3	20.7	25.6	23.4
2021	149,573	45,447	30,586	38,084	35,456	30.4	20.4	25.5	23.7
2022	151,879	46,230	30,744	38,465	36,440	30.4	20.2	25.3	24.0
2023	154,001	46,874	30,903	38,878	37,346	30.4	20.1	25.2	24.3
2024	156,002	47,414	31,064	39,334	38,190	30.4	19.9	25.2	24.5
2025	157,882	47,850	31,230	39,825	38,977	30.3	19.8	25.2	24.7
2026	159,674	48,274	31,392	40,311	39,697	30.2	19.7	25.2	24.9
2027	161,333	48,671	31,539	40,783	40,340	30.2	19.5	25.3	25.0
2028	162,901	49,039	31,668	41,284	40,910	30.1	19.4	25.3	25.1
2029	164,478	49,420	31,803	41,815	41,440	30.0	19.3	25.4	25.2
2030	165,997	49,827	31,927	42,344	41,899	30.0	19.2	25.5	25.2

11. 시도, 가구주의 성 및 혼인상태별 가구 : 여자 (계속)

Households by Household Head's Sex and Marital Status for Provinces : Female (Cont'd)

단위 : 가구, %

Unit : household, %

[울산 Ulsan]

연도 Year	혼인상태별 가구 By marital status					구성비 Percent distribution			
	계 Total	미혼 Single	유배우 Married	사별 Widowed	이혼 Divorced	미혼 Single	유배우 Married	사별 Widowed	이혼 Divorced
2000	42,534	8,416	6,680	21,032	6,406	19.8	15.7	49.4	15.1
2001	46,706	9,678	8,159	21,680	7,189	20.7	17.5	46.4	15.4
2002	49,943	10,555	9,081	22,332	7,975	21.1	18.2	44.7	16.0
2003	52,455	11,024	9,745	22,949	8,737	21.0	18.6	43.7	16.7
2004	54,437	11,155	10,270	23,511	9,501	20.5	18.9	43.2	17.5
2005	56,057	10,902	10,721	24,174	10,260	19.4	19.1	43.1	18.3
2006	58,255	11,243	10,939	24,628	11,445	19.3	18.8	42.3	19.6
2007	60,098	11,461	11,159	25,076	12,402	19.1	18.6	41.7	20.6
2008	61,796	11,618	11,389	25,520	13,269	18.8	18.4	41.3	21.5
2009	63,410	11,772	11,607	25,968	14,063	18.6	18.3	41.0	22.2
2010	65,017	11,958	11,814	26,422	14,823	18.4	18.2	40.6	22.8
2011	66,710	12,180	12,004	26,951	15,575	18.3	18.0	40.4	23.3
2012	68,449	12,454	12,175	27,525	16,295	18.2	17.8	40.2	23.8
2013	70,231	12,768	12,335	28,123	17,005	18.2	17.6	40.0	24.2
2014	72,025	13,116	12,477	28,754	17,678	18.2	17.3	39.9	24.5
2015	73,819	13,476	12,616	29,407	18,320	18.3	17.1	39.8	24.8
2016	75,632	13,858	12,732	30,093	18,949	18.3	16.8	39.8	25.1
2017	77,443	14,251	12,843	30,781	19,568	18.4	16.6	39.7	25.3
2018	79,278	14,641	12,947	31,524	20,166	18.5	16.3	39.8	25.4
2019	81,078	15,032	13,028	32,255	20,763	18.5	16.1	39.8	25.6
2020	82,892	15,419	13,094	33,054	21,325	18.6	15.8	39.9	25.7
2021	84,677	15,765	13,166	33,855	21,891	18.6	15.5	40.0	25.9
2022	86,419	16,068	13,247	34,694	22,410	18.6	15.3	40.1	25.9
2023	88,112	16,344	13,329	35,549	22,890	18.5	15.1	40.3	26.0
2024	89,726	16,560	13,405	36,435	23,326	18.5	14.9	40.6	26.0
2025	91,287	16,755	13,488	37,329	23,715	18.4	14.8	40.9	26.0
2026	92,749	16,900	13,569	38,251	24,029	18.2	14.6	41.2	25.9
2027	94,087	17,020	13,642	39,164	24,261	18.1	14.5	41.6	25.8
2028	95,335	17,087	13,697	40,093	24,458	17.9	14.4	42.1	25.7
2029	96,438	17,148	13,760	40,994	24,536	17.8	14.3	42.5	25.4
2030	97,560	17,209	13,821	41,923	24,607	17.6	14.2	43.0	25.2

11. 시도, 가구주의 성 및 혼인상태별 가구 : 여자 (계속)

Households by Household Head's Sex and Marital Status for Provinces : Female (Cont'd)

단위 : 가구, %

Unit : household, %

[경기 Gyeonggi]

연도 Year	혼인상태별 가구 By marital status					구성비 Percent distribution			
	계 Total	미혼 Single	유배우 Married	사별 Widowed	이혼 Divorced	미혼 Single	유배우 Married	사별 Widowed	이혼 Divorced
2000	391,425	89,289	78,908	168,320	54,908	22.8	20.2	43.0	14.0
2001	438,237	101,402	97,608	175,810	63,417	23.1	22.3	40.1	14.5
2002	484,659	114,728	111,209	185,410	73,312	23.7	22.9	38.3	15.1
2003	529,194	127,752	122,167	195,316	83,959	24.1	23.1	36.9	15.9
2004	569,508	139,567	130,946	204,125	94,870	24.5	23.0	35.8	16.7
2005	606,048	149,750	137,940	212,345	106,013	24.7	22.8	35.0	17.5
2006	637,086	159,913	142,547	215,522	119,104	25.1	22.4	33.8	18.7
2007	665,988	168,695	147,566	218,691	131,036	25.3	22.2	32.8	19.7
2008	693,275	176,334	152,814	221,866	142,261	25.4	22.0	32.0	20.5
2009	719,470	183,640	158,117	225,035	152,678	25.5	22.0	31.3	21.2
2010	745,629	190,980	163,328	228,212	163,109	25.6	21.9	30.6	21.9
2011	771,711	198,488	168,386	231,370	173,467	25.7	21.8	30.0	22.5
2012	797,940	206,266	173,259	234,661	183,754	25.8	21.7	29.4	23.0
2013	824,143	214,400	177,971	237,858	193,914	26.0	21.6	28.9	23.5
2014	850,440	222,969	182,507	241,005	203,959	26.2	21.5	28.3	24.0
2015	876,977	232,005	186,846	244,189	213,937	26.5	21.3	27.8	24.4
2016	903,645	241,474	190,982	247,350	223,839	26.7	21.1	27.4	24.8
2017	930,478	251,284	194,923	250,582	233,689	27.0	20.9	26.9	25.1
2018	957,313	261,292	198,648	253,867	243,506	27.3	20.8	26.5	25.4
2019	984,011	271,375	202,139	257,296	253,201	27.6	20.5	26.1	25.7
2020	1,010,300	281,343	205,373	260,760	262,824	27.8	20.3	25.8	26.0
2021	1,036,083	291,120	208,394	264,342	272,227	28.1	20.1	25.5	26.3
2022	1,060,761	300,296	211,303	268,152	281,010	28.3	19.9	25.3	26.5
2023	1,084,357	308,805	214,125	272,199	289,228	28.5	19.7	25.1	26.7
2024	1,106,876	316,619	216,904	276,445	296,908	28.6	19.6	25.0	26.8
2025	1,128,525	323,830	219,634	280,933	304,128	28.7	19.5	24.9	26.9
2026	1,149,017	330,472	222,287	285,482	310,776	28.8	19.3	24.8	27.0
2027	1,168,573	336,676	224,873	290,174	316,850	28.8	19.2	24.8	27.1
2028	1,186,940	342,504	227,343	295,008	322,085	28.9	19.2	24.9	27.1
2029	1,204,549	348,059	229,707	300,091	326,692	28.9	19.1	24.9	27.1
2030	1,221,487	353,482	231,967	305,363	330,675	28.9	19.0	25.0	27.1

11. 시도, 가구의 성 및 혼인상태별 가구 : 여자 (계속)

Households by Household Head's Sex and Marital Status for Provinces : Female (Cont'd)

단위 : 가구, %

Unit : household, %

[강원 Gangwon]

연도 Year	혼인상태별 가구 By marital status					구성비 Percent distribution			
	계 Total	미혼 Single	유배우 Married	사별 Widowed	이혼 Divorced	미혼 Single	유배우 Married	사별 Widowed	이혼 Divorced
2000	97,639	18,749	15,400	55,710	7,780	19.2	15.8	57.1	8.0
2001	103,273	19,923	17,992	56,467	8,891	19.3	17.4	54.7	8.6
2002	108,282	21,077	19,421	57,790	9,994	19.5	17.9	53.4	9.2
2003	112,065	21,986	20,284	58,814	10,981	19.6	18.1	52.5	9.8
2004	115,620	22,838	20,941	59,917	11,924	19.8	18.1	51.8	10.3
2005	118,779	23,502	21,353	61,181	12,743	19.8	18.0	51.5	10.7
2006	119,775	23,668	21,356	60,854	13,897	19.8	17.8	50.8	11.6
2007	120,332	23,699	21,365	60,529	14,739	19.7	17.8	50.3	12.2
2008	120,715	23,684	21,392	60,190	15,449	19.6	17.7	49.9	12.8
2009	121,058	23,738	21,422	59,865	16,033	19.6	17.7	49.5	13.2
2010	121,417	23,876	21,420	59,538	16,583	19.7	17.6	49.0	13.7
2011	121,768	24,124	21,402	59,152	17,090	19.8	17.6	48.6	14.0
2012	122,146	24,437	21,351	58,797	17,561	20.0	17.5	48.1	14.4
2013	122,448	24,806	21,273	58,383	17,986	20.3	17.4	47.7	14.7
2014	122,689	25,188	21,173	57,939	18,389	20.5	17.3	47.2	15.0
2015	122,881	25,589	21,048	57,481	18,763	20.8	17.1	46.8	15.3
2016	123,093	26,026	20,909	57,022	19,136	21.1	17.0	46.3	15.5
2017	123,236	26,456	20,742	56,562	19,476	21.5	16.8	45.9	15.8
2018	123,266	26,849	20,555	56,067	19,795	21.8	16.7	45.5	16.1
2019	123,218	27,193	20,348	55,553	20,124	22.1	16.5	45.1	16.3
2020	123,068	27,471	20,126	55,033	20,438	22.3	16.4	44.7	16.6
2021	122,832	27,702	19,906	54,494	20,730	22.6	16.2	44.4	16.9
2022	122,467	27,818	19,695	53,998	20,956	22.7	16.1	44.1	17.1
2023	121,955	27,842	19,486	53,479	21,148	22.8	16.0	43.9	17.3
2024	121,387	27,803	19,284	52,992	21,308	22.9	15.9	43.7	17.6
2025	120,769	27,712	19,090	52,532	21,435	22.9	15.8	43.5	17.7
2026	120,076	27,576	18,900	52,110	21,490	23.0	15.7	43.4	17.9
2027	119,302	27,399	18,714	51,684	21,505	23.0	15.7	43.3	18.0
2028	118,591	27,190	18,531	51,318	21,552	22.9	15.6	43.3	18.2
2029	117,932	26,993	18,379	51,021	21,539	22.9	15.6	43.3	18.3
2030	117,315	26,803	18,245	50,782	21,485	22.8	15.6	43.3	18.3

11. 시도, 가구의 성 및 혼인상태별 가구 : 여자 (계속)

Households by Household Head's Sex and Marital Status for Provinces : Female (Cont'd)

단위 : 가구, %

[충북 Chungbuk]

Unit : household, %

연도 Year	혼인상태별 가구 By marital status					구성비 Percent distribution			
	계 Total	미혼 Single	유배우 Married	사별 Widowed	이혼 Divorced	미혼 Single	유배우 Married	사별 Widowed	이혼 Divorced
2000	87,640	19,884	12,858	48,005	6,893	22.7	14.7	54.8	7.9
2001	94,309	21,628	15,424	49,172	8,085	22.9	16.4	52.1	8.6
2002	99,294	23,016	16,761	50,350	9,167	23.2	16.9	50.7	9.2
2003	103,406	24,182	17,611	51,423	10,190	23.4	17.0	49.7	9.9
2004	107,240	25,163	18,234	52,677	11,166	23.5	17.0	49.1	10.4
2005	110,730	25,914	18,614	54,175	12,027	23.4	16.8	48.9	10.9
2006	112,264	26,464	18,751	53,839	13,210	23.6	16.7	48.0	11.8
2007	113,118	26,598	18,904	53,507	14,109	23.5	16.7	47.3	12.5
2008	113,732	26,596	19,083	53,165	14,888	23.4	16.8	46.7	13.1
2009	114,255	26,627	19,257	52,833	15,538	23.3	16.9	46.2	13.6
2010	114,799	26,744	19,413	52,497	16,145	23.3	16.9	45.7	14.1
2011	115,425	26,983	19,546	52,168	16,728	23.4	16.9	45.2	14.5
2012	116,100	27,315	19,657	51,862	17,266	23.5	16.9	44.7	14.9
2013	116,770	27,725	19,736	51,520	17,789	23.7	16.9	44.1	15.2
2014	117,416	28,196	19,792	51,141	18,287	24.0	16.9	43.6	15.6
2015	118,044	28,708	19,819	50,780	18,737	24.3	16.8	43.0	15.9
2016	118,614	29,224	19,813	50,414	19,163	24.6	16.7	42.5	16.2
2017	119,093	29,718	19,780	50,011	19,584	25.0	16.6	42.0	16.4
2018	119,506	30,184	19,735	49,571	20,016	25.3	16.5	41.5	16.7
2019	119,860	30,614	19,664	49,165	20,417	25.5	16.4	41.0	17.0
2020	120,071	30,975	19,570	48,753	20,773	25.8	16.3	40.6	17.3
2021	120,185	31,255	19,469	48,369	21,092	26.0	16.2	40.2	17.5
2022	120,194	31,414	19,370	48,027	21,383	26.1	16.1	40.0	17.8
2023	120,080	31,463	19,265	47,694	21,658	26.2	16.0	39.7	18.0
2024	119,908	31,430	19,174	47,412	21,892	26.2	16.0	39.5	18.3
2025	119,710	31,353	19,081	47,197	22,079	26.2	15.9	39.4	18.4
2026	119,452	31,251	18,979	47,028	22,194	26.2	15.9	39.4	18.6
2027	119,199	31,126	18,892	46,876	22,305	26.1	15.8	39.3	18.7
2028	119,017	31,000	18,810	46,823	22,384	26.0	15.8	39.3	18.8
2029	118,867	30,880	18,729	46,854	22,404	26.0	15.8	39.4	18.8
2030	118,709	30,766	18,654	46,928	22,361	25.9	15.7	39.5	18.8

11. 시도, 가구의 성 및 혼인상태별 가구 : 여자 (계속)

Households by Household Head's Sex and Marital Status for Provinces : Female (Cont'd)

단위 : 가구, %

Unit : household, %

[충남 Chungnam]

연도 Year	혼인상태별 가구 By marital status					구성비 Percent distribution			
	계 Total	미혼 Single	유배우 Married	사별 Widowed	이혼 Divorced	미혼 Single	유배우 Married	사별 Widowed	이혼 Divorced
2000	113,407	17,716	14,774	73,599	7,318	15.6	13.0	64.9	6.5
2001	117,799	18,786	17,627	72,773	8,613	15.9	15.0	61.8	7.3
2002	124,129	20,811	19,252	74,152	9,914	16.8	15.5	59.7	8.0
2003	129,275	22,676	20,220	75,356	11,023	17.5	15.6	58.3	8.5
2004	135,261	25,031	21,097	77,058	12,075	18.5	15.6	57.0	8.9
2005	141,629	27,969	21,746	78,948	12,966	19.7	15.4	55.7	9.2
2006	143,627	28,884	22,049	78,304	14,390	20.1	15.4	54.5	10.0
2007	144,688	29,256	22,328	77,661	15,443	20.2	15.4	53.7	10.7
2008	145,391	29,375	22,640	77,017	16,359	20.2	15.6	53.0	11.3
2009	145,926	29,460	22,957	76,374	17,135	20.2	15.7	52.3	11.7
2010	146,546	29,658	23,266	75,730	17,892	20.2	15.9	51.7	12.2
2011	147,258	30,012	23,560	75,085	18,601	20.4	16.0	51.0	12.6
2012	148,089	30,520	23,821	74,459	19,289	20.6	16.1	50.3	13.0
2013	148,901	31,150	24,062	73,765	19,924	20.9	16.2	49.5	13.4
2014	149,715	31,868	24,282	73,034	20,531	21.3	16.2	48.8	13.7
2015	150,533	32,651	24,476	72,302	21,104	21.7	16.3	48.0	14.0
2016	151,341	33,487	24,649	71,529	21,676	22.1	16.3	47.3	14.3
2017	152,073	34,390	24,775	70,690	22,218	22.6	16.3	46.5	14.6
2018	152,786	35,330	24,880	69,832	22,744	23.1	16.3	45.7	14.9
2019	153,481	36,266	24,959	69,010	23,246	23.6	16.3	45.0	15.1
2020	154,096	37,165	25,020	68,217	23,694	24.1	16.2	44.3	15.4
2021	154,547	37,955	25,052	67,414	24,126	24.6	16.2	43.6	15.6
2022	154,805	38,523	25,065	66,686	24,531	24.9	16.2	43.1	15.8
2023	154,915	38,937	25,081	66,027	24,870	25.1	16.2	42.6	16.1
2024	155,020	39,343	25,086	65,437	25,154	25.4	16.2	42.2	16.2
2025	155,190	39,696	25,114	64,994	25,386	25.6	16.2	41.9	16.4
2026	155,321	40,015	25,134	64,582	25,590	25.8	16.2	41.6	16.5
2027	155,333	40,259	25,150	64,187	25,737	25.9	16.2	41.3	16.6
2028	155,501	40,496	25,189	63,931	25,885	26.0	16.2	41.1	16.6
2029	155,706	40,694	25,231	63,785	25,996	26.1	16.2	41.0	16.7
2030	156,030	40,932	25,275	63,749	26,074	26.2	16.2	40.9	16.7

11. 시도, 가구의 성 및 혼인상태별 가구 : 여자 (계속)

Households by Household Head's Sex and Marital Status for Provinces : Female (Cont'd)

단위 : 가구, %

[전북 Jeonbuk]

Unit : household, %

연도 Year	혼인상태별 가구 By marital status					구성비 Percent distribution			
	계 Total	미혼 Single	유배우 Married	사별 Widowed	이혼 Divorced	미혼 Single	유배우 Married	사별 Widowed	이혼 Divorced
2000	131,926	17,567	18,285	87,359	8,715	13.3	13.9	66.2	6.6
2001	138,251	19,008	21,504	87,527	10,212	13.7	15.6	63.3	7.4
2002	143,920	20,161	23,242	88,909	11,608	14.0	16.1	61.8	8.1
2003	147,590	20,865	24,192	89,754	12,779	14.1	16.4	60.8	8.7
2004	150,542	21,150	24,779	90,855	13,758	14.0	16.5	60.4	9.1
2005	153,393	21,350	25,109	92,399	14,535	13.9	16.4	60.2	9.5
2006	153,291	21,313	24,919	91,330	15,729	13.9	16.3	59.6	10.3
2007	152,624	21,178	24,677	90,271	16,498	13.9	16.2	59.1	10.8
2008	151,882	21,101	24,473	89,204	17,104	13.9	16.1	58.7	11.3
2009	151,086	21,123	24,281	88,145	17,537	14.0	16.1	58.3	11.6
2010	150,349	21,255	24,088	87,076	17,930	14.1	16.0	57.9	11.9
2011	149,664	21,478	23,885	86,022	18,279	14.4	16.0	57.5	12.2
2012	149,009	21,804	23,656	84,965	18,584	14.6	15.9	57.0	12.5
2013	148,359	22,211	23,428	83,881	18,839	15.0	15.8	56.5	12.7
2014	147,678	22,651	23,202	82,762	19,063	15.3	15.7	56.0	12.9
2015	146,874	23,108	22,966	81,544	19,256	15.7	15.6	55.5	13.1
2016	146,072	23,551	22,727	80,352	19,442	16.1	15.6	55.0	13.3
2017	145,160	23,962	22,462	79,148	19,588	16.5	15.5	54.5	13.5
2018	144,234	24,356	22,196	77,962	19,720	16.9	15.4	54.1	13.7
2019	143,240	24,712	21,923	76,741	19,864	17.3	15.3	53.6	13.9
2020	142,183	25,006	21,664	75,514	19,999	17.6	15.2	53.1	14.1
2021	141,061	25,241	21,402	74,304	20,114	17.9	15.2	52.7	14.3
2022	139,864	25,363	21,157	73,165	20,179	18.1	15.1	52.3	14.4
2023	138,644	25,387	20,924	72,109	20,224	18.3	15.1	52.0	14.6
2024	137,451	25,360	20,693	71,121	20,277	18.5	15.1	51.7	14.8
2025	136,261	25,270	20,493	70,237	20,261	18.5	15.0	51.5	14.9
2026	135,023	25,142	20,299	69,347	20,235	18.6	15.0	51.4	15.0
2027	133,777	24,978	20,124	68,465	20,210	18.7	15.0	51.2	15.1
2028	132,648	24,795	19,975	67,688	20,190	18.7	15.1	51.0	15.2
2029	131,625	24,644	19,852	67,025	20,104	18.7	15.1	50.9	15.3
2030	130,621	24,490	19,746	66,399	19,986	18.7	15.1	50.8	15.3

11. 시도, 가구주의 성 및 혼인상태별 가구 : 여자 (계속)

Households by Household Head's Sex and Marital Status for Provinces : Female (Cont'd)

단위 : 가구, %

Unit : household, %

[전남 Jeonnam]

연도 Year	혼인상태별 가구 By marital status					구성비 Percent distribution			
	계 Total	미혼 Single	유배우 Married	사별 Widowed	이혼 Divorced	미혼 Single	유배우 Married	사별 Widowed	이혼 Divorced
2000	153,098	12,015	15,349	119,204	6,530	7.8	10.0	77.9	4.3
2001	156,666	12,312	16,425	120,616	7,313	7.9	10.5	77.0	4.7
2002	160,231	12,610	17,498	122,027	8,096	7.9	10.9	76.2	5.1
2003	163,832	12,916	18,582	123,445	8,889	7.9	11.3	75.3	5.4
2004	167,397	13,214	19,655	124,856	9,672	7.9	11.7	74.6	5.8
2005	170,965	13,511	20,731	126,268	10,455	7.9	12.1	73.9	6.1
2006	169,748	13,314	20,464	124,732	11,238	7.8	12.1	73.5	6.6
2007	168,414	13,215	20,221	123,196	11,782	7.8	12.0	73.2	7.0
2008	167,033	13,191	20,000	121,661	12,181	7.9	12.0	72.8	7.3
2009	165,668	13,277	19,801	120,125	12,465	8.0	12.0	72.5	7.5
2010	164,338	13,450	19,591	118,589	12,708	8.2	11.9	72.2	7.7
2011	162,979	13,692	19,375	116,997	12,915	8.4	11.9	71.8	7.9
2012	161,617	13,997	19,129	115,399	13,092	8.7	11.8	71.4	8.1
2013	160,188	14,332	18,883	113,739	13,234	8.9	11.8	71.0	8.3
2014	158,637	14,700	18,618	111,982	13,337	9.3	11.7	70.6	8.4
2015	156,944	15,077	18,346	110,111	13,410	9.6	11.7	70.2	8.5
2016	155,180	15,437	18,071	108,189	13,483	9.9	11.6	69.7	8.7
2017	153,359	15,759	17,801	106,256	13,543	10.3	11.6	69.3	8.8
2018	151,436	16,034	17,530	104,288	13,584	10.6	11.6	68.9	9.0
2019	149,456	16,270	17,267	102,296	13,623	10.9	11.6	68.4	9.1
2020	147,433	16,443	17,002	100,316	13,672	11.2	11.5	68.0	9.3
2021	145,292	16,544	16,730	98,303	13,715	11.4	11.5	67.7	9.4
2022	143,063	16,548	16,475	96,318	13,722	11.6	11.5	67.3	9.6
2023	140,922	16,490	16,221	94,457	13,754	11.7	11.5	67.0	9.8
2024	138,788	16,365	15,980	92,665	13,778	11.8	11.5	66.8	9.9
2025	136,603	16,164	15,750	90,911	13,778	11.8	11.5	66.6	10.1
2026	134,466	15,966	15,538	89,172	13,790	11.9	11.6	66.3	10.3
2027	132,374	15,727	15,379	87,477	13,791	11.9	11.6	66.1	10.4
2028	130,390	15,456	15,236	85,902	13,796	11.9	11.7	65.9	10.6
2029	128,492	15,156	15,102	84,467	13,767	11.8	11.8	65.7	10.7
2030	126,686	14,864	14,977	83,095	13,750	11.7	11.8	65.6	10.9

11. 시도, 가구주의 성 및 혼인상태별 가구 : 여자 (계속)

Households by Household Head's Sex and Marital Status for Provinces : Female (Cont'd)

단위 : 가구, %

Unit : household, %

[경북 Gyeongbuk]

연도 Year	혼인상태별 가구 By marital status					구성비 Percent distribution			
	계 Total	미혼 Single	유배우 Married	사별 Widowed	이혼 Divorced	미혼 Single	유배우 Married	사별 Widowed	이혼 Divorced
2000	185,341	26,062	19,609	128,707	10,963	14.1	10.6	69.4	5.9
2001	193,991	28,567	23,693	128,746	12,985	14.7	12.2	66.4	6.7
2002	202,561	31,004	25,955	130,820	14,782	15.3	12.8	64.6	7.3
2003	208,271	32,648	27,233	132,230	16,160	15.7	13.1	63.5	7.8
2004	212,560	33,711	28,031	133,655	17,163	15.9	13.2	62.9	8.1
2005	217,997	35,113	28,683	136,324	17,877	16.1	13.2	62.5	8.2
2006	219,284	35,961	28,738	135,182	19,403	16.4	13.1	61.6	8.8
2007	219,715	36,358	28,755	134,031	20,571	16.5	13.1	61.0	9.4
2008	219,721	36,500	28,799	132,882	21,540	16.6	13.1	60.5	9.8
2009	219,467	36,574	28,850	131,731	22,312	16.7	13.1	60.0	10.2
2010	219,173	36,690	28,885	130,589	23,009	16.7	13.2	59.6	10.5
2011	218,818	36,888	28,908	129,389	23,633	16.9	13.2	59.1	10.8
2012	218,448	37,183	28,904	128,168	24,193	17.0	13.2	58.7	11.1
2013	218,013	37,531	28,861	126,925	24,696	17.2	13.2	58.2	11.3
2014	217,453	37,932	28,789	125,596	25,136	17.4	13.2	57.8	11.6
2015	216,871	38,412	28,685	124,226	25,548	17.7	13.2	57.3	11.8
2016	216,159	38,926	28,544	122,775	25,914	18.0	13.2	56.8	12.0
2017	215,323	39,428	28,370	121,279	26,246	18.3	13.2	56.3	12.2
2018	214,455	39,911	28,175	119,818	26,551	18.6	13.1	55.9	12.4
2019	213,444	40,355	27,951	118,309	26,829	18.9	13.1	55.4	12.6
2020	212,267	40,705	27,711	116,781	27,070	19.2	13.1	55.0	12.8
2021	210,981	40,936	27,456	115,287	27,302	19.4	13.0	54.6	12.9
2022	209,538	40,982	27,204	113,881	27,471	19.6	13.0	54.3	13.1
2023	207,990	40,918	26,966	112,525	27,581	19.7	13.0	54.1	13.3
2024	206,411	40,805	26,732	111,244	27,630	19.8	13.0	53.9	13.4
2025	204,849	40,652	26,497	110,070	27,630	19.8	12.9	53.7	13.5
2026	203,312	40,464	26,269	108,968	27,611	19.9	12.9	53.6	13.6
2027	201,789	40,242	26,064	107,917	27,566	19.9	12.9	53.5	13.7
2028	200,360	39,993	25,873	107,023	27,471	20.0	12.9	53.4	13.7
2029	199,151	39,768	25,713	106,315	27,355	20.0	12.9	53.4	13.7
2030	198,082	39,548	25,588	105,729	27,217	20.0	12.9	53.4	13.7

11. 시도, 가구주의 성 및 혼인상태별 가구 : 여자 (계속)

Households by Household Head's Sex and Marital Status for Provinces : Female (Cont'd)

단위 : 가구, %

Unit : household, %

[경남 Gyeongnam]

연도 Year	혼인상태별 가구 By marital status					구성비 Percent distribution			
	계 Total	미혼 Single	유배우 Married	사별 Widowed	이혼 Divorced	미혼 Single	유배우 Married	사별 Widowed	이혼 Divorced
2000	191,130	26,823	22,220	126,445	15,642	14.0	11.6	66.2	8.2
2001	203,056	29,794	26,403	128,803	18,056	14.7	13.0	63.4	8.9
2002	213,332	32,188	28,966	131,729	20,449	15.1	13.6	61.7	9.6
2003	222,057	34,118	30,907	134,181	22,851	15.4	13.9	60.4	10.3
2004	228,438	35,035	32,332	135,970	25,101	15.3	14.2	59.5	11.0
2005	234,305	35,481	33,553	137,914	27,357	15.1	14.3	58.9	11.7
2006	237,829	36,195	33,922	137,677	30,035	15.2	14.3	57.9	12.6
2007	240,878	36,978	34,287	137,439	32,174	15.4	14.2	57.1	13.4
2008	243,568	37,657	34,678	137,202	34,031	15.5	14.2	56.3	14.0
2009	246,002	38,389	35,033	136,964	35,616	15.6	14.2	55.7	14.5
2010	248,420	39,247	35,357	136,727	37,089	15.8	14.2	55.0	14.9
2011	250,761	40,274	35,648	136,364	38,475	16.1	14.2	54.4	15.3
2012	253,128	41,472	35,885	136,005	39,766	16.4	14.2	53.7	15.7
2013	255,399	42,769	36,090	135,590	40,950	16.7	14.1	53.1	16.0
2014	257,582	44,138	36,251	135,149	42,044	17.1	14.1	52.5	16.3
2015	259,640	45,557	36,372	134,661	43,050	17.5	14.0	51.9	16.6
2016	261,590	46,981	36,460	134,157	43,992	18.0	13.9	51.3	16.8
2017	263,429	48,379	36,493	133,686	44,871	18.4	13.9	50.7	17.0
2018	265,200	49,752	36,487	133,277	45,684	18.8	13.8	50.3	17.2
2019	266,846	51,070	36,432	132,893	46,451	19.1	13.7	49.8	17.4
2020	268,423	52,305	36,366	132,576	47,176	19.5	13.5	49.4	17.6
2021	269,888	53,422	36,280	132,310	47,876	19.8	13.4	49.0	17.7
2022	271,206	54,340	36,182	132,197	48,487	20.0	13.3	48.7	17.9
2023	272,372	55,090	36,081	132,188	49,013	20.2	13.2	48.5	18.0
2024	273,376	55,696	35,974	132,248	49,458	20.4	13.2	48.4	18.1
2025	274,266	56,172	35,860	132,387	49,847	20.5	13.1	48.3	18.2
2026	275,046	56,516	35,756	132,612	50,162	20.5	13.0	48.2	18.2
2027	275,761	56,773	35,651	132,895	50,442	20.6	12.9	48.2	18.3
2028	276,507	56,979	35,565	133,313	50,650	20.6	12.9	48.2	18.3
2029	277,228	57,131	35,478	133,840	50,779	20.6	12.8	48.3	18.3
2030	277,940	57,248	35,409	134,435	50,848	20.6	12.7	48.4	18.3

11. 시도, 가구주의 성 및 혼인상태별 가구 : 여자 (계속)

Households by Household Head's Sex and Marital Status for Provinces : Female (Cont'd)

단위 : 가구, %

[제주 Jeju]

Unit : household, %

연도 Year	혼인상태별 가구 By marital status					구성비 Percent distribution			
	계 Total	미혼 Single	유배우 Married	사별 Widowed	이혼 Divorced	미혼 Single	유배우 Married	사별 Widowed	이혼 Divorced
2000	37,765	5,996	5,386	22,435	3,948	15.9	14.3	59.4	10.5
2001	39,338	6,506	6,013	22,451	4,368	16.5	15.3	57.1	11.1
2002	40,964	7,010	6,424	22,728	4,802	17.1	15.7	55.5	11.7
2003	42,336	7,453	6,728	22,916	5,239	17.6	15.9	54.1	12.4
2004	43,641	7,884	6,985	23,084	5,688	18.1	16.0	52.9	13.0
2005	45,401	8,309	7,211	23,290	6,591	18.3	15.9	51.3	14.5
2006	45,670	8,500	7,191	23,224	6,755	18.6	15.7	50.9	14.8
2007	46,390	8,699	7,249	23,165	7,277	18.8	15.6	49.9	15.7
2008	47,037	8,869	7,331	23,102	7,735	18.9	15.6	49.1	16.4
2009	47,631	9,047	7,408	23,043	8,133	19.0	15.6	48.4	17.1
2010	48,240	9,254	7,477	22,977	8,532	19.2	15.5	47.6	17.7
2011	48,859	9,482	7,546	22,924	8,907	19.4	15.4	46.9	18.2
2012	49,496	9,752	7,598	22,875	9,271	19.7	15.4	46.2	18.7
2013	50,137	10,041	7,645	22,830	9,621	20.0	15.2	45.5	19.2
2014	50,739	10,333	7,680	22,769	9,957	20.4	15.1	44.9	19.6
2015	51,326	10,656	7,710	22,679	10,281	20.8	15.0	44.2	20.0
2016	51,911	10,978	7,728	22,600	10,605	21.1	14.9	43.5	20.4
2017	52,498	11,301	7,742	22,531	10,924	21.5	14.7	42.9	20.8
2018	53,051	11,623	7,755	22,442	11,231	21.9	14.6	42.3	21.2
2019	53,585	11,942	7,753	22,360	11,530	22.3	14.5	41.7	21.5
2020	54,126	12,240	7,747	22,296	11,843	22.6	14.3	41.2	21.9
2021	54,578	12,499	7,726	22,223	12,130	22.9	14.2	40.7	22.2
2022	55,006	12,727	7,708	22,171	12,400	23.1	14.0	40.3	22.5
2023	55,381	12,905	7,694	22,139	12,643	23.3	13.9	40.0	22.8
2024	55,716	13,057	7,683	22,113	12,863	23.4	13.8	39.7	23.1
2025	55,986	13,175	7,684	22,071	13,056	23.5	13.7	39.4	23.3
2026	56,240	13,278	7,695	22,036	13,231	23.6	13.7	39.2	23.5
2027	56,454	13,360	7,703	22,006	13,385	23.7	13.6	39.0	23.7
2028	56,673	13,445	7,724	21,977	13,527	23.7	13.6	38.8	23.9
2029	56,872	13,520	7,745	21,957	13,650	23.8	13.6	38.6	24.0
2030	57,076	13,569	7,775	21,992	13,740	23.8	13.6	38.5	24.1

12. 시도, 가구주의 성, 연령 및 혼인상태별 가구

Households by Household Head's Sex, Age and Marital Status for Provinces

단위 : 가구

Unit : Household

[2000년]

합계 Both sexes	혼인상태별 가구 By marital status					
	계 Total	미혼 Single	유배우 Married	사별 Widowed	이혼 Divorced	
전국	14,507,010	1,461,193	10,904,453	1,596,002	545,362	
0~14	5,363,644	1,306,658	3,865,672	48,533	142,781	
15~64	7,409,841	149,359	6,052,632	821,745	386,105	
65+	1,733,525	5,176	986,149	725,724	16,476	
서울	3,120,733	440,155	2,282,013	259,370	139,195	
0~14	1,203,643	394,388	767,485	8,437	33,333	
15~64	1,658,779	44,267	1,357,197	155,926	101,389	
65+	258,311	1,500	157,331	95,007	4,473	
부산	1,134,789	91,475	854,112	132,995	56,207	
0~14	352,236	77,527	258,800	3,975	11,934	
15~64	667,239	13,493	532,106	79,043	42,597	
65+	115,314	455	63,206	49,977	1,676	
대구	771,067	76,669	581,997	80,769	31,632	
0~14	289,158	69,424	208,033	3,299	8,402	
15~64	409,121	6,975	332,574	47,135	22,437	
65+	72,788	270	41,390	30,335	793	
인천	760,610	75,357	588,823	60,288	36,142	
0~14	321,189	66,861	241,032	2,703	10,593	
15~64	378,588	8,300	311,456	34,096	24,736	
65+	60,833	196	36,335	23,489	813	
광주	418,812	51,315	312,188	41,457	13,852	
0~14	175,871	48,623	121,335	1,708	4,205	
15~64	202,836	2,601	168,266	22,643	9,326	
65+	40,105	91	22,587	17,106	321	
대전	418,123	52,868	315,493	33,350	16,412	
0~14	176,159	48,789	121,247	1,531	4,592	
15~64	208,459	3,941	173,762	19,357	11,399	
65+	33,505	138	20,484	12,462	421	
울산	312,972	27,594	248,721	24,570	12,087	
0~14	138,028	25,226	108,317	1,081	3,404	
15~64	154,913	2,317	129,791	14,340	8,465	
65+	20,031	51	10,613	9,149	218	
경기	2,687,564	257,951	2,126,148	202,605	100,860	
0~14	1,167,222	229,402	899,719	8,689	29,412	
15~64	1,290,961	27,742	1,083,211	111,330	68,678	
65+	229,381	807	143,218	82,586	2,770	
강원	497,374	50,802	364,193	65,933	16,446	
0~14	165,138	45,323	113,765	1,807	4,243	
15~64	256,022	5,309	206,224	32,900	11,589	
65+	76,214	170	44,204	31,226	614	
충북	464,187	48,843	345,039	56,708	13,597	
0~14	167,318	44,705	116,780	1,806	4,027	
15~64	227,534	3,988	187,086	27,304	9,156	
65+	69,335	150	41,173	27,598	414	
충남	609,844	49,991	458,014	86,558	15,281	
0~14	189,938	44,791	138,950	1,981	4,216	
15~64	301,404	5,001	247,389	38,492	10,522	
65+	118,502	199	71,675	46,085	543	
전북	614,084	46,899	450,336	99,492	17,357	
0~14	182,711	41,581	134,227	2,222	4,681	
15~64	309,826	5,078	249,311	43,362	12,075	
65+	121,547	240	66,798	53,908	601	
전남	669,724	35,762	483,633	135,021	15,308	
0~14	171,228	31,262	133,578	2,304	4,084	
15~64	337,342	4,283	266,891	55,544	10,624	
65+	161,154	217	83,164	77,173	600	
경북	910,365	69,565	669,623	148,282	22,895	
0~14	280,240	62,391	209,162	2,993	5,694	
15~64	450,552	6,836	363,356	64,016	16,344	
65+	179,573	338	97,105	81,273	857	
경남	956,503	73,120	708,805	143,671	30,907	
0~14	328,970	65,240	252,158	3,479	8,093	
15~64	476,279	7,603	380,600	66,194	21,882	
65+	151,254	277	76,047	73,998	932	
제주	160,259	12,827	115,315	24,933	7,184	
0~14	54,595	11,125	41,084	518	1,868	
15~64	79,986	1,625	63,412	10,063	4,886	
65+	25,678	77	10,819	14,352	430	

12. 시도, 가구주의 성, 연령 및 혼인상태별 가구(계속)

Households by Household Head's Sex, Age and Marital Status for Provinces(Cont'd)

단위 : 가구

[2001년]

Unit : Household

합계 Both sexes	혼인상태별 가구 By marital status				
	계 Total	미혼 Single	유배우 Married	사별 Widowed	이혼 Divorced
전국	14,843,989	1,577,661	11,027,985	1,631,493	606,850
0-14	5,330,309	1,397,567	3,739,757	44,122	148,863
15-64	7,635,084	174,019	6,207,543	815,246	438,276
65+	1,878,596	6,075	1,080,685	772,125	19,711
서울	3,163,253	469,626	2,281,435	263,877	148,315
0-14	1,203,078	418,342	743,707	7,539	33,490
15-64	1,673,267	49,585	1,360,041	153,919	109,722
65+	286,908	1,699	177,687	102,419	5,103
부산	1,151,623	98,924	854,215	137,305	61,179
0-14	344,141	82,961	245,430	3,532	12,218
15-64	679,580	15,422	537,839	79,329	46,990
65+	127,902	541	70,946	54,444	1,971
대구	784,869	80,977	585,880	83,073	34,939
0-14	283,022	72,388	199,063	2,962	8,609
15-64	421,346	8,277	340,390	47,299	25,380
65+	80,501	312	46,427	32,812	950
인천	776,166	80,780	592,725	62,641	40,020
0-14	311,956	70,702	227,787	2,460	11,007
15-64	397,043	9,841	324,612	34,544	28,046
65+	67,167	237	40,326	25,637	967
광주	430,817	54,048	318,342	42,510	15,917
0-14	176,119	50,632	119,379	1,583	4,525
15-64	211,070	3,311	174,009	22,751	10,999
65+	43,628	105	24,954	18,176	393
대전	438,789	58,091	327,249	34,811	18,638
0-14	180,911	53,222	121,393	1,417	4,879
15-64	220,289	4,712	182,630	19,699	13,248
65+	37,589	157	23,226	13,695	511
울산	319,546	30,470	250,021	25,469	13,586
0-14	133,744	27,343	101,840	986	3,575
15-64	163,724	3,066	136,236	14,675	9,747
65+	22,078	61	11,945	9,808	264
경기	2,814,497	286,281	2,199,619	212,491	116,106
0-14	1,171,532	251,669	880,194	8,079	31,590
15-64	1,386,411	33,656	1,157,754	113,861	81,140
65+	256,554	956	161,671	90,551	3,376
강원	506,811	53,622	367,698	67,055	18,436
0-14	163,493	47,314	110,160	1,628	4,391
15-64	260,725	6,098	208,988	32,339	13,300
65+	82,593	210	48,550	33,088	745
충북	479,680	53,276	352,330	58,327	15,747
0-14	168,703	48,388	114,384	1,647	4,284
15-64	235,524	4,712	192,760	27,118	10,934
65+	75,453	176	45,186	29,562	529
충남	617,821	53,360	461,002	85,985	17,474
0-14	188,918	47,465	135,281	1,776	4,396
15-64	305,035	5,641	250,396	36,640	12,358
65+	123,868	254	75,325	47,569	720
전북	620,600	50,932	449,732	100,042	19,894
0-14	180,565	44,855	128,746	2,002	4,962
15-64	312,594	5,794	250,761	41,900	14,139
65+	127,441	283	70,225	56,140	793
전남	670,081	36,796	479,366	136,985	16,934
0-14	164,660	31,712	126,606	2,088	4,254
15-64	335,821	4,841	265,545	53,430	12,005
65+	169,600	243	87,215	81,467	675
경북	921,034	75,863	669,845	148,924	26,402
0-14	276,928	67,469	200,702	2,716	6,041
15-64	455,428	7,996	366,129	62,051	19,252
65+	188,678	398	103,014	84,157	1,109
경남	982,788	80,431	720,227	146,895	35,235
0-14	327,137	70,905	244,443	3,209	8,580
15-64	494,345	9,173	393,940	65,725	25,507
65+	161,306	353	81,844	77,961	1,148
제주	165,614	14,184	118,299	25,103	8,028
0-14	55,402	12,200	40,642	498	2,062
15-64	82,882	1,894	65,513	9,966	5,509
65+	27,330	90	12,144	14,639	457

12. 시도, 가구주의 성, 연령 및 혼인상태별 가구(계속)

Households by Household Head's Sex, Age and Marital Status for Provinces(Cont'd)

단위 : 가구

Unit : Household

[2002년]

합계 Both sexes	혼인상태별 가구 By marital status						
	계 Total	미혼 Single	유배우 Married	사별 Widowed	이혼 Divorced		
전 국	15,170,029	1,691,428	11,127,079	1,677,573	673,949		
0~14	5,276,612	1,484,181	3,596,716	40,069	155,646		
15~64	7,876,570	200,221	6,370,864	810,080	495,405		
65+	2,016,847	7,026	1,159,499	827,424	22,898		
서 울	3,201,849	495,104	2,277,159	269,921	159,665		
0~14	1,185,543	437,430	707,593	6,780	33,740		
15~64	1,705,394	55,770	1,376,770	152,636	120,218		
65+	310,912	1,904	192,796	110,505	5,707		
부 산	1,161,126	104,657	848,347	141,424	66,698		
0~14	330,719	86,565	228,459	3,150	12,545		
15~64	691,258	17,455	542,831	79,097	51,875		
65+	139,149	637	77,057	59,177	2,278		
대 구	793,137	84,261	585,145	85,280	38,451		
0~14	273,485	74,372	187,654	2,650	8,809		
15~64	432,544	9,533	347,282	47,199	28,530		
65+	87,108	356	50,209	35,431	1,112		
인 천	794,337	86,816	597,874	65,263	44,384		
0~14	305,292	75,065	216,478	2,238	11,511		
15~64	415,958	11,475	337,743	35,005	31,735		
65+	73,087	276	43,653	28,020	1,138		
광 주	440,912	57,273	321,916	43,647	18,076		
0~14	175,108	53,170	115,635	1,455	4,848		
15~64	218,822	3,975	179,355	22,736	12,756		
65+	46,982	128	26,926	19,456	472		
대 전	451,255	62,455	331,765	36,163	20,872		
0~14	180,431	56,847	117,180	1,289	5,115		
15~64	229,722	5,432	189,297	19,840	15,153		
65+	41,102	176	25,288	15,034	604		
울 산	326,584	32,758	252,353	26,344	15,129		
0~14	130,084	28,989	96,469	891	3,735		
15~64	172,518	3,695	142,890	14,838	11,095		
65+	23,982	74	12,994	10,615	299		
경 기	2,969,812	321,586	2,289,958	224,564	133,704		
0~14	1,196,368	280,279	874,250	7,554	34,285		
15~64	1,489,190	40,176	1,236,659	117,013	95,342		
65+	284,254	1,131	179,049	99,997	4,077		
강 원	513,492	56,102	368,219	68,709	20,462		
0~14	159,520	48,935	104,573	1,460	4,552		
15~64	265,142	6,909	211,419	31,786	15,028		
65+	88,830	258	52,227	35,463	882		
충 북	487,205	56,754	352,866	59,848	17,737		
0~14	166,094	51,146	108,969	1,473	4,506		
15~64	240,598	5,406	195,822	26,770	12,600		
65+	80,513	202	48,075	31,605	631		
충 남	628,822	58,376	462,757	87,889	19,800		
0~14	188,818	51,650	130,903	1,607	4,658		
15~64	309,462	6,420	252,971	35,796	14,275		
65+	130,542	306	78,883	50,486	867		
전 북	625,012	53,313	447,655	101,784	22,260		
0~14	175,915	46,482	122,434	1,783	5,216		
15~64	314,936	6,514	251,619	40,708	16,095		
65+	134,161	317	73,602	59,293	949		
전 남	670,468	37,843	475,104	138,954	18,567		
0~14	158,092	32,165	119,632	1,873	4,422		
15~64	334,323	5,402	264,204	51,324	13,393		
65+	178,053	276	91,268	85,757	752		
경 북	931,412	81,907	668,175	151,680	29,650		
0~14	271,657	72,268	190,551	2,458	6,380		
15~64	461,525	9,183	369,754	60,621	21,967		
65+	198,230	456	107,870	88,601	1,303		
경 남	1,005,131	86,818	728,113	150,584	39,616		
0~14	324,228	75,688	236,502	2,939	9,099		
15~64	509,948	10,704	405,208	64,861	29,175		
65+	170,955	426	86,403	82,784	1,342		
세 주	169,475	15,405	119,673	25,519	8,878		
0~14	55,258	13,130	39,434	469	2,225		
15~64	85,230	2,172	67,040	9,850	6,168		
65+	28,987	103	13,199	15,200	485		

12. 시도, 가구주의 성, 연령 및 혼인상태별 가구(계속)

Households by Household Head's Sex, Age and Marital Status for Provinces(Cont'd)

단위 : 가구

Unit : Household

[2003년]

합계 Both sexes	혼인상태별 가구 By marital status				
	계 Total	미혼 Single	유배우 Married	사별 Widowed	이혼 Divorced
전국	15,465,163	1,803,780	11,197,494	1,722,046	741,843
0-14	5,211,391	1,569,909	3,443,219	36,095	162,168
15-64	8,098,545	225,874	6,516,569	802,514	553,588
65+	2,155,227	7,997	1,237,706	883,437	26,087
서울	3,245,962	523,875	2,273,437	277,172	171,478
0-14	1,173,817	459,730	674,015	6,065	34,007
15-64	1,736,213	62,021	1,391,261	151,809	131,122
65+	335,932	2,124	208,161	119,298	6,349
부산	1,167,417	110,171	840,172	144,811	72,263
0-14	317,203	89,991	211,640	2,771	12,801
15-64	700,555	19,450	545,740	78,497	56,868
65+	149,659	730	82,792	63,543	2,594
대구	801,847	87,479	584,736	87,525	42,107
0-14	264,525	76,360	176,843	2,337	8,985
15-64	443,275	10,708	353,716	47,016	31,835
65+	94,047	411	54,177	38,172	1,287
인천	806,640	92,002	598,274	67,669	48,695
0-14	296,196	78,699	203,552	2,020	11,925
15-64	431,487	12,980	347,853	35,206	35,448
65+	78,957	323	46,869	30,443	1,322
광주	449,225	60,073	324,118	44,822	20,212
0-14	172,796	55,376	110,963	1,317	5,140
15-64	225,943	4,549	184,190	22,676	14,528
65+	50,486	148	28,965	20,829	544
대전	464,566	67,128	336,434	37,687	23,317
0-14	180,666	60,815	113,280	1,179	5,392
15-64	238,992	6,115	195,661	20,010	17,206
65+	44,908	198	27,493	16,498	719
울산	331,444	34,222	253,375	27,183	16,664
0-14	125,014	29,978	90,380	809	3,847
15-64	180,500	4,158	148,916	14,958	12,468
65+	25,930	86	14,079	11,416	349
경기	3,117,075	356,667	2,370,875	236,983	152,550
0-14	1,213,714	308,482	861,175	7,054	37,003
15-64	1,590,043	46,861	1,312,764	119,749	110,669
65+	313,318	1,324	196,936	110,180	4,878
강원	518,125	58,543	367,172	70,036	22,374
0-14	155,145	50,524	98,641	1,290	4,690
15-64	268,200	7,714	212,826	30,987	16,673
65+	94,780	305	55,705	37,759	1,011
충북	493,165	60,022	352,212	61,261	19,670
0-14	162,851	53,690	103,122	1,304	4,735
15-64	244,977	6,108	198,396	26,258	14,215
65+	85,337	224	50,694	33,699	720
충남	638,760	63,428	463,858	89,597	21,877
0-14	188,476	55,903	126,215	1,440	4,918
15-64	313,219	7,177	255,263	34,790	15,989
65+	137,065	348	82,380	53,367	970
전북	627,071	54,988	444,781	102,989	24,313
0-14	170,217	47,473	115,737	1,557	5,450
15-64	316,293	7,166	252,103	39,230	17,794
65+	140,561	349	76,941	62,202	1,069
전남	670,874	38,901	470,852	140,918	20,203
0-14	151,539	32,621	112,662	1,658	4,598
15-64	332,822	5,972	262,866	49,211	14,773
65+	186,513	308	95,324	90,049	832
경북	935,288	86,980	662,273	153,714	32,321
0-14	264,334	76,189	179,288	2,188	6,669
15-64	463,878	10,280	370,709	58,665	24,224
65+	207,076	511	112,276	92,861	1,428
경남	1,025,126	92,780	734,438	153,843	44,065
0-14	320,226	80,119	227,805	2,669	9,633
15-64	524,762	12,173	415,888	63,779	32,922
65+	180,138	488	90,745	87,395	1,510
제주	172,578	16,521	120,487	25,836	9,734
0-14	54,672	13,959	37,901	437	2,375
15-64	87,386	2,442	68,417	9,673	6,854
65+	30,520	120	14,169	15,726	505

12. 시도, 가구주의 성, 연령 및 혼인상태별 가구(계속)

Households by Household Head's Sex, Age and Marital Status for Provinces(Cont'd)

단위 : 가구

Unit : Household

[2004년]

합계 Both sexes	혼인상태별 가구 By marital status					
	계 Total	미혼 Single	유배우 Married	사별 Widowed	이혼 Divorced	
전국	15,720,436	1,907,090	11,236,093	1,766,831		810,422
0~14	5,130,314	1,647,789	3,281,057	32,423		169,045
15~64	8,297,381	250,338	6,641,779	793,032		612,232
65+	2,292,741	8,963	1,313,257	941,376		29,145
서울	3,292,730	551,628	2,271,171	285,857		184,074
0~14	1,160,176	480,996	639,278	5,449		34,453
15~64	1,770,160	68,287	1,407,479	151,776		142,618
65+	362,394	2,345	224,414	128,632		7,003
부산	1,174,981	115,715	832,762	148,352		78,152
0~14	306,551	93,526	197,371	2,455		13,199
15~64	707,495	21,360	546,390	77,727		62,018
65+	160,935	829	89,001	68,170		2,935
대구	806,723	90,227	580,984	89,677		45,835
0~14	254,771	78,044	165,489	2,046		9,192
15~64	451,336	11,721	357,758	46,680		35,177
65+	100,616	462	57,737	40,951		1,466
인천	816,759	96,066	597,498	70,013		53,182
0~14	286,507	81,310	190,982	1,828		12,387
15~64	445,547	14,391	356,602	35,279		39,275
65+	84,705	365	49,914	32,906		1,520
광주	455,671	62,625	324,712	45,957		22,377
0~14	169,720	57,456	105,609	1,192		5,463
15~64	232,194	4,994	188,314	22,587		16,299
65+	53,757	175	30,789	22,178		615
대전	473,374	70,847	337,761	39,074		25,692
0~14	178,528	63,939	107,890	1,070		5,629
15~64	246,386	6,689	200,426	20,040		19,231
65+	48,460	219	29,445	17,964		832
울산	337,083	34,971	255,968	27,954		18,190
0~14	120,816	30,462	85,690	730		3,934
15~64	188,269	4,408	154,981	15,020		13,860
65+	27,998	101	15,297	12,204		396
경기	3,233,145	388,220	2,425,176	248,071		171,678
0~14	1,216,099	333,376	836,595	6,558		39,570
15~64	1,676,662	53,322	1,375,627	121,326		126,387
65+	340,384	1,522	212,954	120,187		5,721
강원	523,655	61,352	366,611	71,433		24,259
0~14	152,150	52,487	93,677	1,128		4,858
15~64	271,140	8,521	214,218	30,140		18,261
65+	100,365	344	58,716	40,165		1,140
충북	500,384	63,297	352,609	62,903		21,575
0~14	160,529	56,220	98,169	1,146		4,994
15~64	249,578	6,826	201,281	25,686		15,785
65+	90,277	251	53,159	36,071		796
충남	651,051	70,339	464,886	91,886		23,940
0~14	190,038	61,938	121,529	1,295		5,276
15~64	317,059	8,019	257,490	33,907		17,643
65+	143,954	382	85,867	56,684		1,021
전북	628,189	56,056	441,566	104,441		26,126
0~14	163,779	47,880	108,869	1,342		5,688
15~64	317,239	7,789	252,417	37,738		19,295
65+	147,171	387	80,280	65,361		1,143
전남	671,275	39,948	466,604	142,887		21,836
0~14	144,979	33,074	105,696	1,443		4,766
15~64	331,327	6,533	261,528	47,105		16,161
65+	194,969	341	99,380	94,339		909
경북	940,063	91,192	658,584	155,789		34,498
0~14	257,454	79,355	169,220	1,931		6,948
15~64	466,854	11,283	373,050	56,446		26,075
65+	215,755	554	116,314	97,412		1,475
경남	1,039,903	96,992	738,116	156,404		48,391
0~14	314,292	82,973	218,739	2,409		10,171
15~64	536,708	13,473	424,572	62,090		36,573
65+	188,903	546	94,805	91,905		1,647
제주	175,450	17,615	121,085	26,133		10,617
0~14	53,925	14,753	36,254	401		2,517
15~64	89,427	2,722	69,646	9,485		7,574
65+	32,098	140	15,185	16,247		526

12. 시도, 가구주의 성, 연령 및 혼인상태별 가구(계속)

Households by Household Head's Sex, Age and Marital Status for Provinces(Cont'd)

단위 : 가구

Unit : Household

[2005년]

합계 Both sexes	혼인상태별 가구 By marital status					
	계 Total	미혼 Single	유배우 Married	사별 Widowed	이혼 Divorced	
전국	15,971,010	1,995,428	11,268,451	1,817,136	889,995	
0~14	5,033,515	1,712,759	3,115,361	29,434	175,961	
15~64	8,505,248	272,665	6,764,745	788,137	679,701	
65+	2,432,247	10,004	1,388,345	999,565	34,333	
서울	3,338,744	574,500	2,267,775	295,515	200,954	
0~14	1,141,195	497,560	604,024	4,891	34,720	
15~64	1,806,263	74,258	1,423,063	151,653	157,289	
65+	391,286	2,682	240,688	138,971	8,945	
부산	1,184,449	120,115	825,004	152,007	87,323	
0~14	294,937	96,092	182,976	2,162	13,707	
15~64	716,427	23,078	546,808	76,813	69,728	
65+	173,085	945	95,220	73,032	3,888	
대구	809,612	90,837	576,766	92,725	49,284	
0~14	242,928	77,870	153,895	1,841	9,322	
15~64	459,614	12,442	361,593	47,274	38,305	
65+	107,070	525	61,278	43,610	1,657	
인천	830,613	99,855	596,592	72,630	61,536	
0~14	276,891	83,738	178,313	1,660	13,180	
15~64	462,975	15,716	365,323	35,468	46,468	
65+	90,747	401	52,956	35,502	1,888	
광주	460,570	63,787	324,957	47,372	24,454	
0~14	165,113	58,288	99,986	1,121	5,718	
15~64	238,334	5,300	192,371	22,623	18,040	
65+	57,123	199	32,600	23,628	696	
대전	482,440	74,786	338,852	40,576	28,226	
0~14	176,646	67,376	102,386	979	5,905	
15~64	253,732	7,159	205,094	20,138	21,341	
65+	52,062	251	31,372	19,459	980	
울산	341,790	34,745	258,447	28,856	19,742	
0~14	115,738	30,207	80,913	656	3,962	
15~64	195,828	4,428	161,029	15,072	15,299	
65+	30,224	110	16,505	13,128	481	
경기	3,342,398	415,430	2,477,645	258,473	190,850	
0~14	1,213,188	354,417	810,734	6,076	41,961	
15~64	1,762,109	59,286	1,438,061	122,472	142,290	
65+	367,101	1,727	228,850	129,925	6,599	
강원	528,482	63,633	365,766	73,082	26,001	
0~14	148,678	54,018	88,588	1,020	5,052	
15~64	273,824	9,239	215,476	29,425	19,684	
65+	105,980	376	61,702	42,637	1,265	
충북	506,992	66,119	352,728	64,818	23,327	
0~14	157,667	58,330	93,066	1,033	5,238	
15~64	254,382	7,519	204,078	25,543	17,242	
65+	94,943	270	55,584	38,242	847	
충남	664,429	78,529	465,649	94,440	25,811	
0~14	192,813	69,240	116,717	1,193	5,663	
15~64	321,244	8,893	259,646	33,568	19,137	
65+	150,372	396	89,286	59,679	1,011	
전북	629,032	56,925	438,060	106,386	27,661	
0~14	157,172	48,166	101,865	1,210	5,931	
15~64	318,457	8,350	252,630	36,905	20,572	
65+	153,403	409	83,565	68,271	1,158	
전남	671,618	40,982	462,323	144,851	23,462	
0~14	138,403	33,524	98,716	1,227	4,936	
15~64	329,803	7,091	260,179	44,991	17,542	
65+	203,412	367	103,428	98,633	984	
경북	946,773	96,205	654,711	159,547	36,310	
0~14	251,516	83,346	159,094	1,807	7,269	
15~64	471,124	12,268	375,336	55,890	27,630	
65+	224,133	591	120,281	101,850	1,411	
경남	1,053,963	100,302	741,552	159,358	52,751	
0~14	307,499	85,082	209,514	2,167	10,736	
15~64	549,055	14,627	433,192	60,997	40,239	
65+	197,409	593	98,846	96,194	1,776	
제주	179,105	18,678	121,624	26,500	12,303	
0~14	53,131	15,505	34,574	391	2,661	
15~64	92,077	3,011	70,866	9,305	8,895	
65+	33,897	162	16,184	16,804	747	

12. 시도, 가구주의 성, 연령 및 혼인상태별 가구(계속)

Households by Household Head's Sex, Age and Marital Status for Provinces(Cont'd)

단위 : 가구

[2006년]

Unit : Household

합계 Both sexes	혼인상태별 가구 By marital status					
	계 Total	미혼 Single	유배우 Married	사별 Widowed	이혼 Divorced	
전국	16,158,334	2,063,548	11,302,122	1,817,358		975,306
0-14	4,953,219	1,750,710	2,980,175	26,239		196,095
15-64	8,654,147	302,137	6,851,356	760,553		740,101
65+	2,550,968	10,701	1,470,591	1,030,566		39,110
서울	3,373,109	593,573	2,267,269	296,204		216,063
0-14	1,140,954	510,806	586,689	4,368		39,091
15-64	1,813,540	80,026	1,420,200	145,788		167,526
65+	418,615	2,741	260,380	146,048		9,446
부산	1,187,365	121,478	821,954	152,499		91,434
0-14	286,326	95,686	173,808	1,929		14,903
15-64	717,142	24,808	545,586	74,227		72,521
65+	183,897	984	102,560	76,343		4,010
대구	811,981	92,115	573,084	92,436		54,346
0-14	234,413	77,553	145,086	1,631		10,143
15-64	464,629	14,008	362,893	45,520		42,208
65+	112,939	554	65,105	45,285		1,995
인천	844,822	104,801	601,895	73,554		64,572
0-14	273,299	86,569	170,933	1,482		14,315
15-64	475,326	17,781	374,460	34,900		48,185
65+	96,197	451	56,502	37,172		2,072
광주	466,890	65,512	326,504	47,383		27,491
0-14	163,416	59,353	96,570	996		6,497
15-64	242,905	5,943	194,919	21,913		20,130
65+	60,569	216	35,015	24,474		864
대전	490,799	77,656	340,998	40,804		31,341
0-14	175,603	69,348	98,791	874		6,590
15-64	259,840	8,033	208,580	19,620		23,607
65+	55,356	275	33,627	20,310		1,144
울산	343,105	35,879	255,763	29,368		22,095
0-14	109,473	30,792	73,769	575		4,337
15-64	201,152	4,952	164,045	14,959		17,196
65+	32,480	135	17,949	13,834		562
경기	3,436,678	438,558	2,519,288	262,499		216,333
0-14	1,205,766	369,271	783,392	5,443		47,660
15-64	1,838,078	67,421	1,489,528	120,449		160,680
65+	392,834	1,866	246,368	136,607		7,993
강원	529,822	64,648	363,815	72,693		28,666
0-14	142,956	54,074	82,463	901		5,518
15-64	276,500	10,168	216,583	28,119		21,630
65+	110,366	406	64,769	43,673		1,518
충북	510,664	67,938	352,165	64,496		26,065
0-14	152,923	59,267	86,971	919		5,766
15-64	259,151	8,367	206,989	24,560		19,235
65+	98,590	304	58,205	39,017		1,064
충남	671,853	81,193	467,888	93,772		29,000
0-14	189,943	70,755	111,592	1,077		6,519
15-64	327,390	9,981	263,915	32,261		21,233
65+	154,520	457	92,381	60,434		1,248
전북	626,888	57,835	433,568	105,118		30,367
0-14	151,877	48,152	96,142	1,070		6,513
15-64	318,372	9,218	251,672	35,039		22,443
65+	156,639	465	85,754	69,009		1,411
전남	666,674	40,980	456,847	142,883		25,964
0-14	130,829	32,772	91,634	1,081		5,342
15-64	328,807	7,828	259,436	42,193		19,350
65+	207,038	380	105,777	99,609		1,272
경북	951,323	99,059	654,188	158,096		39,980
0-14	245,312	84,801	150,894	1,602		8,015
15-64	475,287	13,618	378,204	53,237		30,228
65+	230,724	640	125,090	103,257		1,737
경남	1,065,553	103,371	744,276	159,119		58,787
0-14	298,321	86,033	198,415	1,944		11,929
15-64	562,324	16,672	442,103	58,826		44,723
65+	204,908	666	103,758	98,349		2,135
제주	180,808	18,952	122,620	26,434		12,802
0-14	51,808	15,478	33,026	347		2,957
15-64	93,704	3,313	72,243	8,942		9,206
65+	35,296	161	17,351	17,145		639

12. 시도, 가구주의 성, 연령 및 혼인상태별 가구(계속)

Households by Household Head's Sex, Age and Marital Status for Provinces(Cont'd)

단위 : 가구

Unit : Household

[2007년]

합계 Both sexes	혼인상태별 가구 By marital status					
	계 Total	미혼 Single	유배우 Married	사별 Widowed	이혼 Divorced	
전국	16,417,423	2,123,367	11,413,559	1,818,071	1,062,426	
0-14	4,900,683	1,780,914	2,889,285	23,178	207,306	
15-64	8,843,814	331,223	6,970,836	733,156	808,599	
65+	2,672,926	11,230	1,553,438	1,061,737	46,521	
서울	3,426,965	611,945	2,283,767	296,920	234,333	
0-14	1,142,144	522,280	574,199	3,854	41,811	
15-64	1,836,630	86,739	1,428,858	139,933	181,100	
65+	448,191	2,926	280,710	153,133	11,422	
부산	1,197,393	123,892	822,295	153,022	98,184	
0-14	279,853	96,175	166,481	1,704	15,493	
15-64	722,288	26,673	546,062	71,651	77,902	
65+	195,252	1,044	109,752	79,667	4,789	
대구	818,012	93,313	573,845	92,175	58,679	
0-14	227,249	77,443	137,877	1,426	10,503	
15-64	471,794	15,291	366,920	43,777	45,806	
65+	118,969	579	69,048	46,972	2,370	
인천	862,816	108,719	609,079	74,510	70,508	
0-14	270,571	88,738	165,456	1,309	15,068	
15-64	490,059	19,512	383,246	34,344	52,957	
65+	102,186	469	60,377	38,857	2,483	
광주	473,034	66,467	329,281	47,433	29,853	
0-14	160,977	59,692	93,518	884	6,883	
15-64	248,139	6,547	198,422	21,216	21,954	
65+	63,918	228	37,341	25,333	1,016	
대전	500,170	79,882	344,985	41,071	34,232	
0-14	175,171	70,776	96,595	781	7,019	
15-64	266,134	8,816	212,353	19,118	25,847	
65+	58,865	290	36,037	21,172	1,366	
울산	349,482	36,735	258,647	29,906	24,194	
0-14	106,785	31,123	70,664	500	4,498	
15-64	207,806	5,466	168,476	14,853	19,011	
65+	34,891	146	19,507	14,553	685	
경기	3,550,049	461,426	2,581,598	266,546	240,479	
0-14	1,209,832	383,952	769,991	4,820	51,069	
15-64	1,921,396	75,481	1,547,696	118,432	179,787	
65+	418,821	1,993	263,911	143,294	9,623	
강원	532,485	65,067	364,185	72,342	30,891	
0-14	138,434	53,616	78,279	793	5,746	
15-64	279,748	11,031	218,508	26,826	23,383	
65+	114,303	420	67,398	44,723	1,762	
충북	515,762	68,718	354,598	64,209	28,237	
0-14	149,709	59,234	83,599	816	6,060	
15-64	264,239	9,172	210,523	23,592	20,952	
65+	101,814	312	60,476	39,801	1,225	
충남	681,897	82,704	474,423	93,138	31,632	
0-14	188,617	71,207	109,452	971	6,987	
15-64	334,454	11,027	269,261	30,964	23,202	
65+	158,826	470	95,710	61,203	1,443	
전북	626,113	57,898	431,900	103,883	32,432	
0-14	145,996	47,421	90,919	935	6,721	
15-64	319,350	10,000	252,086	33,194	24,070	
65+	160,767	477	88,895	69,754	1,641	
전남	664,152	41,038	454,356	140,947	27,811	
0-14	124,266	32,115	85,725	940	5,486	
15-64	328,750	8,542	259,951	39,407	20,850	
65+	211,136	381	108,680	100,600	1,475	
경북	956,021	100,494	655,803	156,669	43,055	
0-14	239,135	85,005	144,365	1,406	8,359	
15-64	480,336	14,839	382,212	50,592	32,693	
65+	236,550	650	129,226	104,671	2,003	
경남	1,079,416	105,683	750,886	158,902	63,945	
0-14	291,447	86,589	190,624	1,728	12,506	
15-64	576,345	18,412	452,300	56,665	48,968	
65+	211,624	682	107,962	100,509	2,471	
제주	183,656	19,386	123,911	26,398	13,961	
0-14	50,497	15,548	31,541	311	3,097	
15-64	96,346	3,675	73,962	8,592	10,117	
65+	36,813	163	18,408	17,495	747	

12. 시도, 가구주의 성, 연령 및 혼인상태별 가구(계속)

Households by Household Head's Sex, Age and Marital Status for Provinces(Cont'd)

단위 : 가구

Unit : Household

[2008년]

합계 Both sexes	혼인상태별 가구 By marital status						
	계 Total	미혼 Single	유배우 Married	사별 Widowed	이혼 Divorced		
전 국	16,673,162	2,168,438	11,541,544	1,819,062	1,144,118		
0~14	4,844,584	1,792,444	2,819,767	20,222	212,151		
15~64	9,043,266	364,205	7,094,643	707,062	877,356		
65+	2,785,312	11,789	1,627,134	1,091,778	54,611		
서 울	3,477,815	624,736	2,303,829	297,716	251,534		
0~14	1,139,371	527,014	565,625	3,390	43,342		
15~64	1,861,858	94,594	1,438,491	134,214	194,559		
65+	476,586	3,128	299,713	160,112	13,633		
부 산	1,207,046	125,591	823,526	153,544	104,385		
0~14	274,070	95,793	161,104	1,485	15,688		
15~64	726,779	28,694	545,896	69,150	83,039		
65+	206,197	1,104	116,526	82,909	5,658		
대 구	823,882	93,968	575,309	91,929	62,676		
0~14	220,649	76,682	132,182	1,229	10,556		
15~64	478,395	16,677	370,321	42,081	49,316		
65+	124,838	609	72,806	48,619	2,804		
인 천	880,767	111,937	617,356	75,448	76,026		
0~14	268,017	90,002	161,504	1,141	15,370		
15~64	504,658	21,438	391,710	33,793	57,717		
65+	108,092	497	64,142	40,514	2,939		
광 주	478,976	66,910	332,584	47,477	32,005		
0~14	158,328	59,430	91,093	770	7,035		
15~64	253,649	7,236	202,097	20,538	23,778		
65+	66,999	244	39,394	26,169	1,192		
대 전	509,433	81,532	349,602	41,328	36,971		
0~14	174,349	71,491	94,957	690	7,211		
15~64	273,023	9,732	216,509	18,640	28,142		
65+	62,061	309	38,136	21,998	1,618		
울 산	355,892	37,348	261,932	30,433	26,179		
0~14	104,466	31,159	68,360	423	4,524		
15~64	214,131	6,033	172,524	14,747	20,827		
65+	37,295	156	21,048	15,263	828		
경 기	3,663,101	480,785	2,647,855	270,609	263,852		
0~14	1,211,174	393,976	760,156	4,229	52,813		
15~64	2,008,174	84,689	1,607,325	116,540	199,620		
65+	443,753	2,120	280,374	149,840	11,419		
강 원	535,213	65,272	365,044	71,974	32,923		
0~14	133,922	52,821	74,639	685	5,777		
15~64	283,612	12,023	220,865	25,600	25,124		
65+	117,679	428	69,540	45,689	2,022		
충 북	520,898	69,118	357,657	63,902	30,221		
0~14	146,266	58,709	80,720	703	6,134		
15~64	270,025	10,087	214,577	22,668	22,693		
65+	104,607	322	62,360	40,531	1,394		
충 남	692,015	83,678	481,789	92,456	34,092		
0~14	186,971	70,951	107,925	869	7,226		
15~64	342,706	12,245	275,530	29,697	25,234		
65+	162,338	482	98,334	61,890	1,632		
전 북	625,590	57,929	430,754	102,641	34,266		
0~14	140,890	46,590	86,755	803	6,742		
15~64	321,281	10,854	253,334	31,420	25,673		
65+	163,419	485	90,665	70,418	1,851		
전 남	661,821	41,110	452,150	139,136	29,425		
0~14	118,460	31,435	80,765	801	5,459		
15~64	329,560	9,294	261,081	36,871	22,314		
65+	213,801	381	110,304	101,464	1,652		
경 북	960,785	101,305	658,273	155,371	45,836		
0~14	233,209	84,439	139,123	1,217	8,430		
15~64	486,233	16,207	386,687	48,208	35,131		
65+	241,343	659	132,463	105,946	2,275		
경 남	1,093,479	107,489	758,525	158,748	68,717		
0~14	285,171	86,466	184,475	1,519	12,711		
15~64	590,352	20,325	462,204	54,644	53,179		
65+	217,956	698	111,846	102,585	2,827		
제 주	186,449	19,730	125,359	26,350	15,010		
0~14	49,271	15,486	30,384	268	3,133		
15~64	98,830	4,077	75,492	8,251	11,010		
65+	38,348	167	19,483	17,831	867		

12. 시도, 가구주의 성, 연령 및 혼인상태별 가구(계속)

Households by Household Head's Sex, Age and Marital Status for Provinces(Cont'd)

단위 : 가구

Unit : Household

[2009년]

합계 Both sexes	혼인상태별 가구 By marital status					
	계 Total	미혼 Single	유배우 Married	사별 Widowed	이혼 Divorced	
전국	16,916,966	2,213,377	11,673,705	1,820,326	1,209,558	
0~14	4,769,893	1,799,240	2,743,250	17,350	210,053	
15~64	9,261,719	401,958	7,240,906	682,109	936,746	
65+	2,885,354	12,179	1,689,549	1,120,867	62,759	
서울	3,525,393	636,289	2,325,025	298,567	265,512	
0~14	1,129,699	529,013	554,295	2,924	43,467	
15~64	1,893,801	104,004	1,454,873	128,755	206,169	
65+	501,893	3,272	315,857	166,888	15,876	
부산	1,215,702	127,355	825,184	154,071	109,092	
0~14	267,694	95,229	155,768	1,271	15,426	
15~64	731,497	30,981	546,695	66,714	87,107	
65+	216,511	1,145	122,721	86,086	6,559	
대구	829,104	94,740	576,925	91,703	65,736	
0~14	214,021	75,917	126,754	1,036	10,314	
15~64	485,191	18,187	374,345	40,460	52,199	
65+	129,892	636	75,826	50,207	3,223	
인천	898,054	115,229	626,018	76,391	80,416	
0~14	264,623	91,100	157,355	982	15,186	
15~64	520,023	23,615	401,286	33,287	61,835	
65+	113,408	514	67,377	42,122	3,395	
광주	484,516	67,300	335,993	47,540	33,683	
0~14	155,279	59,048	88,582	666	6,983	
15~64	259,163	8,001	205,972	19,874	25,316	
65+	70,074	251	41,439	27,000	1,384	
대전	518,398	83,159	354,442	41,600	39,197	
0~14	172,921	72,054	93,086	600	7,181	
15~64	280,380	10,780	221,266	18,184	30,150	
65+	65,097	325	40,090	22,816	1,866	
울산	362,122	38,005	265,349	30,983	27,785	
0~14	102,151	31,193	66,188	355	4,415	
15~64	220,427	6,647	176,717	14,667	22,396	
65+	39,544	165	22,444	15,961	974	
경기	3,773,106	500,024	2,714,519	274,703	283,860	
0~14	1,206,500	402,623	747,481	3,654	52,742	
15~64	2,100,208	95,179	1,672,309	114,851	217,869	
65+	466,398	2,222	294,729	156,198	13,249	
강원	537,724	65,619	366,046	71,622	34,437	
0~14	129,451	52,078	71,172	582	5,619	
15~64	287,604	13,106	223,538	24,421	26,539	
65+	120,669	435	71,336	46,619	2,279	
충북	525,858	69,678	360,838	63,615	31,727	
0~14	142,652	58,237	77,803	605	6,007	
15~64	276,188	11,113	219,136	21,780	24,159	
65+	107,018	328	63,899	41,230	1,561	
충남	701,933	84,694	489,434	91,789	36,016	
0~14	184,868	70,609	106,263	765	7,231	
15~64	351,935	13,598	282,861	28,500	26,976	
65+	165,130	487	100,310	62,524	1,809	
전북	624,921	58,195	429,801	101,412	35,513	
0~14	135,431	45,889	82,349	669	6,524	
15~64	324,194	11,823	255,710	29,709	26,952	
65+	165,296	483	91,742	71,034	2,037	
전남	659,294	41,414	450,036	137,338	30,506	
0~14	112,427	30,895	75,643	664	5,225	
15~64	331,118	10,144	263,118	34,405	23,451	
65+	215,749	375	111,275	102,269	1,830	
경북	965,017	102,073	661,047	154,076	47,821	
0~14	226,693	83,666	133,789	1,028	8,210	
15~64	493,183	17,746	392,456	45,898	37,083	
65+	245,141	661	134,802	107,150	2,528	
경남	1,106,750	109,490	766,235	158,600	72,425	
0~14	277,729	86,284	177,658	1,317	12,470	
15~64	605,262	22,498	473,332	52,677	56,755	
65+	223,759	708	115,245	104,606	3,200	
제주	189,074	20,113	126,813	26,316	15,832	
0~14	47,754	15,405	29,064	232	3,053	
15~64	101,545	4,536	77,292	7,927	11,790	
65+	39,775	172	20,457	18,157	989	

12. 시도, 가구주의 성, 연령 및 혼인상태별 가구(계속)

Households by Household Head's Sex, Age and Marital Status for Provinces(Cont'd)

단위 : 가구

Unit : Household

[2010년]

합계 Both sexes	혼인상태별 가구 By marital status						
	계 Total	미혼 Single	유배우 Married	사별 Widowed	이혼 Divorced		
전국	17,152,277	2,258,377	11,798,785	1,821,829	1,273,286		
0~14	4,678,877	1,800,944	2,656,386	14,559	206,988		
15~64	9,491,160	444,771	7,394,202	657,393	994,794		
65+	2,982,240	12,662	1,748,197	1,149,877	71,504		
서울	3,570,190	646,671	2,344,848	299,497	279,174		
0~14	1,113,404	528,080	539,570	2,475	43,279		
15~64	1,929,679	115,120	1,473,649	123,348	217,562		
65+	527,107	3,471	331,629	173,674	18,333		
부산	1,223,884	129,227	826,515	154,609	113,533		
0~14	260,841	94,478	150,200	1,068	15,095		
15~64	737,192	33,556	548,347	64,330	90,959		
65+	225,851	1,193	127,968	89,211	7,479		
대구	833,947	95,600	578,202	91,481	68,664		
0~14	207,220	75,103	121,214	851	10,052		
15~64	492,647	19,843	378,957	38,871	54,976		
65+	134,080	654	78,031	51,759	3,636		
인천	915,045	118,572	634,428	77,351	84,694		
0~14	260,533	91,979	152,765	830	14,959		
15~64	535,706	26,058	411,022	32,796	65,830		
65+	118,806	535	70,641	43,725	3,905		
광주	489,770	67,725	339,155	47,593	35,297		
0~14	151,993	58,602	85,937	555	6,899		
15~64	264,720	8,859	209,829	19,214	26,818		
65+	73,057	264	43,389	27,824	1,580		
대전	527,151	84,761	359,133	41,871	41,386		
0~14	171,321	72,474	91,195	511	7,141		
15~64	287,699	11,944	225,920	17,732	32,103		
65+	68,131	343	42,018	23,628	2,142		
울산	368,147	38,718	268,552	31,538	29,339		
0~14	99,772	31,219	63,971	287	4,295		
15~64	226,581	7,323	180,749	14,591	23,918		
65+	41,794	176	23,832	16,660	1,126		
경기	3,880,724	519,082	2,778,885	278,853	303,904		
0~14	1,195,763	409,685	730,590	3,092	52,396		
15~64	2,195,007	107,048	1,738,608	113,155	236,196		
65+	489,954	2,349	309,687	162,606	15,312		
강원	540,072	66,072	366,859	71,269	35,872		
0~14	124,699	51,323	67,458	483	5,435		
15~64	291,772	14,307	226,350	23,233	27,882		
65+	123,601	442	73,051	47,553	2,555		
충북	530,771	70,370	363,914	63,330	33,157		
0~14	139,188	57,833	74,959	508	5,888		
15~64	282,286	12,206	223,639	20,899	25,542		
65+	109,297	331	65,316	41,923	1,727		
충남	711,711	85,847	496,843	91,125	37,896		
0~14	182,064	70,197	103,997	665	7,205		
15~64	362,131	15,160	290,950	27,317	28,704		
65+	167,516	490	101,896	63,143	1,987		
전북	624,311	58,675	428,778	100,186	36,672		
0~14	129,801	45,276	77,708	541	6,276		
15~64	327,383	12,918	258,313	27,992	28,160		
65+	167,127	481	92,757	71,653	2,236		
전남	656,511	41,905	447,582	135,557	31,467		
0~14	106,469	30,486	70,476	531	4,976		
15~64	332,200	11,047	264,767	31,928	24,458		
65+	217,842	372	112,339	103,098	2,033		
경북	968,878	102,864	663,542	152,811	49,661		
0~14	220,259	82,804	128,623	848	7,984		
15~64	500,950	19,400	398,974	43,658	38,918		
65+	247,669	660	135,945	108,305	2,759		
경남	1,119,519	111,732	773,382	158,479	75,926		
0~14	269,484	86,090	170,120	1,121	12,153		
15~64	620,803	24,919	484,953	50,730	60,201		
65+	229,232	723	118,309	106,628	3,572		
제주	191,646	20,556	128,167	26,279	16,644		
0~14	46,066	15,315	27,603	193	2,955		
15~64	104,404	5,063	79,175	7,599	12,567		
65+	41,176	178	21,389	18,487	1,122		

12. 시도, 가구주의 성, 연령 및 혼인상태별 가구(계속)

Households by Household Head's Sex, Age and Marital Status for Provinces(Cont'd)

단위 : 가구

[2011년]

Unit : Household

합계 Both sexes	혼인상태별 가구 By marital status					
	계 Total	미혼 Single	유배우 Married	사별 Widowed	이혼 Divorced	
전 국	17,379,667	2,304,733	11,915,451	1,824,322	1,335,161	
0~14	4,577,683	1,799,515	2,562,157	12,882	203,129	
15~64	9,722,160	491,940	7,539,103	640,762	1,050,355	
65+	3,079,824	13,278	1,814,191	1,170,678	81,677	
서 울	3,612,668	656,231	2,362,950	301,015	292,472	
0~14	1,092,284	524,894	522,321	2,192	42,877	
15~64	1,967,759	127,639	1,492,761	118,917	228,442	
65+	552,625	3,698	347,868	179,906	21,153	
부 산	1,231,611	131,267	827,459	155,157	117,728	
0~14	254,003	93,683	144,610	945	14,765	
15~64	742,179	36,326	549,021	62,433	94,399	
65+	235,429	1,258	133,828	91,779	8,564	
대 구	838,796	96,628	579,139	91,593	71,436	
0~14	200,147	74,268	115,406	745	9,728	
15~64	499,715	21,675	382,624	37,868	57,548	
65+	138,934	685	81,109	52,980	4,160	
인 천	931,645	122,018	642,475	78,307	88,845	
0~14	256,130	92,744	147,940	738	14,708	
15~64	550,948	28,708	420,145	32,462	69,633	
65+	124,567	566	74,390	45,107	4,504	
광 주	494,948	68,263	342,038	47,773	36,874	
0~14	148,732	58,208	83,204	502	6,818	
15~64	269,962	9,781	213,242	18,710	28,229	
65+	76,254	274	45,592	28,561	1,827	
대 전	535,818	86,347	363,702	42,221	43,548	
0~14	169,134	72,726	88,893	456	7,059	
15~64	295,356	13,258	230,651	17,424	34,023	
65+	71,328	363	44,158	24,341	2,466	
울 산	374,094	39,524	271,522	32,184	30,864	
0~14	97,484	31,295	61,758	250	4,181	
15~64	232,285	8,041	184,305	14,574	25,365	
65+	44,325	188	25,459	17,360	1,318	
경 기	3,985,289	538,176	2,840,288	282,997	323,828	
0~14	1,181,704	415,605	711,534	2,736	51,829	
15~64	2,289,902	120,078	1,803,162	112,314	254,348	
65+	513,683	2,493	325,592	167,947	17,651	
강 원	542,282	66,686	367,505	70,862	37,229	
0~14	120,271	50,649	63,955	425	5,242	
15~64	296,068	15,579	228,876	22,469	29,144	
65+	125,943	458	74,674	47,968	2,843	
충 북	535,589	71,233	366,792	63,041	34,523	
0~14	135,610	57,478	71,937	450	5,745	
15~64	288,827	13,417	228,113	20,435	26,862	
65+	111,152	338	66,742	42,156	1,916	
충 남	721,407	87,225	504,002	90,467	39,713	
0~14	178,502	69,797	100,989	602	7,114	
15~64	372,817	16,929	298,900	26,596	30,392	
65+	170,088	499	104,113	63,269	2,207	
전 북	623,668	59,383	427,565	98,990	37,730	
0~14	124,199	44,788	72,943	471	5,997	
15~64	330,080	14,105	259,958	26,783	29,234	
65+	169,389	490	94,664	71,736	2,499	
전 남	653,499	42,578	444,859	133,731	32,331	
0~14	100,421	30,174	65,092	458	4,697	
15~64	334,205	12,032	266,349	30,436	25,388	
65+	218,873	372	113,418	102,837	2,246	
경 북	972,402	103,799	665,734	151,501	51,368	
0~14	213,714	81,943	123,277	749	7,745	
15~64	508,284	21,192	404,165	42,356	40,571	
65+	250,404	664	138,292	108,396	3,052	
경 남	1,131,816	114,326	780,001	158,229	79,260	
0~14	260,917	86,020	162,125	992	11,780	
15~64	636,735	27,557	496,033	49,661	63,484	
65+	234,164	749	121,843	107,576	3,996	
세 주	194,135	21,049	129,420	26,254	17,412	
0~14	44,431	15,243	26,173	171	2,844	
15~64	107,038	5,623	80,798	7,324	13,293	
65+	42,666	183	22,449	18,759	1,275	

12. 시도, 가구주의 성, 연령 및 혼인상태별 가구(계속)

Households by Household Head's Sex, Age and Marital Status for Provinces(Cont'd)

단위 : 가구

Unit : Household

[2012년]

합계 Both sexes	혼인상태별 가구 By marital status				
	계 Total	미혼 Single	유배우 Married	사별 Widowed	이혼 Divorced
전 국	17,596,139	2,353,856	12,019,524	1,827,543	1,395,216
0~14	4,473,481	1,798,704	2,464,609	11,527	198,641
15~64	9,931,554	540,907	7,664,347	623,862	1,102,438
65+	3,191,104	14,245	1,890,568	1,192,154	94,137
서 울	3,652,341	665,594	2,378,450	302,855	305,442
0~14	1,069,407	520,956	504,109	1,967	42,375
15~64	2,000,749	140,612	1,507,437	114,281	238,419
65+	582,185	4,026	366,904	186,607	24,648
부 산	1,238,750	133,498	827,753	155,784	121,715
0~14	246,814	92,935	138,625	853	14,401
15~64	746,343	39,214	549,095	60,566	97,468
65+	245,593	1,349	140,033	94,365	9,846
대 구	843,148	97,842	579,530	91,720	74,056
0~14	193,607	73,618	109,923	663	9,403
15~64	505,568	23,490	385,294	36,891	59,893
65+	143,973	734	84,313	54,166	4,760
인 천	947,811	125,633	649,964	79,323	92,891
0~14	251,490	93,531	142,904	660	14,395
15~64	565,213	31,488	428,424	32,058	73,243
65+	131,108	614	78,636	46,605	5,253
광 주	499,851	68,926	344,560	48,003	38,362
0~14	145,302	57,880	80,278	453	6,691
15~64	274,580	10,747	216,149	18,143	29,541
65+	79,969	299	48,133	29,407	2,130
대 전	544,257	88,017	367,996	42,593	45,651
0~14	166,909	72,983	86,550	413	6,963
15~64	302,246	14,640	234,719	17,078	35,809
65+	75,102	394	46,727	25,102	2,879
울 산	379,876	40,464	274,183	32,888	32,341
0~14	95,227	31,476	59,466	223	4,062
15~64	237,492	8,781	187,399	14,588	26,724
65+	47,157	207	27,318	18,077	1,555
경 기	4,086,664	557,655	2,898,098	287,303	343,608
0~14	1,165,670	421,267	690,874	2,446	51,083
15~64	2,380,460	133,687	1,863,513	111,288	271,972
65+	540,534	2,701	343,711	173,569	20,553
강 원	544,242	67,479	367,807	70,463	38,493
0~14	115,672	50,080	60,204	378	5,010
15~64	300,642	16,932	231,539	21,838	30,333
65+	127,928	467	76,064	48,247	3,150
충 북	540,164	72,226	369,344	62,774	35,820
0~14	132,034	57,216	68,830	408	5,580
15~64	294,575	14,657	231,859	19,976	28,083
65+	113,555	353	68,655	42,390	2,157
충 남	730,821	88,880	510,651	89,806	41,484
0~14	175,107	69,586	97,966	547	7,008
15~64	382,156	18,766	305,588	25,828	31,974
65+	173,558	528	107,097	63,431	2,502
전 북	622,808	60,336	425,981	97,789	38,702
0~14	118,803	44,484	68,216	415	5,688
15~64	331,267	15,328	260,336	25,440	30,163
65+	172,738	524	97,429	71,934	2,851
전 남	650,092	43,438	441,655	131,878	33,121
0~14	94,755	30,025	59,924	401	4,405
15~64	334,414	13,027	266,354	28,830	26,203
65+	220,923	386	115,377	102,647	2,513
경 북	975,332	104,951	667,293	150,145	52,943
0~14	207,611	81,252	118,193	669	7,497
15~64	514,316	23,011	408,090	41,164	42,051
65+	253,405	688	141,010	108,312	3,395
경 남	1,143,458	117,291	785,761	157,985	82,421
0~14	252,387	86,209	153,932	880	11,366
15~64	651,658	30,298	506,028	48,780	66,552
65+	239,413	784	125,801	108,325	4,503
제 주	196,524	21,626	130,498	26,234	18,166
0~14	42,686	15,206	24,615	151	2,714
15~64	109,875	6,229	82,523	7,113	14,010
65+	43,963	191	23,360	18,970	1,442

12. 시도, 가구주의 성, 연령 및 혼인상태별 가구(계속)

Households by Household Head's Sex, Age and Marital Status for Provinces(Cont'd)

단위 : 가구

Unit : Household

[2013년]

합계 Both sexes	혼인상태별 가구 By marital status				
	계 Total	미혼 Single	유배우 Married	사별 Widowed	이혼 Divorced
전국	17,803,198	2,406,570	12,113,012	1,830,327	1,453,289
0~14	4,374,848	1,800,861	2,369,382	10,310	194,295
15~64	10,117,571	590,287	7,770,521	606,383	1,150,380
65+	3,310,779	15,422	1,973,109	1,213,634	108,614
서울	3,689,266	675,242	2,391,304	304,689	318,031
0~14	1,046,799	517,150	485,995	1,774	41,880
15~64	2,030,597	153,709	1,519,487	109,804	247,597
65+	611,870	4,383	385,822	193,111	28,554
부산	1,245,206	135,929	827,437	156,353	125,487
0~14	239,943	92,358	132,778	763	14,044
15~64	747,238	42,092	546,943	58,234	99,969
65+	258,025	1,479	147,716	97,356	11,474
대구	847,188	99,248	579,572	91,853	76,515
0~14	187,374	73,158	104,529	589	9,098
15~64	509,552	25,298	386,571	35,782	61,901
65+	150,262	792	88,472	55,482	5,516
인천	963,567	129,487	656,930	80,324	96,826
0~14	247,738	94,596	138,392	597	14,153
15~64	577,614	34,212	435,195	31,665	76,542
65+	138,215	679	83,343	48,062	6,131
광주	504,519	69,781	346,754	48,213	39,771
0~14	142,089	57,716	77,391	407	6,575
15~64	278,751	11,733	218,738	17,560	30,720
65+	83,679	332	50,625	30,246	2,476
대전	552,544	89,828	372,042	42,959	47,715
0~14	165,094	73,365	84,476	376	6,877
15~64	308,479	16,029	238,238	16,724	37,488
65+	78,971	434	49,328	25,859	3,350
울산	385,517	41,535	276,587	33,622	33,773
0~14	93,556	31,820	57,559	198	3,979
15~64	241,203	9,477	189,306	14,499	27,921
65+	50,758	238	29,722	18,925	1,873
경기	4,184,929	577,852	2,952,374	291,514	363,189
0~14	1,150,352	427,409	670,374	2,194	50,375
15~64	2,466,068	147,501	1,919,194	110,409	288,964
65+	568,509	2,942	362,806	178,911	23,850
강원	546,026	68,449	367,893	70,013	39,671
0~14	111,262	49,643	56,525	337	4,757
15~64	304,547	18,311	233,658	21,174	31,404
65+	130,217	495	77,710	48,502	3,510
충북	544,623	73,426	371,660	62,471	37,066
0~14	128,548	57,112	65,665	364	5,407
15~64	300,103	15,944	235,410	19,520	29,229
65+	115,972	370	70,585	42,587	2,430
충남	739,947	90,808	516,884	89,084	43,171
0~14	171,501	69,549	94,564	499	6,889
15~64	391,821	20,697	312,511	25,130	33,483
65+	176,625	562	109,809	63,455	2,799
전북	621,912	61,482	424,289	96,571	39,570
0~14	114,098	44,383	63,966	361	5,388
15~64	332,778	16,546	260,886	24,357	30,989
65+	175,036	553	99,437	71,853	3,193
전남	646,488	44,411	438,291	129,973	33,813
0~14	89,560	30,021	55,076	344	4,119
15~64	334,400	13,997	266,125	27,381	26,897
65+	222,528	393	117,090	102,248	2,797
경북	977,942	106,233	668,529	148,779	54,401
0~14	201,819	80,679	113,299	596	7,245
15~64	518,295	24,831	410,399	39,748	43,317
65+	257,828	723	144,831	108,435	3,839
경남	1,154,671	120,599	790,974	157,694	85,404
0~14	243,939	86,667	145,582	775	10,915
15~64	663,882	33,089	513,980	47,504	69,309
65+	246,850	843	131,412	109,415	5,180
제주	198,853	22,260	131,492	26,215	18,886
0~14	41,176	15,235	23,211	136	2,594
15~64	112,243	6,821	83,880	6,892	14,650
65+	45,434	204	24,401	19,187	1,642

12. 시도, 가구주의 성, 연령 및 혼인상태별 가구(계속)

Households by Household Head's Sex, Age and Marital Status for Provinces(Cont'd)

단위 : 가구

Unit : Household

[2014년]

합계 Both sexes	혼인상태별 가구 By marital status					
	계 Total	미혼 Single	유배우 Married	사별 Widowed	이혼 Divorced	
전국	18,001,541	2,463,484	12,195,784	1,832,821	1,509,452	
0~14	4,288,338	1,808,049	2,280,434	9,310	190,545	
15~64	10,286,275	638,778	7,861,480	590,912	1,195,105	
65+	3,426,928	16,657	2,053,870	1,232,599	123,802	
서울	3,723,895	685,602	2,401,467	306,540	330,286	
0~14	1,024,970	514,162	467,743	1,614	41,451	
15~64	2,058,541	166,687	1,529,919	105,749	256,186	
65+	640,384	4,753	403,805	199,177	32,649	
부산	1,250,929	138,538	826,438	156,895	129,058	
0~14	234,328	92,112	127,748	700	13,768	
15~64	746,416	44,812	543,442	56,062	102,100	
65+	270,185	1,614	155,248	100,133	13,190	
대구	850,847	100,873	579,142	91,989	78,843	
0~14	182,158	73,008	99,792	531	8,827	
15~64	511,759	27,000	386,487	34,627	63,645	
65+	156,930	865	92,863	56,831	6,371	
인천	979,056	133,580	663,456	81,350	100,670	
0~14	244,878	95,996	134,350	544	13,988	
15~64	588,855	36,841	441,008	31,384	79,622	
65+	145,323	743	88,098	49,422	7,060	
광주	508,892	70,791	348,587	48,427	41,087	
0~14	138,979	57,720	74,439	369	6,451	
15~64	282,276	12,707	220,796	16,989	31,784	
65+	87,637	364	53,352	31,069	2,852	
대전	560,721	91,817	375,824	43,341	49,739	
0~14	163,571	73,902	82,515	342	6,812	
15~64	314,093	17,440	241,183	16,409	39,061	
65+	83,057	475	52,126	26,590	3,866	
울산	391,061	42,776	278,746	34,394	35,145	
0~14	92,149	32,346	55,704	180	3,919	
15~64	244,365	10,166	190,780	14,417	29,002	
65+	54,547	264	32,262	19,797	2,224	
경기	4,280,776	599,179	3,003,317	295,706	382,574	
0~14	1,137,193	434,709	650,706	1,986	49,792	
15~64	2,548,460	161,261	1,971,652	110,041	305,506	
65+	595,123	3,209	380,959	183,679	27,276	
강원	547,582	69,537	367,742	69,531	40,772	
0~14	107,578	49,414	53,337	297	4,530	
15~64	308,795	19,614	235,968	20,791	32,422	
65+	131,209	509	78,437	48,443	3,820	
충북	548,952	74,806	373,748	62,132	38,266	
0~14	125,691	57,215	62,894	327	5,255	
15~64	305,464	17,198	238,730	19,217	30,319	
65+	117,797	393	72,124	42,588	2,692	
충남	748,925	92,983	522,805	88,327	44,810	
0~14	168,154	69,725	91,229	453	6,747	
15~64	400,815	22,659	318,760	24,456	34,940	
65+	179,956	599	112,816	63,418	3,123	
전북	620,866	62,739	422,467	95,316	40,344	
0~14	109,980	44,435	60,121	313	5,111	
15~64	333,312	17,722	260,706	23,221	31,663	
65+	177,574	582	101,640	71,782	3,570	
전남	642,609	45,508	434,736	127,981	34,384	
0~14	85,156	30,180	50,826	298	3,852	
15~64	333,432	14,920	265,014	26,056	27,442	
65+	224,021	408	118,896	101,627	3,090	
경북	980,050	107,633	669,373	147,325	55,719	
0~14	196,716	80,277	108,877	537	7,025	
15~64	520,898	26,591	411,509	38,408	44,390	
65+	262,436	765	148,987	108,380	4,304	
경남	1,165,348	124,184	795,602	157,383	88,179	
0~14	236,958	87,514	138,217	699	10,528	
15~64	674,278	35,768	520,373	46,372	71,765	
65+	254,112	902	137,012	110,312	5,886	
제주	201,032	22,938	132,334	26,184	19,576	
0~14	39,879	15,334	21,936	120	2,489	
15~64	114,516	7,392	85,153	6,713	15,258	
65+	46,637	212	25,245	19,351	1,829	

12. 시도, 가구주의 성, 연령 및 혼인상태별 가구(계속)

Households by Household Head's Sex, Age and Marital Status for Provinces(Cont'd)

단위 : 가구

Unit : Household

[2015년]

합계 Both sexes	혼인상태별 가구 By marital status					
	계 Total	미혼 Single	유배우 Married	사별 Widowed	이혼 Divorced	
전국	18,191,663	2,524,727	12,268,011	1,835,201	1,563,724	
0~14	4,218,728	1,821,707	2,200,673	8,485	187,863	
15~64	10,438,974	684,998	7,939,758	577,703	1,236,515	
65+	3,533,961	18,022	2,127,580	1,249,013	139,346	
서울	3,756,352	696,951	2,408,783	308,441	342,177	
0~14	1,005,974	512,751	450,575	1,480	41,168	
15~64	2,083,714	179,046	1,538,224	102,239	264,205	
65+	666,664	5,154	419,984	204,722	36,804	
부산	1,255,879	141,288	824,722	157,418	132,451	
0~14	229,325	92,139	122,983	641	13,562	
15~64	744,730	47,387	539,360	54,061	103,922	
65+	281,824	1,762	162,379	102,716	14,967	
대구	854,129	102,663	578,332	92,122	81,012	
0~14	177,867	73,153	95,614	480	8,620	
15~64	513,168	28,573	385,767	33,658	65,170	
65+	163,094	937	96,951	57,984	7,222	
인천	994,274	137,897	669,547	82,422	104,408	
0~14	242,756	97,727	130,620	505	13,904	
15~64	599,456	39,356	446,376	31,233	82,491	
65+	152,062	814	92,551	50,684	8,013	
광주	512,970	71,992	350,019	48,626	42,333	
0~14	136,607	57,993	71,885	343	6,386	
15~64	285,200	13,603	222,399	16,490	32,708	
65+	91,163	396	55,735	31,793	3,239	
대전	568,793	93,997	379,303	43,749	51,744	
0~14	162,890	74,700	81,052	323	6,815	
15~64	318,926	18,773	243,511	16,124	40,518	
65+	86,977	524	54,740	27,302	4,411	
울산	396,496	44,134	280,707	35,202	36,453	
0~14	90,984	32,996	53,979	161	3,848	
15~64	247,117	10,837	191,920	14,358	30,002	
65+	58,395	301	34,808	20,683	2,603	
경기	4,374,335	621,811	3,050,802	299,959	401,763	
0~14	1,127,444	443,632	632,549	1,815	49,448	
15~64	2,627,003	174,697	2,020,669	110,132	321,505	
65+	619,888	3,482	397,584	188,012	30,810	
강원	548,957	70,738	367,377	69,035	41,807	
0~14	104,978	49,472	50,880	265	4,361	
15~64	312,461	20,740	237,825	20,561	33,335	
65+	131,518	526	78,672	48,209	4,111	
충북	553,152	76,320	375,656	61,822	39,354	
0~14	123,422	57,526	60,477	298	5,121	
15~64	310,453	18,382	241,763	19,015	31,293	
65+	119,277	412	73,416	42,509	2,940	
충남	757,746	95,382	528,405	87,573	46,386	
0~14	165,574	70,194	88,313	417	6,650	
15~64	409,267	24,553	324,623	23,812	36,279	
65+	182,905	635	115,469	63,344	3,457	
전북	619,606	64,059	420,567	93,968	41,012	
0~14	106,976	44,657	57,137	278	4,904	
15~64	332,299	18,777	259,293	22,088	32,141	
65+	180,331	625	104,137	71,602	3,967	
전남	638,526	46,665	431,089	125,883	34,889	
0~14	81,786	30,493	47,403	261	3,629	
15~64	331,832	15,740	263,420	24,808	27,864	
65+	224,908	432	120,266	100,814	3,396	
경북	981,799	109,174	669,844	145,840	56,941	
0~14	192,129	80,056	104,758	482	6,833	
15~64	523,529	28,303	412,688	37,203	45,335	
65+	266,141	815	152,398	108,155	4,773	
경남	1,175,545	127,985	799,780	157,015	90,765	
0~14	231,151	86,696	131,620	628	10,207	
15~64	683,256	38,310	525,625	45,372	73,949	
65+	261,138	979	142,535	111,015	6,609	
제주	203,104	23,671	133,078	26,126	20,229	
0~14	38,865	15,522	20,828	108	2,407	
15~64	116,563	7,921	86,295	6,549	15,798	
65+	47,676	228	25,955	19,469	2,024	

12. 시도, 가구주의 성, 연령 및 혼인상태별 가구(계속)

Households by Household Head's Sex, Age and Marital Status for Provinces(Cont'd)

단위 : 가구

[2016년]

Unit : Household

합계 Both sexes	혼인상태별 가구 By marital status					
	계 Total	미혼 Single	유배우 Married	사별 Widowed	이혼 Divorced	
전 국	18,373,604	2,589,733	12,329,939	1,837,619	1,616,313	
0~14	4,163,693	1,840,585	2,128,943	7,832	186,333	
15~64	10,569,220	729,692	7,999,676	565,664	1,274,188	
65+	3,640,691	19,456	2,201,320	1,264,123	155,792	
서 울	3,786,634	709,313	2,413,219	310,369	353,733	
0~14	988,529	512,588	433,559	1,377	41,005	
15~64	2,107,976	191,189	1,545,610	99,399	271,778	
65+	690,129	5,536	434,050	209,593	40,950	
부 산	1,260,154	144,145	822,399	157,949	135,661	
0~14	225,798	92,498	119,211	601	13,488	
15~64	740,333	49,717	533,370	51,990	105,256	
65+	294,023	1,930	169,818	105,358	16,917	
대 구	857,037	104,599	577,125	92,255	83,058	
0~14	174,295	73,514	91,881	441	8,459	
15~64	513,170	30,060	384,111	32,603	66,396	
65+	169,572	1,025	101,133	59,211	8,203	
인 천	1,009,152	142,404	675,179	83,507	108,062	
0~14	242,065	99,807	127,849	473	13,936	
15~64	609,218	41,728	451,019	31,279	85,192	
65+	157,869	869	96,311	51,755	8,934	
광 주	516,830	73,322	351,141	48,845	43,522	
0~14	134,427	58,397	69,383	319	6,328	
15~64	287,820	14,490	223,713	16,060	33,557	
65+	94,583	435	58,045	32,466	3,637	
대 전	576,698	96,323	382,505	44,171	53,699	
0~14	162,576	75,649	79,789	301	6,837	
15~64	323,066	20,101	245,223	15,874	41,868	
65+	91,056	573	57,493	27,996	4,994	
울 산	401,869	45,610	282,488	36,049	37,722	
0~14	90,103	33,770	52,376	153	3,804	
15~64	249,122	11,498	192,524	14,229	30,871	
65+	62,644	342	37,588	21,667	3,047	
경 기	4,465,587	645,712	3,094,976	304,222	420,677	
0~14	1,121,554	454,116	616,325	1,678	49,435	
15~64	2,699,735	187,824	2,064,524	110,650	336,737	
65+	644,298	3,772	414,127	191,894	34,505	
강 원	550,127	72,020	366,783	68,544	42,780	
0~14	102,984	49,688	48,818	239	4,239	
15~64	314,375	21,774	238,311	20,231	34,059	
65+	132,768	558	79,654	48,074	4,482	
충 북	557,058	77,884	377,290	61,494	40,390	
0~14	121,590	57,942	58,348	272	5,028	
15~64	313,904	19,502	243,625	18,661	32,116	
65+	121,564	440	75,317	42,561	3,246	
충 남	766,331	97,968	533,653	86,782	47,928	
0~14	163,389	70,850	85,571	388	6,580	
15~64	417,462	26,445	330,162	23,313	37,542	
65+	185,480	673	117,920	63,081	3,806	
전 북	618,261	65,426	418,563	92,647	41,625	
0~14	104,607	44,981	54,637	249	4,740	
15~64	331,477	19,778	257,957	21,199	32,543	
65+	182,177	667	105,969	71,199	4,342	
전 남	634,287	47,825	427,375	123,743	35,344	
0~14	79,028	30,876	44,483	229	3,440	
15~64	329,388	16,503	261,080	23,642	28,163	
65+	225,871	446	121,812	99,872	3,741	
경 북	983,110	110,800	669,965	144,285	58,060	
0~14	188,322	80,012	101,157	443	6,710	
15~64	523,588	29,910	411,909	35,750	46,019	
65+	271,200	878	156,899	108,092	5,331	
경 남	1,185,364	131,942	803,573	156,660	93,189	
0~14	226,374	90,131	125,723	569	9,951	
15~64	690,407	40,744	529,479	44,365	75,819	
65+	268,583	1,067	148,371	111,726	7,419	
제 주	205,105	24,440	133,705	26,097	20,863	
0~14	38,052	15,766	19,833	100	2,353	
15~64	118,179	8,429	87,059	6,419	16,272	
65+	48,874	245	26,813	19,578	2,238	

12. 시도, 가구주의 성, 연령 및 혼인상태별 가구(계속)

Households by Household Head's Sex, Age and Marital Status for Provinces(Cont'd)

단위 : 가구

[2017년]

Unit : Household

합계 Both sexes	혼인상태별 가구 By marital status					
	계 Total	미혼 Single	유배우 Married	사별 Widowed	이혼 Divorced	
전국	18,546,858	2,657,325	12,382,394	1,840,052	1,667,087	
0~14	4,114,330	1,861,018	2,060,735	7,281	185,296	
15~64	10,670,350	775,009	8,034,991	553,485	1,306,865	
65+	3,762,178	21,298	2,286,668	1,279,286	174,926	
서울	3,814,832	722,466	2,415,076	312,350	364,940	
0~14	971,557	512,796	416,646	1,288	40,827	
15~64	2,125,192	203,602	1,547,181	96,169	278,240	
65+	718,083	6,068	451,249	214,893	45,873	
부산	1,263,606	147,016	819,419	158,472	138,699	
0~14	222,206	92,810	115,392	565	13,439	
15~64	736,049	52,096	527,378	50,235	106,340	
65+	305,351	2,110	176,649	107,672	18,920	
대구	859,573	106,610	575,627	92,348	84,988	
0~14	171,407	73,969	88,683	411	8,344	
15~64	512,614	31,523	381,912	31,732	67,447	
65+	175,552	1,118	105,032	60,205	9,197	
인천	1,023,647	147,040	680,364	84,616	111,627	
0~14	241,404	101,891	125,100	443	13,970	
15~64	616,226	44,186	453,516	31,043	87,481	
65+	166,017	963	101,748	53,130	10,176	
광주	520,478	74,739	351,990	49,073	44,676	
0~14	132,573	58,892	67,098	297	6,286	
15~64	290,285	15,378	224,762	15,786	34,359	
65+	97,620	469	60,130	32,990	4,031	
대전	584,351	98,767	385,373	44,590	55,621	
0~14	162,396	76,661	78,564	285	6,886	
15~64	326,349	21,468	246,254	15,571	43,056	
65+	95,606	638	60,555	28,734	5,679	
울산	407,201	47,172	284,178	36,904	38,947	
0~14	89,241	34,578	50,774	135	3,754	
15~64	251,214	12,208	193,149	14,175	31,682	
65+	66,746	386	40,255	22,594	3,511	
경기	4,554,794	670,735	3,136,211	308,560	439,288	
0~14	1,116,918	465,273	600,527	1,570	49,548	
15~64	2,760,559	201,259	2,098,450	110,407	350,443	
65+	677,317	4,203	437,234	196,583	39,297	
강원	550,927	73,319	365,908	68,048	43,652	
0~14	101,273	49,956	46,956	223	4,138	
15~64	313,196	22,753	236,429	19,542	34,472	
65+	136,458	610	82,523	48,283	5,042	
충북	560,620	79,416	378,669	61,130	41,405	
0~14	119,796	58,324	56,259	251	4,962	
15~64	314,821	20,604	243,483	18,030	32,704	
65+	126,003	488	78,927	42,849	3,739	
충남	774,474	100,721	538,437	85,934	49,382	
0~14	160,908	71,577	82,459	358	6,514	
15~64	424,948	28,418	335,053	22,820	38,657	
65+	188,618	726	120,925	62,756	4,211	
전북	616,661	66,754	416,417	91,330	42,160	
0~14	103,075	45,366	52,846	227	4,636	
15~64	330,790	20,694	256,639	20,601	32,856	
65+	182,796	694	106,932	70,502	4,668	
전남	629,994	48,973	423,699	121,597	35,725	
0~14	77,006	31,293	42,215	202	3,296	
15~64	327,408	17,211	259,012	22,801	28,384	
65+	225,580	469	122,472	98,594	4,045	
경북	983,886	112,410	669,715	142,685	59,076	
0~14	184,578	79,932	97,632	408	6,606	
15~64	524,626	31,536	411,813	34,663	46,614	
65+	274,682	942	160,270	107,614	5,856	
경남	1,194,805	135,972	807,051	156,352	95,430	
0~14	222,578	91,667	120,601	528	9,782	
15~64	696,201	43,144	532,111	43,549	77,397	
65+	276,026	1,161	154,339	112,275	8,251	
제주	207,009	25,215	134,260	26,063	21,471	
0~14	37,414	16,033	18,983	90	2,308	
15~64	119,872	8,929	87,849	6,361	16,733	
65+	49,723	253	27,428	19,612	2,430	

12. 시도, 가구주의 성, 연령 및 혼인상태별 가구(계속)

Households by Household Head's Sex, Age and Marital Status for Provinces(Cont'd)

단위 : 가구

[2018년]

Unit : Household

합계 Both sexes	혼인상태별 가구 By marital status						
	계 Total	미혼 Single	유배우 Married	사별 Widowed	이혼 Divorced		
전 국	18,711,665	2,726,346	12,426,443	1,842,787			1,716,089
0~14	4,059,652	1,878,945	1,990,189	6,784			183,734
15~64	10,754,688	823,626	8,055,354	540,135			1,335,573
65+	3,897,325	23,775	2,380,900	1,295,868			196,782
서 울	3,840,540	736,078	2,414,353	314,334			375,775
0~14	952,349	512,348	398,343	1,206			40,452
15~64	2,139,270	216,963	1,545,961	92,543			283,803
65+	748,921	6,767	470,049	220,585			51,520
부 산	1,266,399	149,876	815,917	159,041			141,565
0~14	217,654	92,730	111,135	527			13,262
15~64	730,522	54,793	520,365	48,281			107,083
65+	318,223	2,353	184,417	110,233			21,220
대 구	861,848	108,667	573,908	92,485			86,788
0~14	168,995	74,409	85,961	380			8,245
15~64	510,262	33,012	378,327	30,729			68,194
65+	182,591	1,246	109,620	61,376			10,349
인 권	1,037,781	151,743	685,163	85,764			115,111
0~14	240,542	103,787	122,359	419			13,977
15~64	622,095	46,853	455,022	30,709			89,511
65+	175,144	1,103	107,782	54,636			11,623
광 주	523,856	76,183	352,553	49,327			45,793
0~14	130,474	59,336	64,628	279			6,231
15~64	292,344	16,338	225,498	15,449			35,059
65+	101,038	509	62,427	33,599			4,503
대 전	591,737	101,252	387,924	45,032			57,529
0~14	161,759	77,563	77,021	273			6,902
15~64	329,356	22,964	246,983	15,243			44,166
65+	100,622	725	63,920	29,516			6,461
울 산	412,490	48,763	285,799	37,820			40,108
0~14	87,928	35,295	48,842	127			3,664
15~64	252,928	13,010	193,568	13,977			32,373
65+	71,634	458	43,389	23,716			4,071
경 기	4,642,029	696,512	3,174,939	312,978			457,600
0~14	1,111,148	476,053	584,068	1,467			49,560
15~64	2,816,637	215,696	2,127,866	109,869			363,206
65+	714,244	4,763	463,005	201,642			44,834
강 원	551,360	74,597	364,786	67,531			44,446
0~14	99,650	50,165	45,239	203			4,043
15~64	311,570	23,749	234,163	18,879			34,779
65+	140,140	683	85,384	48,449			5,624
충 북	563,831	80,912	379,820	60,732			42,367
0~14	118,190	58,621	54,430	233			4,906
15~64	315,925	21,745	243,395	17,554			33,231
65+	129,716	546	81,995	42,945			4,230
충 남	782,315	103,586	542,851	85,078			50,800
0~14	158,097	72,252	79,066	336			6,443
15~64	432,108	30,534	339,560	22,314			39,700
65+	192,110	800	124,225	62,428			4,657
전 북	614,883	68,066	414,158	90,013			42,646
0~14	101,615	45,694	51,173	205			4,543
15~64	329,474	21,634	254,767	20,007			33,066
65+	183,794	738	108,218	69,801			5,037
전 남	625,467	50,071	419,973	119,408			36,015
0~14	75,292	31,679	40,268	181			3,164
15~64	325,298	17,904	256,766	22,131			28,497
65+	224,877	488	122,939	97,096			4,354
경 북	984,372	114,007	669,222	141,126			60,017
0~14	180,747	79,748	94,109	378			6,512
15~64	524,383	33,234	410,572	33,523			47,054
65+	279,242	1,025	164,541	107,225			6,451
경 남	1,203,951	140,041	810,309	156,109			97,492
0~14	218,248	92,968	115,253	484			9,543
15~64	701,571	45,780	534,324	42,696			78,771
65+	284,132	1,293	160,732	112,929			9,178
세 주	208,806	25,992	134,768	26,009			22,037
0~14	36,964	16,297	18,294	86			2,287
15~64	120,945	9,417	88,217	6,231			17,080
65+	50,897	278	28,257	19,692			2,670

12. 시도, 가구주의 성, 연령 및 혼인상태별 가구(계속)

Households by Household Head's Sex, Age and Marital Status for Provinces(Cont'd)

단위 : 가구

Unit : Household

[2019년]

합계 Both sexes	혼인상태별 가구 By marital status					
	계 Total	미혼 Single	유배우 Married	사별 Widowed	이혼 Divorced	
전국	18,867,058	2,795,034	12,463,214	1,845,669	1,763,141	
0~14	3,989,646	1,889,599	1,913,096	6,247	180,704	
15~64	10,826,447	878,736	8,061,494	525,379	1,360,838	
65+	4,050,965	26,699	2,488,624	1,314,043	221,599	
서울	3,863,881	749,724	2,411,636	316,334	386,187	
0~14	925,636	509,083	376,107	1,101	39,345	
15~64	2,156,860	233,089	1,545,685	88,940	289,146	
65+	781,385	7,552	489,844	226,293	57,696	
부산	1,268,247	152,686	811,791	159,539	144,231	
0~14	211,751	92,106	106,232	483	12,930	
15~64	724,267	57,945	512,597	46,217	107,508	
65+	332,229	2,635	192,962	112,839	23,793	
대구	863,680	110,694	571,927	92,585	88,474	
0~14	165,891	74,535	82,944	352	8,060	
15~64	508,067	34,771	374,689	29,777	68,830	
65+	189,722	1,388	114,294	62,456	11,584	
인천	1,051,571	156,430	689,645	86,969	118,527	
0~14	238,036	105,124	118,668	388	13,856	
15~64	628,109	50,039	456,420	30,277	91,373	
65+	185,426	1,267	114,557	56,304	13,298	
광주	526,882	77,599	352,867	49,573	46,843	
0~14	128,184	59,642	62,160	255	6,127	
15~64	293,704	17,381	225,556	15,081	35,686	
65+	104,994	576	65,151	34,237	5,030	
대전	598,751	103,674	390,175	45,505	59,397	
0~14	160,615	78,232	75,225	256	6,902	
15~64	331,896	24,612	247,287	14,867	45,130	
65+	106,240	830	67,663	30,382	7,365	
울산	417,711	50,362	287,381	38,727	41,241	
0~14	86,770	35,960	47,142	112	3,556	
15~64	254,211	13,885	193,547	13,799	32,980	
65+	76,730	517	46,692	24,816	4,705	
경기	4,727,323	722,655	3,211,626	317,549	475,493	
0~14	1,101,160	485,302	565,310	1,359	49,189	
15~64	2,870,396	231,903	2,154,329	109,052	375,112	
65+	755,767	5,450	491,987	207,138	51,192	
강원	551,353	75,746	363,426	66,997	45,184	
0~14	98,226	50,267	43,789	188	3,982	
15~64	308,501	24,711	230,710	18,193	34,887	
65+	144,626	768	88,927	48,616	6,315	
충북	566,707	82,277	380,811	60,377	43,242	
0~14	116,273	58,695	52,525	215	4,838	
15~64	316,419	22,970	242,746	17,049	33,654	
65+	134,015	612	85,540	43,113	4,750	
충남	789,892	106,469	547,027	84,255	52,141	
0~14	154,845	72,765	75,421	315	6,344	
15~64	438,465	32,817	343,308	21,719	40,621	
65+	196,582	887	128,298	62,221	5,176	
전북	612,869	69,294	411,779	88,679	43,117	
0~14	100,620	45,950	49,961	190	4,519	
15~64	325,657	22,527	250,971	19,141	33,018	
65+	186,592	817	110,847	69,348	5,580	
전남	620,769	51,110	416,223	117,198	36,238	
0~14	74,300	32,058	39,002	164	3,076	
15~64	321,231	18,533	252,940	21,320	28,438	
65+	225,238	519	124,281	95,714	4,724	
경북	984,231	115,487	668,375	139,515	60,854	
0~14	176,701	79,331	90,592	351	6,427	
15~64	522,642	35,025	408,082	32,246	47,289	
65+	284,888	1,131	169,701	106,918	7,138	
경남	1,212,687	144,053	813,346	155,905	99,383	
0~14	214,177	94,040	110,389	442	9,306	
15~64	704,195	48,572	534,240	41,607	79,776	
65+	294,315	1,441	168,717	113,856	10,301	
제주	210,504	26,774	135,179	25,962	22,589	
0~14	36,461	16,509	17,629	76	2,247	
15~64	121,827	9,956	88,387	6,094	17,390	
65+	52,216	309	29,163	19,792	2,952	

12. 시도, 가구주의 성, 연령 및 혼인상태별 가구(계속)

Households by Household Head's Sex, Age and Marital Status for Provinces(Cont'd)

단위 : 가구

[2020년]

Unit : Household

합계 Both sexes	혼인상태별 가구 By marital status					
	계 Total	미혼 Single	유배우 Married	사별 Widowed	이혼 Divorced	
전국	19,011,815	2,861,370	12,493,455	1,848,787	1,808,203	
0-14	3,901,544	1,890,908	1,829,156	5,688	175,792	
15-64	10,878,693	940,485	8,048,630	507,516	1,382,062	
65+	4,231,578	29,977	2,615,669	1,335,583	250,349	
서울	3,884,190	762,906	2,406,874	318,270	396,140	
0-14	894,616	503,411	352,520	991	37,694	
15-64	2,171,058	251,067	1,541,548	84,762	293,681	
65+	818,516	8,428	512,806	232,517	64,765	
부산	1,269,291	155,350	807,196	160,027	148,718	
0-14	204,298	90,826	100,604	437	12,431	
15-64	717,070	61,587	504,101	43,803	107,579	
65+	347,923	2,937	202,491	115,787	26,708	
대구	864,973	112,593	569,674	92,677	90,029	
0-14	161,931	74,245	79,591	315	7,780	
15-64	504,876	36,796	370,207	28,622	69,251	
65+	198,166	1,552	119,876	63,740	12,998	
인천	1,064,973	161,064	693,826	88,238	121,845	
0-14	234,606	105,943	114,713	354	13,596	
15-64	632,938	53,664	456,624	29,657	92,993	
65+	197,429	1,457	122,489	58,227	15,256	
광주	529,582	78,907	352,980	49,839	47,856	
0-14	125,165	59,683	59,279	234	5,969	
15-64	294,620	18,577	225,251	14,581	36,211	
65+	109,797	647	68,450	35,024	5,676	
대전	605,353	105,978	392,195	45,979	61,201	
0-14	158,333	78,517	72,776	237	6,803	
15-64	334,391	26,526	247,439	14,419	46,007	
65+	112,629	935	71,980	31,323	8,391	
울산	422,861	51,946	288,924	39,695	42,296	
0-14	85,581	36,496	45,559	99	3,427	
15-64	254,727	14,848	192,948	13,485	33,446	
65+	82,553	602	50,417	26,111	5,423	
경기	4,810,352	748,691	3,246,362	322,203	493,096	
0-14	1,085,537	492,245	543,784	1,242	48,266	
15-64	2,919,778	250,203	2,176,125	107,492	385,958	
65+	805,037	6,243	526,453	213,469	58,872	
강원	550,947	76,726	361,912	66,452	45,857	
0-14	96,256	50,055	42,131	172	3,898	
15-64	305,206	25,812	227,062	17,445	34,887	
65+	149,485	859	92,719	48,835	7,072	
충북	569,072	83,448	381,628	60,008	43,988	
0-14	113,855	58,456	50,464	203	4,732	
15-64	316,474	24,315	241,701	16,485	33,973	
65+	138,743	677	89,463	43,320	5,283	
충남	797,032	109,214	550,982	83,458	53,378	
0-14	150,645	72,875	71,311	288	6,171	
15-64	444,546	35,361	346,617	21,099	41,469	
65+	201,841	978	133,054	62,071	5,738	
전북	610,601	70,357	409,375	87,339	43,530	
0-14	99,212	45,938	48,638	174	4,462	
15-64	321,243	23,516	246,629	18,202	32,896	
65+	190,146	903	114,108	68,963	6,172	
전남	615,889	52,029	412,464	114,996	36,400	
0-14	73,489	32,335	37,993	143	3,018	
15-64	315,163	19,131	247,515	20,303	28,214	
65+	227,237	563	126,956	94,550	5,168	
경북	983,538	116,746	667,287	137,889	61,616	
0-14	171,727	78,460	86,656	325	6,286	
15-64	520,260	37,047	404,836	30,947	47,430	
65+	291,551	1,239	175,795	106,617	7,900	
경남	1,221,037	147,912	816,204	155,787	101,134	
0-14	210,482	94,802	106,208	404	9,068	
15-64	704,172	51,494	531,890	40,327	80,461	
65+	306,383	1,616	178,106	115,056	11,605	
제주	212,124	27,503	135,572	25,930	23,119	
0-14	35,811	16,621	16,929	70	2,191	
15-64	122,171	10,541	88,137	5,887	17,606	
65+	54,142	341	30,506	19,973	3,322	

12. 시도, 가구주의 성, 연령 및 혼인상태별 가구(계속)

Households by Household Head's Sex, Age and Marital Status for Provinces(Cont'd)

단위 : 가구

[2021년]

Unit : Household

합계 Both sexes	혼인상태별 가구 By marital status						
	계 Total	미혼 Single	유배우 Married	사별 Widowed	이혼 Divorced		
전국	19,146,744	2,924,856	12,518,266	1,852,252			1,851,370
0-14	3,803,100	1,884,256	1,744,124	5,129			169,591
15-64	10,914,503	1,006,487	8,020,668	488,231			1,399,117
65+	4,429,141	34,113	2,753,474	1,358,892			282,662
서울	3,901,620	775,352	2,400,519	320,177			405,572
0-14	860,638	495,641	328,538	870			35,589
15-64	2,184,553	270,247	1,536,181	80,531			297,594
65+	856,429	9,464	535,800	238,776			72,389
부산	1,269,606	157,914	802,185	160,474			149,033
0-14	196,068	89,096	94,762	388			11,822
15-64	709,194	65,510	495,056	41,301			107,327
65+	364,344	3,308	212,367	118,785			29,884
대구	865,919	114,343	567,263	92,822			91,491
0-14	157,517	73,613	76,177	284			7,443
15-64	500,698	38,978	364,896	27,407			69,417
65+	207,704	1,752	126,190	65,131			14,631
인천	1,077,976	165,601	697,770	89,535			125,070
0-14	230,800	106,365	110,822	326			13,287
15-64	636,100	57,542	455,459	28,851			94,248
65+	211,076	1,694	131,489	60,358			17,535
광주	532,022	80,109	352,940	50,133			48,840
0-14	121,730	59,480	56,282	210			5,758
15-64	295,507	19,889	224,804	14,102			36,712
65+	114,785	740	71,854	35,821			6,370
대전	611,681	108,228	394,006	46,462			62,985
0-14	155,017	78,446	69,726	215			6,630
15-64	337,155	28,700	247,790	13,883			46,782
65+	119,509	1,082	76,490	32,364			9,573
울산	427,909	53,463	290,412	40,682			43,352
0-14	84,898	36,985	44,493	89			3,331
15-64	254,180	15,779	191,511	13,127			33,763
65+	88,831	699	54,408	27,466			6,258
경기	4,891,125	774,383	3,279,467	326,992			510,283
0-14	1,067,387	497,296	522,005	1,122			46,964
15-64	2,962,794	269,803	2,192,112	105,355			395,524
65+	860,944	7,284	565,350	220,515			67,795
강원	550,171	77,601	360,200	65,898			46,472
0-14	93,778	49,587	40,247	157			3,787
15-64	301,037	27,026	222,709	16,579			34,723
65+	155,356	988	97,244	49,162			7,962
충북	571,087	84,457	382,288	59,675			44,667
0-14	110,683	57,870	48,052	183			4,578
15-64	315,716	25,812	239,930	15,816			34,158
65+	144,688	775	94,306	43,676			5,931
충남	803,691	111,757	554,738	82,662			54,534
0-14	145,655	72,566	66,872	262			5,955
15-64	450,148	38,089	349,412	20,438			42,209
65+	207,888	1,102	138,454	61,962			6,370
전북	608,155	71,283	406,952	86,024			43,896
0-14	97,435	45,688	47,188	164			4,395
15-64	316,919	24,598	242,314	17,304			32,703
65+	193,801	997	117,450	68,556			6,798
전남	610,811	52,795	408,717	112,788			36,511
0-14	73,205	32,534	37,533	133			3,005
15-64	308,693	19,649	241,826	19,351			27,867
65+	228,913	612	129,358	93,304			5,639
경북	982,319	117,779	665,943	136,304			62,293
0-14	166,100	77,179	82,535	296			6,090
15-64	516,773	39,211	400,662	29,474			47,426
65+	299,446	1,389	182,746	106,534			8,777
경남	1,229,020	151,588	818,948	155,731			102,753
0-14	207,151	95,258	102,695	366			8,832
15-64	702,739	54,493	528,322	39,035			80,889
65+	319,130	1,837	187,931	116,330			13,032
제주	213,632	28,203	135,918	25,893			23,618
0-14	35,038	16,652	16,197	64			2,125
15-64	122,297	11,161	87,684	5,677			17,775
65+	56,297	390	32,037	20,152			3,718

12. 시도, 가구주의 성, 연령 및 혼인상태별 가구(계속)

Households by Household Head's Sex, Age and Marital Status for Provinces(Cont'd)

단위 : 가구

[2022년]

Unit : Household

합계 Both sexes	혼인상태별 가구 By marital status					
	계 Total	미혼 Single	유배우 Married	사별 Widowed	이혼 Divorced	
전 국	19,273,336	2,982,899	12,543,806	1,856,893	1,889,738	
0-14	3,709,713	1,872,003	1,670,775	4,611	162,324	
15-64	10,925,386	1,072,069	7,972,899	469,666	1,410,752	
65+	4,638,237	38,827	2,900,132	1,382,616	316,662	
서 울	3,915,854	786,242	2,393,631	322,152	413,829	
0-14	827,100	486,494	306,739	748	33,119	
15-64	2,193,725	289,125	1,527,510	76,603	300,487	
65+	895,029	10,623	559,382	244,801	80,223	
부 산	1,269,319	160,285	797,116	160,958	150,960	
0-14	188,692	87,354	89,793	348	11,197	
15-64	700,371	69,221	485,520	38,953	106,677	
65+	380,256	3,710	221,803	121,657	33,086	
대 구	866,464	115,879	564,919	92,972	92,694	
0-14	153,255	72,757	73,188	251	7,059	
15-64	495,666	41,140	358,974	26,236	69,316	
65+	217,543	1,982	132,757	66,485	16,319	
인 천	1,090,555	169,886	701,769	90,910	127,990	
0-14	227,056	106,436	107,440	296	12,884	
15-64	637,836	61,481	453,220	28,024	95,111	
65+	225,663	1,969	141,109	62,590	19,995	
광 주	534,245	81,133	352,973	50,449	49,690	
0-14	118,190	59,060	53,451	189	5,490	
15-64	296,009	21,229	224,068	13,631	37,081	
65+	120,046	844	75,454	36,629	7,119	
대 전	617,733	110,268	395,859	46,988	64,618	
0-14	151,576	78,094	66,880	198	6,404	
15-64	339,058	30,922	247,409	13,361	47,366	
65+	127,099	1,252	81,570	33,429	10,848	
울 산	432,860	54,857	291,989	41,713	44,301	
0-14	84,836	37,398	44,112	80	3,246	
15-64	252,524	16,648	189,243	12,724	33,909	
65+	95,500	811	58,634	28,909	7,146	
경 기	4,970,032	798,879	3,312,816	332,060	526,277	
0-14	1,050,875	500,826	503,711	1,007	45,331	
15-64	2,997,726	289,560	2,201,438	103,206	403,522	
65+	921,431	8,493	607,667	227,847	77,424	
강 원	549,196	78,323	358,540	65,394	46,939	
0-14	91,127	48,891	38,444	143	3,649	
15-64	296,240	28,301	217,844	15,699	34,396	
65+	161,829	1,131	102,252	49,552	8,894	
충 북	572,983	85,313	383,028	59,384	45,258	
0-14	107,331	57,043	45,758	165	4,365	
15-64	314,472	27,379	237,650	15,192	34,251	
65+	151,180	891	99,620	44,027	6,642	
충 남	810,081	114,014	558,543	81,947	55,577	
0-14	141,173	72,023	63,203	241	5,706	
15-64	453,947	40,738	350,636	19,785	42,788	
65+	214,961	1,253	144,704	61,921	7,083	
전 북	605,640	72,057	404,639	84,796	44,148	
0-14	95,678	45,251	45,942	153	4,332	
15-64	312,236	25,691	237,690	16,470	32,385	
65+	197,726	1,115	121,007	68,173	7,431	
전 남	605,656	53,405	405,120	110,621	36,510	
0-14	72,937	32,574	37,232	125	3,006	
15-64	301,950	20,160	235,921	18,460	27,409	
65+	230,769	671	131,967	92,036	6,095	
경 북	980,854	118,552	664,694	134,820	62,788	
0-14	160,802	75,664	78,986	273	5,879	
15-64	512,474	41,338	395,773	28,118	47,245	
65+	307,578	1,550	189,935	106,429	9,664	
경 남	1,236,801	154,952	821,898	155,854	104,097	
0-14	204,706	95,499	100,259	336	8,612	
15-64	698,805	57,358	522,828	37,700	80,919	
65+	333,290	2,095	198,811	117,818	14,566	
세 주	215,063	28,854	136,272	25,875	24,062	
0-14	34,379	16,639	15,637	58	2,045	
15-64	122,347	11,778	87,175	5,504	17,890	
65+	58,337	437	33,460	20,313	4,127	

12. 시도, 가구주의 성, 연령 및 혼인상태별 가구(계속)

Households by Household Head's Sex, Age and Marital Status for Provinces(Cont'd)

단위 : 가구

Unit : Household

[2023년]

합계 Both sexes	혼인상태별 가구 By marital status						
	계 Total	미혼 Single	유배우 Married	사별 Widowed	이혼 Divorced		
전 국	19,390,772	3,035,417	12,568,834	1,862,496			1,924,025
0~14	3,635,227	1,857,398	1,617,710	4,159			155,960
15~64	10,893,355	1,133,757	7,894,460	450,368			1,414,770
65+	4,862,190	44,262	3,056,664	1,407,969			353,295
서 울	3,926,936	795,540	2,386,204	324,159			421,033
0~14	798,056	477,365	289,143	648			30,900
15~64	2,195,124	306,282	1,514,197	72,826			301,819
65+	933,756	11,893	582,864	250,685			88,314
부 산	1,268,371	162,434	791,917	161,471			152,549
0~14	182,334	85,580	85,826	308			10,620
15~64	689,808	72,707	474,881	36,678			105,542
65+	396,229	4,147	231,210	124,485			36,387
대 구	866,726	117,182	562,627	93,164			93,753
0~14	149,982	71,838	71,198	220			6,726
15~64	489,341	43,112	352,178	25,102			68,949
65+	227,403	2,232	139,251	67,842			18,078
인 천	1,102,643	173,897	705,728	92,335			130,683
0~14	224,134	106,320	105,013	271			12,530
15~64	636,469	65,267	448,850	27,004			95,348
65+	242,040	2,310	151,865	65,060			22,805
광 주	536,201	81,978	353,039	50,773			50,411
0~14	115,096	58,495	51,195	171			5,235
15~64	295,183	22,523	222,333	13,087			37,240
65+	125,922	960	79,511	37,515			7,936
대 전	623,434	112,072	397,699	47,550			66,113
0~14	148,437	77,496	64,612	176			6,153
15~64	340,132	33,138	246,411	12,827			47,756
65+	134,865	1,438	86,676	34,547			12,204
울 산	437,731	56,175	293,615	42,778			45,163
0~14	84,839	37,662	43,916	73			3,188
15~64	250,197	17,561	186,445	12,315			33,876
65+	102,695	952	63,254	30,390			8,099
경 기	5,046,481	822,046	3,345,870	337,391			541,174
0~14	1,040,761	503,767	492,098	913			43,983
15~64	3,016,471	308,324	2,198,608	100,602			408,937
65+	989,249	9,955	655,164	235,876			88,254
강 원	547,904	78,902	356,830	64,879			47,293
0~14	88,784	48,067	37,071	131			3,515
15~64	291,003	29,558	212,670	14,834			33,941
65+	168,117	1,277	107,089	49,914			9,837
충 북	574,650	85,994	383,760	59,107			45,789
0~14	104,705	56,145	44,219	149			4,192
15~64	311,945	28,823	234,472	14,497			34,153
65+	158,000	1,026	105,069	44,461			7,444
충 남	816,215	116,072	562,350	81,307			56,486
0~14	138,024	71,450	60,863	219			5,492
15~64	455,038	43,182	349,706	19,043			43,107
65+	223,153	1,440	151,781	62,045			7,887
전 북	603,029	72,683	402,435	83,642			44,269
0~14	93,938	44,618	44,935	142			4,243
15~64	306,952	26,813	232,638	15,570			31,931
65+	202,139	1,252	124,862	67,930			8,095
전 남	600,607	53,903	401,626	108,586			36,492
0~14	72,735	32,482	37,124	119			3,010
15~64	294,360	20,675	229,352	17,487			26,846
65+	233,512	746	135,150	90,980			6,636
경 북	979,097	119,108	663,430	133,407			63,152
0~14	156,393	74,022	76,413	253			5,705
15~64	506,743	43,346	389,715	26,811			46,871
65+	315,961	1,740	197,302	106,343			10,576
경 남	1,244,297	157,997	825,032	156,059			105,209
0~14	203,014	95,490	98,743	311			8,470
15~64	692,746	60,112	515,724	36,356			80,554
65+	348,537	2,395	210,565	119,392			16,185
제 주	216,450	29,434	136,672	25,888			24,456
0~14	33,995	16,601	15,341	55			1,998
15~64	121,843	12,334	86,280	5,329			17,900
65+	60,612	499	35,051	20,504			4,558

12. 시도, 가구주의 성, 연령 및 혼인상태별 가구(계속)

Households by Household Head's Sex, Age and Marital Status for Provinces(Cont'd)

단위 : 가구

Unit : Household

[2024년]

합계 Both sexes	혼인상태별 가구 By marital status						
	계 Total	미혼 Single	유배우 Married	사별 Widowed	이혼 Divorced		
전국	19,497,903	3,082,071	12,592,319	1,869,131	1,954,382		
0~14	3,582,993	1,841,797	1,585,897	3,815	151,484		
15~64	10,816,448	1,190,064	7,785,410	429,785	1,411,189		
65+	5,098,462	50,210	3,221,012	1,435,531	391,709		
서울	3,934,793	803,160	2,378,210	326,147	427,276		
0~14	775,696	468,922	276,998	569	29,207		
15~64	2,186,999	321,018	1,495,222	69,145	301,614		
65+	972,098	13,220	605,990	256,433	96,455		
부산	1,266,662	164,305	786,576	161,976	153,805		
0~14	177,049	83,815	82,801	277	10,156		
15~64	677,191	75,883	463,118	34,313	103,877		
65+	412,422	4,607	240,657	127,386	39,772		
대구	866,591	118,290	560,268	93,398	94,635		
0~14	147,965	70,961	70,274	202	6,528		
15~64	480,440	44,815	343,660	23,852	68,113		
65+	238,186	2,514	146,334	69,344	19,994		
인천	1,114,152	177,588	709,603	93,829	133,132		
0~14	222,380	106,154	103,641	253	12,332		
15~64	632,378	68,749	442,742	25,877	95,010		
65+	259,394	2,685	163,220	67,699	25,790		
광주	537,941	82,642	353,124	51,149	51,026		
0~14	112,773	57,815	49,774	155	5,029		
15~64	292,868	23,729	219,463	12,491	37,185		
65+	132,300	1,098	83,887	38,503	8,812		
대전	628,821	113,650	399,487	48,174	67,510		
0~14	146,057	76,755	63,193	160	5,949		
15~64	339,875	35,248	244,405	12,291	47,931		
65+	142,889	1,647	91,889	35,723	13,630		
울산	442,378	57,330	295,221	43,881	45,946		
0~14	85,160	37,808	44,092	69	3,191		
15~64	246,965	18,422	183,079	11,830	33,634		
65+	110,253	1,100	68,050	31,982	9,121		
경기	5,120,326	843,689	3,378,561	342,986	555,090		
0~14	1,038,679	506,558	488,008	845	43,268		
15~64	3,020,073	325,544	2,184,940	97,626	411,963		
65+	1,061,574	11,587	705,613	244,515	99,859		
강원	546,391	79,305	355,124	64,393	47,569		
0~14	86,616	47,094	36,010	120	3,392		
15~64	285,294	30,775	207,178	13,974	33,367		
65+	174,481	1,436	111,936	50,299	10,810		
충북	576,022	86,489	384,488	58,906	46,139		
0~14	102,455	55,124	43,159	136	4,036		
15~64	308,596	30,197	230,674	13,818	33,907		
65+	164,971	1,168	110,655	44,952	8,196		
충남	822,086	118,006	566,090	80,751	57,239		
0~14	135,514	70,802	59,213	204	5,295		
15~64	454,653	45,559	347,592	18,253	43,249		
65+	231,919	1,645	159,285	62,294	8,695		
전북	600,258	73,171	400,191	82,566	44,330		
0~14	92,415	43,852	44,246	134	4,183		
15~64	301,055	27,920	227,125	14,643	31,367		
65+	206,788	1,399	128,820	67,789	8,780		
전남	595,537	54,280	398,182	106,629	36,446		
0~14	72,073	32,172	36,790	112	2,999		
15~64	286,239	21,277	222,379	16,414	26,169		
65+	237,225	831	139,013	90,103	7,278		
경북	976,958	119,489	662,049	132,085	63,335		
0~14	152,516	72,249	74,485	236	5,546		
15~64	499,229	45,279	382,297	25,382	46,271		
65+	325,213	1,961	205,267	106,467	11,518		
경남	1,251,303	160,719	828,115	156,367	106,102		
0~14	201,949	95,204	98,032	295	8,418		
15~64	683,717	62,767	506,480	34,748	79,722		
65+	365,637	2,748	223,603	121,324	17,962		
제주	217,684	29,958	137,030	25,894	24,802		
0~14	33,696	16,512	15,181	48	1,955		
15~64	120,876	12,882	85,056	5,128	17,810		
65+	63,112	564	36,793	20,718	5,037		

12. 시도, 가구주의 성, 연령 및 혼인상태별 가구(계속)

Households by Household Head's Sex, Age and Marital Status for Provinces(Cont'd)

단위 : 가구

[2025년]

Unit : Household

합계 Both sexes	혼인상태별 가구 By marital status					
	계 Total	미혼 Single	유배우 Married	사별 Widowed	이혼 Divorced	
전국	19,593,767	3,122,917	12,612,651	1,876,963	1,981,236	
0-14	3,546,857	1,824,415	1,570,094	3,564	148,784	
15-64	10,707,955	1,241,745	7,656,042	408,923	1,401,245	
65+	5,338,955	56,757	3,386,515	1,464,476	431,207	
서울	3,939,436	809,269	2,369,349	328,180	432,638	
0-14	756,768	460,461	267,915	508	27,884	
15-64	2,172,814	334,110	1,473,190	65,450	300,064	
65+	1,009,854	14,698	628,244	262,222	104,690	
부산	1,264,126	165,988	780,992	162,425	154,721	
0-14	173,303	82,288	80,908	255	9,852	
15-64	662,987	78,606	450,644	31,969	101,768	
65+	427,836	5,094	249,440	130,201	43,101	
대구	866,050	119,182	557,851	93,674	95,343	
0-14	146,529	70,031	69,878	189	6,431	
15-64	470,787	46,341	334,841	22,604	67,001	
65+	248,734	2,810	153,132	70,881	21,911	
인천	1,124,941	180,947	713,222	95,389	135,383	
0-14	221,395	105,868	103,040	240	12,247	
15-64	626,425	71,994	435,443	24,727	94,261	
65+	277,121	3,085	174,739	70,422	28,875	
광주	539,361	83,106	353,182	51,550	51,523	
0-14	111,351	57,098	49,217	142	4,894	
15-64	289,239	24,758	215,673	11,890	36,918	
65+	138,771	1,250	88,292	39,518	9,711	
대전	633,866	114,979	401,258	48,833	68,796	
0-14	143,781	75,795	62,084	147	5,755	
15-64	338,910	37,313	241,957	11,721	47,919	
65+	151,175	1,871	97,217	36,965	15,122	
울산	446,751	58,388	296,735	45,000	46,628	
0-14	86,179	37,954	44,878	68	3,279	
15-64	242,484	19,156	178,862	11,295	33,171	
65+	118,088	1,278	72,995	33,637	10,178	
경기	5,191,055	863,876	3,410,187	348,899	568,093	
0-14	1,042,076	508,789	489,446	799	43,042	
15-64	3,011,470	341,642	2,162,637	94,344	412,847	
65+	1,137,509	13,445	758,104	253,756	112,204	
강원	544,530	79,509	353,314	63,931	47,776	
0-14	84,395	45,901	35,099	110	3,285	
15-64	279,457	31,988	201,648	13,104	32,717	
65+	180,678	1,620	116,567	50,717	11,774	
충북	577,124	86,798	385,130	58,765	46,431	
0-14	100,357	53,945	42,382	125	3,905	
15-64	304,749	31,531	226,490	13,159	33,569	
65+	172,018	1,322	116,258	45,481	8,957	
충남	827,742	119,717	569,765	80,361	57,899	
0-14	133,012	69,932	57,782	187	5,111	
15-64	453,631	47,925	344,966	17,481	43,259	
65+	241,099	1,860	167,017	62,693	9,529	
전북	597,398	73,509	397,962	81,597	44,330	
0-14	91,257	42,998	43,964	127	4,168	
15-64	294,222	28,956	220,895	13,725	30,646	
65+	211,919	1,555	133,103	67,745	9,516	
전남	590,303	54,491	394,744	104,742	36,326	
0-14	71,986	31,837	36,980	112	3,057	
15-64	277,539	21,739	215,025	15,377	25,398	
65+	240,778	915	142,739	89,253	7,871	
경북	974,538	119,649	660,540	130,902	63,447	
0-14	148,790	70,277	72,870	224	5,419	
15-64	490,785	47,180	374,071	23,999	45,535	
65+	334,963	2,192	213,599	106,679	12,493	
경남	1,257,735	163,078	831,025	156,818	106,814	
0-14	202,028	94,819	98,417	285	8,507	
15-64	672,952	65,135	496,124	33,151	78,542	
65+	382,755	3,124	236,484	123,382	19,765	
제주	218,811	30,431	137,395	25,897	25,088	
0-14	33,650	16,422	15,234	46	1,948	
15-64	119,504	13,371	83,576	4,927	17,630	
65+	65,657	638	38,585	20,924	5,510	

12. 시도, 가구주의 성, 연령 및 혼인상태별 가구(계속)

Households by Household Head's Sex, Age and Marital Status for Provinces(Cont'd)

단위 : 가구

[2026년]

Unit : Household

합계 Both sexes	혼인상태별 가구 By marital status					
	계 Total	미혼 Single	유배우 Married	사별 Widowed	이혼 Divorced	
전국	19,676,345	3,158,518	12,628,041	1,885,082	2,004,704	
0~14	3,508,601	1,801,883	1,556,698	3,387	146,633	
15~64	10,591,928	1,292,605	7,523,223	388,699	1,387,401	
65+	5,575,816	64,030	3,548,120	1,492,996	470,670	
서울	3,940,667	814,073	2,359,352	330,078	437,164	
0~14	738,298	451,369	259,717	459	26,753	
15~64	2,158,087	346,459	1,451,468	62,212	297,948	
65+	1,044,282	16,245	648,167	267,407	112,463	
부산	1,260,711	167,461	775,050	162,804	155,396	
0~14	169,108	80,475	78,849	238	9,546	
15~64	649,934	81,390	439,112	29,828	99,604	
65+	441,669	5,596	257,089	132,738	46,246	
대구	864,976	119,923	555,173	93,973	95,907	
0~14	144,433	68,781	69,139	181	6,332	
15~64	461,126	47,981	326,103	21,340	65,702	
65+	259,417	3,161	159,931	72,452	23,873	
인천	1,134,912	183,972	716,523	96,985	137,432	
0~14	220,666	105,371	102,820	233	12,242	
15~64	619,127	75,058	427,399	23,530	93,140	
65+	295,119	3,543	186,304	73,222	32,050	
광주	540,514	83,451	353,159	51,945	51,959	
0~14	109,798	56,215	48,679	133	4,771	
15~64	285,797	25,823	212,024	11,369	36,581	
65+	144,919	1,413	92,456	40,443	10,607	
대전	638,506	116,166	402,887	49,497	69,956	
0~14	140,374	74,442	60,291	133	5,508	
15~64	339,027	39,605	240,367	11,188	47,867	
65+	159,105	2,119	102,229	38,176	16,581	
울산	450,750	59,264	298,111	46,152	47,223	
0~14	87,524	38,001	46,041	69	3,413	
15~64	237,122	19,783	174,045	10,759	32,535	
65+	126,104	1,480	78,025	35,324	11,275	
경기	5,257,980	882,616	3,440,239	354,930	580,195	
0~14	1,046,261	509,710	492,719	763	43,069	
15~64	2,997,630	357,384	2,137,208	90,900	412,138	
65+	1,214,089	15,522	810,312	263,267	124,988	
강원	542,314	79,536	351,434	63,502	47,842	
0~14	81,858	44,481	34,099	103	3,175	
15~64	273,595	33,228	196,110	12,279	31,978	
65+	186,861	1,827	121,225	51,120	12,689	
충북	577,925	86,999	385,662	58,678	46,586	
0~14	97,432	52,479	41,078	118	3,757	
15~64	300,715	33,012	222,121	12,464	33,118	
65+	179,778	1,508	122,463	46,096	9,711	
충남	832,939	121,242	573,256	80,008	58,433	
0~14	129,711	68,633	56,042	171	4,865	
15~64	452,408	50,488	342,021	16,722	43,177	
65+	250,820	2,121	175,193	63,115	10,391	
전북	594,274	73,680	395,672	80,633	44,289	
0~14	89,955	41,966	43,713	124	4,152	
15~64	287,558	29,983	214,814	12,868	29,893	
65+	216,761	1,731	137,145	67,641	10,244	
전남	584,933	54,572	391,338	102,841	36,182	
0~14	72,432	31,476	37,679	117	3,160	
15~64	268,306	22,074	207,297	14,386	24,549	
65+	244,195	1,022	146,362	88,338	8,473	
경북	971,592	119,598	658,753	129,794	63,447	
0~14	144,442	67,964	71,017	212	5,249	
15~64	482,579	49,174	366,045	22,630	44,730	
65+	344,571	2,460	221,691	106,952	13,468	
경남	1,263,483	165,106	833,673	157,361	107,343	
0~14	202,568	94,196	99,408	288	8,676	
15~64	661,146	67,355	485,175	31,528	77,088	
65+	399,769	3,555	249,090	125,545	21,579	
제주	219,869	30,859	137,759	25,901	25,350	
0~14	33,741	16,324	15,407	45	1,965	
15~64	117,771	13,808	81,914	4,696	17,353	
65+	68,357	727	40,438	21,160	6,032	

12. 시도, 가구주의 성, 연령 및 혼인상태별 가구(계속)

Households by Household Head's Sex, Age and Marital Status for Provinces(Cont'd)

단위 : 가구

Unit : Household

[2027년]

합계 Both sexes	혼인상태별 가구 By marital status					
	계 Total	미혼 Single	유배우 Married	사별 Widowed	이혼 Divorced	
전국	19,745,090	3,189,547	12,637,075	1,893,435	2,025,033	
0~14	3,478,702	1,777,823	1,551,776	3,247	145,856	
15~64	10,462,045	1,340,167	7,381,124	370,068	1,370,686	
65+	5,804,343	71,557	3,704,175	1,520,120	508,491	
서울	3,938,271	817,755	2,347,849	331,830	440,837	
0~14	726,254	443,808	255,780	430	26,236	
15~64	2,136,096	356,131	1,425,492	59,451	295,022	
65+	1,075,921	17,816	666,577	271,949	119,579	
부산	1,256,288	168,729	768,695	163,081	155,783	
0~14	165,878	78,784	77,510	225	9,359	
15~64	636,204	83,856	427,106	27,915	97,327	
65+	454,206	6,089	264,079	134,941	49,097	
대구	863,324	120,522	552,248	94,262	96,292	
0~14	142,410	67,402	68,535	173	6,300	
15~64	451,211	49,589	317,213	20,152	64,257	
65+	269,703	3,531	166,500	73,937	25,735	
인천	1,143,952	186,721	719,365	98,614	139,252	
0~14	219,875	104,582	102,773	227	12,293	
15~64	611,357	78,121	419,098	22,330	91,808	
65+	312,720	4,018	197,494	76,057	35,151	
광주	541,384	83,602	353,098	52,362	52,322	
0~14	108,747	55,322	48,558	129	4,738	
15~64	281,711	26,699	208,043	10,883	36,086	
65+	150,926	1,581	96,497	41,350	11,498	
대전	642,751	117,274	404,322	50,146	71,009	
0~14	138,466	73,352	59,572	127	5,415	
15~64	337,420	41,545	237,647	10,653	47,575	
65+	166,865	2,377	107,103	39,366	18,019	
울산	454,300	60,013	299,283	47,296	47,708	
0~14	87,747	37,666	46,527	68	3,486	
15~64	232,517	20,647	169,750	10,223	31,897	
65+	134,036	1,700	83,006	37,005	12,325	
경기	5,320,872	900,083	3,468,277	361,129	591,383	
0~14	1,048,489	508,623	495,924	737	43,205	
15~64	2,982,439	373,715	2,110,412	87,685	410,627	
65+	1,289,944	17,745	861,941	272,707	137,551	
강원	539,734	79,407	349,377	63,083	47,867	
0~14	80,159	43,188	33,742	101	3,128	
15~64	266,894	34,188	190,055	11,501	31,150	
65+	192,681	2,031	125,580	51,481	13,589	
충북	578,491	87,104	386,035	58,621	46,731	
0~14	95,536	51,177	40,548	112	3,699	
15~64	296,216	34,224	217,554	11,848	32,590	
65+	186,739	1,703	127,933	46,661	10,442	
충남	837,754	122,621	576,574	79,693	58,866	
0~14	127,622	67,455	55,265	161	4,741	
15~64	450,047	52,776	338,304	16,036	42,931	
65+	260,085	2,390	183,005	63,496	11,194	
전북	590,894	73,722	393,277	79,691	44,204	
0~14	88,760	40,845	43,626	121	4,168	
15~64	280,932	30,969	208,776	12,077	29,110	
65+	221,202	1,908	140,875	67,493	10,926	
전남	579,462	54,502	387,943	100,999	36,018	
0~14	72,560	30,917	38,284	118	3,241	
15~64	259,422	22,460	199,716	13,498	23,748	
65+	247,480	1,125	149,943	87,383	9,029	
경북	968,223	119,386	656,690	128,745	63,402	
0~14	140,541	65,574	69,674	194	5,099	
15~64	473,698	51,081	357,400	21,337	43,880	
65+	353,984	2,731	229,616	107,214	14,423	
경남	1,268,602	166,862	835,985	157,974	107,781	
0~14	201,853	92,959	99,853	279	8,762	
15~64	649,901	69,904	474,379	29,993	75,625	
65+	416,848	3,999	261,753	127,702	23,394	
제주	220,788	31,244	138,057	25,909	25,578	
0~14	33,805	16,169	15,605	45	1,986	
15~64	115,980	14,262	80,179	4,486	17,053	
65+	71,003	813	42,273	21,378	6,539	

12. 시도, 가구주의 성, 연령 및 혼인상태별 가구(계속)

Households by Household Head's Sex, Age and Marital Status for Provinces(Cont'd)

단위 : 가구

[2028년]

Unit : Household

합계 Both sexes	혼인상태별 가구 By marital status				
	계 Total	미혼 Single	유배우 Married	사별 Widowed	이혼 Divorced
전 국	19,800,362	3,216,704	12,638,584	1,903,024	2,042,050
0~14	3,448,094	1,751,191	1,547,970	3,153	145,780
15~64	10,331,294	1,386,128	7,239,387	353,395	1,352,384
65+	6,020,974	79,385	3,851,227	1,546,476	543,886
서 울	3,932,284	820,481	2,334,604	333,519	443,680
0~14	715,434	436,220	252,862	410	25,942
15~64	2,111,192	364,811	1,397,846	56,972	291,563
65+	1,105,658	19,450	683,896	276,137	126,175
부 산	1,251,045	169,855	761,940	163,329	155,921
0~14	162,812	77,087	76,272	218	9,235
15~64	623,321	86,208	415,796	26,236	95,081
65+	464,912	6,560	269,872	136,875	51,605
대 구	861,045	120,974	548,994	94,559	96,518
0~14	140,347	65,961	67,905	168	6,313
15~64	441,822	51,107	308,831	19,090	62,794
65+	278,876	3,906	172,258	75,301	27,411
인 천	1,152,032	189,186	721,670	100,286	140,890
0~14	218,286	103,350	102,407	222	12,307
15~64	604,459	81,322	411,376	21,245	90,516
65+	329,287	4,514	207,887	78,819	38,067
광 주	541,989	83,668	352,871	52,789	52,661
0~14	108,046	54,438	48,726	124	4,758
15~64	277,207	27,479	203,759	10,442	35,527
65+	156,736	1,751	100,386	42,223	12,376
대 전	646,635	118,310	405,559	50,838	71,928
0~14	137,441	72,413	59,477	124	5,427
15~64	335,315	43,255	234,621	10,233	47,206
65+	173,879	2,642	111,461	40,481	19,295
울 산	457,369	60,571	300,187	48,476	48,135
0~14	87,166	37,030	46,545	69	3,522
15~64	228,648	21,613	165,995	9,744	31,296
65+	141,555	1,928	87,647	38,663	13,317
경 기	5,378,910	916,240	3,493,785	367,551	601,334
0~14	1,049,358	506,160	498,976	716	43,506
15~64	2,964,602	389,931	2,081,904	84,586	408,181
65+	1,364,950	20,149	912,905	282,249	149,647
강 원	537,007	79,202	347,209	62,730	47,866
0~14	78,654	41,921	33,529	98	3,106
15~64	260,544	35,072	184,276	10,843	30,353
65+	197,809	2,209	129,404	51,789	14,407
충 북	578,957	87,154	386,271	58,690	46,842
0~14	94,153	49,995	40,359	108	3,691
15~64	291,323	35,264	212,772	11,290	31,997
65+	193,481	1,895	133,140	47,292	11,154
충 남	842,386	123,942	579,666	79,537	59,241
0~14	126,383	66,441	55,073	155	4,714
15~64	447,237	54,835	334,384	15,443	42,575
65+	268,766	2,666	190,209	63,939	11,952
전 북	587,517	73,678	390,869	78,863	44,107
0~14	87,218	39,562	43,383	119	4,154
15~64	275,120	32,034	203,278	11,408	28,400
65+	225,179	2,082	144,208	67,336	11,553
전 남	574,003	54,357	384,537	99,279	35,830
0~14	71,782	30,089	38,319	116	3,258
15~64	251,476	23,029	192,754	12,697	22,996
65+	250,745	1,239	153,464	86,466	9,576
경 북	964,483	119,042	654,293	127,883	63,265
0~14	136,619	63,175	68,251	185	5,008
15~64	465,373	52,860	349,328	20,209	42,976
65+	362,491	3,007	236,714	107,489	15,281
경 남	1,273,091	168,436	837,833	158,763	108,059
0~14	200,522	91,367	100,059	276	8,820
15~64	639,646	72,604	464,182	28,661	74,199
65+	432,923	4,465	273,592	129,826	25,040
제 주	221,609	31,608	138,296	25,932	25,773
0~14	33,873	15,982	15,827	45	2,019
15~64	114,009	14,704	78,285	4,296	16,724
65+	73,727	922	44,184	21,591	7,030

12. 시도, 가구주의 성, 연령 및 혼인상태별 가구(계속)

Households by Household Head's Sex, Age and Marital Status for Provinces(Cont'd)

단위 : 가구

Unit : Household

[2029년]

합계 Both sexes	혼인상태별 가구 By marital status					
	계 Total	미혼 Single	유배우 Married	사별 Widowed	이혼 Divorced	
전국	19,842,705	3,240,978	12,631,720	1,914,278	2,055,729	
0~14	3,406,047	1,720,138	1,537,157	3,069	145,683	
15~64	10,213,957	1,433,011	7,108,834	338,586	1,333,526	
65+	6,222,701	87,829	3,985,729	1,572,623	576,520	
서울	3,923,326	822,525	2,319,743	335,277	445,781	
0~14	704,222	428,297	249,737	394	25,794	
15~64	2,086,648	373,017	1,370,944	54,849	287,838	
65+	1,132,456	21,211	699,062	280,034	132,149	
부산	1,245,048	170,839	754,786	163,597	155,826	
0~14	158,719	75,024	74,428	210	9,057	
15~64	613,263	88,790	406,491	24,890	93,092	
65+	473,066	7,025	273,867	138,497	53,677	
대구	858,399	121,330	545,482	94,918	96,669	
0~14	137,444	64,204	66,787	166	6,287	
15~64	433,697	52,812	301,332	18,158	61,395	
65+	287,258	4,314	177,363	76,594	28,987	
인천	1,159,154	191,455	723,393	102,009	142,297	
0~14	215,623	101,673	101,451	216	12,283	
15~64	598,781	84,743	404,580	20,231	89,227	
65+	344,750	5,039	217,362	81,562	40,787	
광주	542,286	83,678	352,444	53,249	52,915	
0~14	107,380	53,529	48,933	121	4,797	
15~64	273,053	28,216	199,813	10,070	34,954	
65+	161,853	1,933	103,698	43,058	13,164	
대전	650,269	119,360	406,554	51,572	72,783	
0~14	136,393	71,449	59,355	123	5,466	
15~64	333,196	44,986	231,541	9,859	46,810	
65+	180,680	2,925	115,658	41,590	20,507	
울산	459,950	61,025	300,875	49,637	48,413	
0~14	85,667	36,123	45,956	65	3,523	
15~64	225,585	22,728	162,860	9,290	30,707	
65+	148,698	2,174	92,059	40,282	14,183	
경기	5,432,174	931,155	3,516,434	374,355	610,230	
0~14	1,046,362	501,916	499,903	701	43,842	
15~64	2,948,190	406,462	2,054,932	81,680	405,116	
65+	1,437,622	22,777	961,599	291,974	161,272	
강원	534,132	79,010	344,848	62,478	47,796	
0~14	76,998	40,625	33,186	97	3,090	
15~64	254,606	35,947	178,841	10,259	29,559	
65+	202,528	2,438	132,821	52,122	15,147	
충북	579,099	87,175	386,237	58,872	46,815	
0~14	92,684	48,809	40,072	107	3,696	
15~64	286,352	36,264	207,975	10,771	31,342	
65+	200,063	2,102	138,190	47,994	11,777	
충남	846,650	125,150	582,486	79,523	59,491	
0~14	124,948	65,371	54,727	150	4,700	
15~64	444,159	56,806	330,339	14,875	42,139	
65+	277,543	2,973	197,420	64,498	12,652	
전북	584,036	73,644	388,294	78,174	43,924	
0~14	85,161	38,178	42,755	117	4,111	
15~64	269,889	33,189	198,198	10,795	27,707	
65+	228,986	2,277	147,341	67,262	12,106	
전남	568,482	54,150	380,999	97,724	35,609	
0~14	70,589	29,131	38,100	109	3,249	
15~64	244,567	23,660	186,599	12,008	22,300	
65+	253,326	1,359	156,300	85,607	10,060	
경북	960,506	118,712	651,527	127,230	63,037	
0~14	132,058	60,681	66,298	179	4,900	
15~64	458,223	54,731	342,171	19,210	42,111	
65+	370,225	3,300	243,058	107,841	16,026	
경남	1,276,885	169,825	839,153	159,702	108,205	
0~14	198,031	89,393	99,520	271	8,847	
15~64	631,613	75,487	455,739	27,536	72,851	
65+	447,241	4,945	283,894	131,895	26,507	
제주	222,309	31,945	138,465	25,961	25,938	
0~14	33,768	15,735	15,949	43	2,041	
15~64	112,135	15,173	76,479	4,105	16,378	
65+	76,406	1,037	46,037	21,813	7,519	

12. 시도, 가구주의 성, 연령 및 혼인상태별 가구(계속)

Households by Household Head's Sex, Age and Marital Status for Provinces(Cont'd)

단위 : 가구

[2030년]

Unit : Household

합계 Both sexes	혼인상태별 가구 By marital status						
	계 Total	미혼 Single	유배우 Married	사별 Widowed	이혼 Divorced		
전국	19,871,144	3,263,248	12,614,805	1,926,686			2,066,405
0~14	3,348,586	1,683,896	1,516,546	2,982			145,162
15~64	10,111,893	1,482,755	6,988,977	325,218			1,314,943
65+	6,410,665	96,597	4,109,282	1,598,486			606,300
서울	3,911,346	824,180	2,302,971	337,059			447,136
0~14	689,797	419,093	244,780	382			25,542
15~64	2,065,003	382,019	1,345,933	53,005			284,046
65+	1,156,546	23,068	712,258	283,672			137,548
부산	1,238,031	171,698	747,105	163,775			155,453
0~14	154,234	72,815	72,330	198			8,891
15~64	604,339	91,408	398,001	23,738			91,192
65+	479,458	7,475	276,774	139,839			55,370
대구	855,157	121,650	541,607	95,252			96,648
0~14	133,978	62,296	65,286	162			6,234
15~64	426,468	54,633	294,467	17,333			60,035
65+	294,711	4,721	181,854	77,757			30,379
인천	1,165,200	193,533	724,441	103,779			143,447
0~14	211,338	99,415	99,534	208			12,181
15~64	594,720	88,542	398,846	19,315			88,017
65+	359,142	5,576	226,061	84,256			43,249
광주	542,288	83,668	351,795	53,724			53,101
0~14	106,104	52,461	48,698	119			4,826
15~64	269,095	29,080	195,957	9,700			34,358
65+	167,089	2,127	107,140	43,905			13,917
대전	653,570	120,419	407,281	52,319			73,551
0~14	134,661	70,312	58,760	119			5,470
15~64	331,808	46,883	228,942	9,525			46,458
65+	187,101	3,224	119,579	42,675			21,623
울산	462,104	61,363	301,251	50,847			48,643
0~14	83,721	35,073	45,074	64			3,510
15~64	222,786	23,858	159,941	8,859			30,128
65+	155,597	2,432	96,236	41,924			15,005
경기	5,480,484	945,121	3,535,695	381,538			618,130
0~14	1,037,519	495,550	497,286	686			43,997
15~64	2,936,883	424,061	2,031,748	79,062			402,012
65+	1,506,082	25,510	1,006,661	301,790			172,121
강원	531,033	78,842	342,278	62,298			47,615
0~14	75,237	39,335	32,741	92			3,069
15~64	249,612	36,847	174,171	9,761			28,833
65+	206,184	2,660	135,366	52,445			15,713
충북	578,927	87,181	385,931	59,109			46,706
0~14	90,877	47,548	39,535	104			3,690
15~64	281,870	37,316	203,520	10,306			30,728
65+	206,180	2,317	142,876	48,699			12,288
충남	850,636	126,371	584,927	79,641			59,697
0~14	123,676	64,353	54,459	146			4,718
15~64	440,604	58,713	325,912	14,351			41,628
65+	286,356	3,305	204,556	65,144			13,351
전북	580,404	73,609	385,525	77,553			43,717
0~14	83,080	36,811	42,068	113			4,088
15~64	264,847	34,313	193,282	10,216			27,036
65+	232,477	2,485	150,175	67,224			12,593
전남	562,865	53,919	377,240	96,272			35,434
0~14	69,131	28,107	37,670	109			3,245
15~64	237,539	24,316	180,282	11,319			21,622
65+	256,195	1,496	159,288	84,844			10,567
경북	956,298	118,338	648,409	126,733			62,818
0~14	127,434	58,221	64,233	173			4,807
15~64	451,470	56,513	335,378	18,303			41,276
65+	377,394	3,604	248,798	108,257			16,735
경남	1,279,878	171,107	839,799	160,732			108,240
0~14	194,263	87,053	98,118	263			8,829
15~64	624,423	78,607	447,814	26,484			71,518
65+	461,192	5,447	293,867	133,985			27,893
제주	222,923	32,249	138,550	26,055			26,069
0~14	33,536	15,453	15,974	44			2,065
15~64	110,426	15,646	74,783	3,941			16,056
65+	78,961	1,150	47,793	22,070			7,948

12. 시도, 가구주의 성, 연령 및 혼인상태별 가구(계속)

Households by Household Head's Sex, Age and Marital Status for Provinces(Cont'd)

단위 : 가구

Unit : Household

[2000년]

남자 Male	혼인상태별 가구 By marital status					
	계 Total	미혼 Single	유배우 Married	사별 Widowed	이혼 Divorced	
전국	11,824,237	885,876	10,468,894	224,582	244,885	
0~14	4,563,657	795,235	3,707,472	7,504	53,446	
15~64	6,188,215	88,919	5,795,830	118,996	184,470	
65+	1,072,365	1,722	965,592	98,082	6,969	
서울	2,514,787	247,584	2,172,888	39,174	55,141	
0~14	969,052	224,044	732,247	1,326	11,435	
15~64	1,376,155	23,092	1,287,905	23,209	41,949	
65+	169,580	448	152,736	14,639	1,757	
부산	915,483	53,968	818,560	17,856	25,099	
0~14	298,943	45,894	248,066	539	4,444	
15~64	547,522	7,938	508,712	10,846	20,026	
65+	69,018	136	61,782	6,471	629	
대구	623,712	43,617	556,309	10,702	13,084	
0~14	242,236	39,755	199,242	422	2,817	
15~64	337,014	3,788	316,697	6,549	9,980	
65+	44,462	74	40,370	3,731	287	
인천	644,053	50,740	566,917	9,951	16,445	
0~14	282,103	45,362	232,220	486	4,035	
15~64	322,299	5,319	299,237	5,699	12,044	
65+	39,651	59	35,460	3,766	366	
광주	334,368	29,535	294,391	4,951	5,491	
0~14	143,726	27,934	114,328	206	1,258	
15~64	166,538	1,574	158,017	2,845	4,102	
65+	24,104	27	22,046	1,900	131	
대전	340,863	29,595	299,471	4,991	6,806	
0~14	143,848	27,312	114,811	187	1,538	
15~64	174,848	2,232	164,702	2,832	5,082	
65+	22,167	51	19,958	1,972	186	
울산	270,438	19,178	242,041	3,538	5,681	
0~14	124,915	17,669	105,718	189	1,339	
15~64	133,939	1,488	125,915	2,297	4,239	
65+	11,584	21	10,408	1,052	103	
경기	2,296,139	168,662	2,047,240	34,285	45,952	
0~14	1,032,610	151,458	868,353	1,473	11,326	
15~64	1,108,109	16,947	1,039,001	18,774	33,387	
65+	155,420	257	139,886	14,038	1,239	
강원	399,735	32,053	348,793	10,223	8,666	
0~14	138,401	28,347	107,984	283	1,787	
15~64	212,788	3,627	197,362	5,251	6,548	
65+	48,546	79	43,447	4,689	331	
충북	376,547	28,959	332,181	8,703	6,704	
0~14	139,912	26,296	111,679	278	1,659	
15~64	191,631	2,599	180,032	4,144	4,856	
65+	45,004	64	40,470	4,281	189	
충남	496,437	32,275	443,240	12,959	7,963	
0~14	164,018	28,776	133,149	317	1,776	
15~64	254,475	3,412	239,498	5,648	5,917	
65+	77,944	87	70,593	6,994	270	
전북	482,158	29,332	432,051	12,133	8,642	
0~14	154,883	25,818	126,975	333	1,757	
15~64	255,012	3,433	239,414	5,572	6,593	
65+	72,263	81	65,662	6,228	292	
전남	516,626	23,747	468,284	15,817	8,778	
0~14	150,231	20,405	127,624	367	1,835	
15~64	275,632	3,270	258,730	6,960	6,672	
65+	90,763	72	81,930	8,490	271	
경북	725,024	43,503	650,014	19,575	11,932	
0~14	243,926	38,996	202,026	466	2,438	
15~64	374,526	4,373	352,366	8,693	9,094	
65+	106,572	134	95,622	10,416	400	
경남	765,373	46,297	686,585	17,226	15,265	
0~14	289,195	41,291	244,122	552	3,230	
15~64	392,569	4,892	367,658	8,380	11,639	
65+	83,609	114	74,805	8,294	396	
제주	122,494	6,831	109,929	2,498	3,236	
0~14	45,658	5,878	38,928	80	772	
15~64	65,158	935	60,584	1,297	2,342	
65+	11,678	18	10,417	1,121	122	

12. 시도, 가구주의 성, 연령 및 혼인상태별 가구(계속)

Households by Household Head's Sex, Age and Marital Status for Provinces(Cont'd)

단위 : 가구

Unit : Household

[2001년]

남자 Male	혼인상태별 가구 By marital status					
	계 Total	미혼 Single	유배우 Married	사별 Widowed	이혼 Divorced	
전국	11,986,398	957,229	10,520,706	235,779	272,684	
0~14	4,466,240	848,918	3,554,933	7,013	55,376	
15~64	6,347,728	106,238	5,911,660	121,267	208,563	
65+	1,172,430	2,073	1,054,113	107,499	8,745	
서울	2,526,400	266,270	2,159,533	41,033	59,564	
0~14	957,374	239,150	705,427	1,240	11,557	
15~64	1,378,412	26,587	1,282,470	23,484	45,871	
65+	190,614	533	171,636	16,309	2,136	
부산	919,661	58,716	814,626	18,976	27,343	
0~14	287,864	49,231	233,646	488	4,499	
15~64	554,318	9,316	511,780	11,171	22,051	
65+	77,479	169	69,200	7,317	793	
대구	629,989	46,546	557,444	11,379	14,620	
0~14	234,404	41,701	189,411	387	2,905	
15~64	345,718	4,756	322,858	6,764	11,340	
65+	49,867	89	45,175	4,228	375	
인천	648,834	53,860	566,290	10,483	18,201	
0~14	268,977	47,315	217,095	437	4,130	
15~64	335,956	6,468	310,011	5,853	13,624	
65+	43,901	77	39,184	4,193	447	
광주	340,710	31,296	297,655	5,298	6,431	
0~14	141,883	29,185	111,108	200	1,390	
15~64	172,260	2,079	162,340	2,970	4,871	
65+	26,567	32	24,237	2,128	170	
대전	353,958	32,930	307,837	5,379	7,812	
0~14	145,454	30,103	113,519	183	1,649	
15~64	183,481	2,770	171,807	2,973	5,931	
65+	25,023	57	22,511	2,223	232	
울산	272,840	20,792	241,862	3,789	6,397	
0~14	118,894	18,750	98,554	180	1,410	
15~64	140,895	2,017	131,623	2,398	4,857	
65+	13,051	25	11,685	1,211	130	
경기	2,376,260	184,879	2,102,011	36,681	52,689	
0~14	1,017,310	163,401	840,541	1,403	11,965	
15~64	1,184,278	21,163	1,104,361	19,599	39,155	
65+	174,672	315	157,109	15,679	1,569	
강원	403,538	33,699	349,706	10,588	9,545	
0~14	134,928	29,432	103,399	265	1,832	
15~64	215,472	4,173	198,773	5,214	7,312	
65+	53,138	94	47,534	5,109	401	
충북	385,371	31,648	336,906	9,155	7,662	
0~14	138,646	28,448	108,199	264	1,735	
15~64	197,469	3,126	184,439	4,221	5,683	
65+	49,256	74	44,268	4,670	244	
충남	500,022	34,574	443,375	13,212	8,861	
0~14	161,113	30,608	128,404	290	1,811	
15~64	257,141	3,861	241,049	5,541	6,690	
65+	81,768	105	73,922	7,381	360	
전북	482,349	31,924	428,228	12,515	9,682	
0~14	150,283	27,885	120,255	306	1,837	
15~64	256,097	3,941	239,165	5,536	7,455	
65+	75,969	98	68,808	6,673	390	
전남	513,415	24,484	462,941	16,369	9,621	
0~14	143,377	20,679	120,484	339	1,875	
15~64	274,759	3,719	256,690	6,928	7,422	
65+	95,279	86	85,767	9,102	324	
경북	727,043	47,296	646,152	20,178	13,417	
0~14	236,832	41,961	191,896	434	2,541	
15~64	377,359	5,178	353,153	8,678	10,350	
65+	112,852	157	101,103	11,066	526	
경남	779,732	50,637	693,824	18,092	17,179	
0~14	283,141	44,529	234,710	519	3,383	
15~64	406,649	5,970	378,787	8,599	13,293	
65+	89,942	138	80,327	8,974	503	
제주	126,276	7,678	112,286	2,652	3,660	
0~14	45,760	6,540	38,285	78	857	
15~64	67,464	1,114	62,354	1,338	2,658	
65+	13,052	24	11,647	1,236	145	

12. 시도, 가구주의 성, 연령 및 혼인상태별 가구(계속)

Households by Household Head's Sex, Age and Marital Status for Provinces(Cont'd)

단위 : 가구

Unit : Household

[2002년]

남자 Male	혼인상태별 가구 By marital status				
	계 Total	미혼 Single	유배우 Married	사별 Widowed	이혼 Divorced
전국	12,143,272	1,021,959	10,572,285	246,402	302,626
0~14	4,358,475	894,855	3,399,709	6,546	57,365
15~64	6,527,589	124,675	6,044,762	123,347	234,805
65+	1,257,208	2,429	1,127,814	116,509	10,456
서울	2,531,476	278,066	2,146,131	42,628	64,651
0~14	927,259	246,834	667,742	1,144	11,539
15~64	1,397,882	30,620	1,292,860	23,779	50,623
65+	206,335	612	185,529	17,705	2,489
부산	917,441	61,719	806,050	19,908	29,764
0~14	272,014	50,754	216,290	438	4,532
15~64	561,218	10,764	514,771	11,410	24,273
65+	84,209	201	74,989	8,060	959
대구	631,459	48,398	554,897	11,970	16,194
0~14	223,628	42,615	177,687	358	2,968
15~64	353,846	5,681	328,463	6,939	12,763
65+	53,985	102	48,747	4,673	463
인천	657,232	57,549	568,536	10,976	20,171
0~14	259,448	49,768	205,013	394	4,273
15~64	350,300	7,694	321,245	5,992	15,369
65+	47,484	87	42,278	4,590	529
광주	345,482	33,142	299,355	5,608	7,377
0~14	138,966	30,542	106,729	190	1,505
15~64	177,869	2,561	166,573	3,073	5,662
65+	28,647	39	26,053	2,345	210
대전	360,084	35,383	310,252	5,684	8,765
0~14	142,591	32,057	108,646	171	1,717
15~64	190,285	3,264	177,184	3,065	6,772
65+	27,208	62	24,422	2,448	276
울산	276,641	22,203	243,272	4,012	7,154
0~14	114,237	19,698	92,888	171	1,480
15~64	148,184	2,476	137,705	2,479	5,524
65+	14,220	29	12,679	1,362	150
경기	2,485,153	206,858	2,178,749	39,154	60,392
0~14	1,024,947	180,681	830,041	1,363	12,862
15~64	1,267,131	25,796	1,175,313	20,429	45,593
65+	193,075	381	173,395	17,362	1,937
강원	405,210	35,025	348,798	10,919	10,468
0~14	129,781	30,161	97,503	245	1,872
15~64	218,304	4,748	200,282	5,150	8,124
65+	57,125	116	51,013	5,524	472
충북	387,911	33,738	336,105	9,498	8,570
0~14	134,466	30,014	102,410	245	1,797
15~64	201,048	3,639	186,689	4,241	6,479
65+	52,397	85	47,006	5,012	294
충남	504,693	37,565	443,505	13,737	9,886
0~14	158,834	33,023	123,651	271	1,889
15~64	260,149	4,417	242,601	5,568	7,563
65+	85,710	125	77,253	7,898	434
전북	481,092	33,152	424,413	12,875	10,652
0~14	144,259	28,564	113,541	273	1,881
15~64	257,196	4,473	238,921	5,500	8,302
65+	79,637	115	71,951	7,102	469
전남	510,237	25,233	457,606	16,927	10,471
0~14	136,526	20,956	113,344	311	1,915
15~64	273,904	4,171	254,654	6,902	8,177
65+	99,807	106	89,608	9,714	379
경북	728,851	50,903	642,220	20,860	14,868
0~14	228,895	44,699	181,147	406	2,643
15~64	381,751	6,021	355,437	8,696	11,597
65+	118,205	183	105,636	11,758	628
경남	791,799	54,630	699,147	18,855	19,167
0~14	277,550	47,417	226,075	490	3,568
15~64	419,247	7,054	388,440	8,755	14,998
65+	95,002	159	84,632	9,610	601
제주	128,511	8,395	113,249	2,791	4,076
0~14	45,074	7,072	37,002	76	924
15~64	69,275	1,296	63,624	1,369	2,986
65+	14,162	27	12,623	1,346	166

12. 시도, 가구주의 성, 연령 및 혼인상태별 가구(계속)

Households by Household Head's Sex, Age and Marital Status for Provinces(Cont'd)

단위 : 가구

Unit : Household

[2003년]

남자 Male	혼인상태별 가구 By marital status				
	계 Total	미혼 Single	유배우 Married	사별 Widowed	이혼 Divorced
전 국	12,285,112	1,087,698	10,607,127	257,199	333,088
0~14	4,247,939	941,923	3,240,717	6,095	59,204
15~64	6,695,006	142,956	6,165,205	125,215	261,630
65+	1,342,167	2,819	1,201,205	125,889	12,254
서 울	2,540,967	291,647	2,135,070	44,397	69,853
0~14	901,941	256,217	633,169	1,051	11,504
15~64	1,416,467	34,730	1,302,183	24,086	55,468
65+	222,559	700	199,718	19,260	2,881
부 산	913,690	64,701	795,936	20,817	32,236
0~14	256,636	52,257	199,440	394	4,545
15~64	566,492	12,211	516,089	11,640	26,552
65+	90,562	233	80,407	8,783	1,139
대 구	633,729	50,271	553,048	12,598	17,812
0~14	213,749	43,609	166,797	326	3,017
15~64	361,646	6,542	333,752	7,116	14,236
65+	58,334	120	52,499	5,156	559
인 천	661,373	60,804	566,991	11,439	22,139
0~14	248,487	51,848	191,903	354	4,382
15~64	361,900	8,847	329,817	6,100	17,136
65+	50,986	109	45,271	4,985	621
광 주	349,239	34,798	300,189	5,947	8,305
0~14	135,318	31,762	101,776	179	1,601
15~64	183,095	2,991	170,469	3,179	6,456
65+	30,826	45	27,944	2,589	248
대 전	367,089	38,045	313,239	6,025	9,780
0~14	140,543	34,245	104,338	165	1,795
15~64	196,960	3,728	182,417	3,160	7,655
65+	29,586	72	26,484	2,700	330
울 산	278,989	23,198	243,630	4,234	7,927
0~14	108,729	20,336	86,697	163	1,533
15~64	154,821	2,829	143,223	2,557	6,212
65+	15,439	33	13,710	1,514	182
경 기	2,587,881	228,915	2,248,708	41,667	68,591
0~14	1,027,278	197,901	814,309	1,325	13,743
15~64	1,348,433	30,559	1,244,190	21,199	52,485
65+	212,170	455	190,209	19,143	2,363
강 원	406,060	36,557	346,888	11,222	11,393
0~14	124,771	31,079	91,558	228	1,906
15~64	220,347	5,338	201,012	5,057	8,940
65+	60,942	140	54,318	5,937	547
충 북	389,759	35,840	334,601	9,838	9,480
0~14	130,137	31,576	96,469	229	1,863
15~64	204,333	4,170	188,627	4,258	7,278
65+	55,289	94	49,505	5,351	339
충 남	509,485	40,752	443,638	14,241	10,854
0~14	156,768	35,635	118,909	253	1,971
15~64	263,089	4,973	244,149	5,578	8,389
65+	89,628	144	80,580	8,410	494
전 북	479,481	34,123	420,589	13,235	11,534
0~14	137,997	29,012	106,822	241	1,922
15~64	258,164	4,981	238,669	5,440	9,074
65+	83,320	130	75,098	7,554	538
전 남	507,042	25,985	452,270	17,473	11,314
0~14	129,681	21,237	106,205	283	1,956
15~64	273,034	4,626	252,619	6,866	8,923
65+	104,327	122	93,446	10,324	435
경 북	727,017	54,332	635,040	21,484	16,161
0~14	220,206	47,291	169,804	374	2,737
15~64	383,675	6,832	355,465	8,659	12,719
65+	123,136	209	109,771	12,451	705
경 남	803,069	58,662	703,531	19,662	21,214
0~14	271,648	50,362	217,073	458	3,755
15~64	431,548	8,122	397,732	8,925	16,769
65+	99,873	178	88,726	10,279	690
제 주	130,242	9,068	113,759	2,920	4,495
0~14	44,050	7,556	35,448	72	974
15~64	71,002	1,477	64,792	1,395	3,338
65+	15,190	35	13,519	1,453	183

12. 시도, 가구주의 성, 연령 및 혼인상태별 가구(계속)

Households by Household Head's Sex, Age and Marital Status for Provinces(Cont'd)

단위 : 가구

Unit : Household

[2004년]

남자 Male	혼인상태별 가구 By marital status				
	계 Total	미혼 Single	유배우 Married	사별 Widowed	이혼 Divorced
전 국	12,397,100	1,148,789	10,616,513	268,036	363,762
0~14	4,127,725	984,950	3,076,191	5,651	60,933
15~64	6,844,787	160,628	6,268,339	127,013	288,807
65+	1,424,588	3,211	1,271,983	135,372	14,022
서 울	2,551,904	304,299	2,126,058	46,329	75,218
0~14	874,603	264,628	597,561	962	11,452
15~64	1,437,543	38,886	1,313,718	24,467	60,472
65+	239,758	785	214,779	20,900	3,294
부 산	911,110	67,699	786,799	21,786	34,826
0~14	243,939	53,825	185,164	354	4,596
15~64	569,749	13,609	515,363	11,880	28,897
65+	97,422	265	86,272	9,552	1,333
대 구	632,473	51,814	548,045	13,211	19,403
0~14	203,185	44,400	155,430	299	3,056
15~64	367,047	7,283	336,788	7,282	15,694
65+	62,241	131	55,827	5,630	653
인 천	664,098	63,345	564,691	11,896	24,166
0~14	237,458	53,273	179,384	317	4,484
15~64	372,320	9,948	337,210	6,198	18,964
65+	54,320	124	48,097	5,381	718
광 주	351,366	36,250	299,624	6,279	9,213
0~14	130,967	32,858	96,241	172	1,696
15~64	187,617	3,338	173,758	3,287	7,234
65+	32,782	54	29,625	2,820	283
대 전	370,595	40,148	313,361	6,342	10,744
0~14	136,763	35,955	98,802	157	1,849
15~64	202,119	4,113	186,255	3,239	8,512
65+	31,713	80	28,304	2,946	383
울 산	282,646	23,816	245,698	4,443	8,689
0~14	104,442	20,728	81,993	152	1,569
15~64	161,422	3,047	148,832	2,633	6,910
65+	16,782	41	14,873	1,658	210
경 기	2,663,637	248,653	2,294,230	43,946	76,808
0~14	1,017,131	212,955	788,396	1,274	14,506
15~64	1,417,151	35,170	1,300,654	21,836	59,491
65+	229,355	528	205,180	20,836	2,811
강 원	408,035	38,514	345,670	11,516	12,335
0~14	121,217	32,403	86,663	206	1,945
15~64	222,525	5,950	201,843	4,964	9,768
65+	64,293	161	57,164	6,346	622
충 북	393,144	38,134	334,375	10,226	10,409
0~14	126,985	33,298	91,539	213	1,935
15~64	208,070	4,728	190,980	4,268	8,094
65+	58,089	108	51,856	5,745	380
충 남	515,790	45,308	443,789	14,828	11,865
0~14	156,035	39,546	114,166	236	2,087
15~64	266,184	5,602	245,707	5,626	9,249
65+	93,571	160	83,916	8,966	529
전 북	477,647	34,906	416,787	13,586	12,368
0~14	131,544	29,257	100,109	217	1,961
15~64	259,124	5,498	238,430	5,379	9,817
65+	86,979	151	78,248	7,990	590
전 남	503,878	26,734	446,949	18,031	12,164
0~14	122,838	21,514	99,073	255	1,996
15~64	272,182	5,078	250,586	6,840	9,678
65+	108,858	142	97,290	10,936	490
경 북	727,503	57,481	630,553	22,134	17,335
0~14	212,699	49,636	159,890	343	2,830
15~64	387,080	7,610	357,102	8,611	13,757
65+	127,724	235	113,561	13,180	748
경 남	811,465	61,957	705,784	20,434	23,290
0~14	265,003	52,648	207,974	427	3,954
15~64	442,035	9,108	405,282	9,081	18,564
65+	104,427	201	92,528	10,926	772
제 주	131,809	9,731	114,100	3,049	4,929
0~14	42,916	8,026	33,806	67	1,017
15~64	72,619	1,660	65,831	1,422	3,706
65+	16,274	45	14,463	1,560	206

12. 시도, 가구주의 성, 연령 및 혼인상태별 가구(계속)

Households by Household Head's Sex, Age and Marital Status for Provinces(Cont'd)

단위 : 가구

Unit : Household

[2005년]

남자 Male	혼인상태별 가구 By marital status				
	계 Total	미혼 Single	유배우 Married	사별 Widowed	이혼 Divorced
전국	12,503,571	1,201,134	10,625,329	280,133	396,975
0~14	4,000,134	1,020,837	2,911,477	5,242	62,578
15~64	6,995,435	176,693	6,371,264	129,609	317,869
65+	1,508,002	3,604	1,342,588	145,282	16,528
서울	2,559,887	314,089	2,117,008	48,375	80,415
0~14	844,542	270,385	561,941	890	11,326
15~64	1,457,791	42,820	1,325,239	24,685	65,047
65+	257,554	884	229,828	22,800	4,042
부산	909,609	70,010	777,633	22,878	39,088
0~14	230,718	54,823	170,880	315	4,700
15~64	574,323	14,889	514,624	12,191	32,619
65+	104,568	298	92,129	10,372	1,769
대구	629,916	52,152	543,011	13,899	20,854
0~14	191,589	44,196	144,053	267	3,073
15~64	372,150	7,806	339,812	7,508	17,024
65+	66,177	150	59,146	6,124	757
인천	667,879	65,738	562,355	12,370	27,416
0~14	226,375	54,641	166,852	288	4,594
15~64	383,719	10,958	344,591	6,302	21,868
65+	57,785	139	50,912	5,780	954
광주	352,760	37,009	299,031	6,647	10,073
0~14	125,980	33,358	90,697	164	1,761
15~64	192,004	3,589	177,037	3,391	7,987
65+	34,776	62	31,297	3,092	325
대전	374,242	42,389	313,447	6,671	11,735
0~14	133,181	37,872	93,254	147	1,908
15~64	207,212	4,426	190,078	3,338	9,370
65+	33,849	91	30,115	3,186	457
울산	285,733	23,843	247,726	4,682	9,482
0~14	99,691	20,705	77,274	143	1,569
15~64	167,878	3,097	154,428	2,705	7,648
65+	18,164	41	16,024	1,834	265
경기	2,736,350	265,680	2,339,705	46,128	84,837
0~14	1,004,641	225,738	762,468	1,219	15,216
15~64	1,485,138	39,332	1,357,100	22,370	66,336
65+	246,571	610	220,137	22,539	3,285
강원	409,703	40,131	344,413	11,901	13,258
0~14	117,398	33,448	81,755	189	2,006
15~64	224,663	6,503	202,660	4,944	10,556
65+	67,642	180	59,998	6,768	696
충북	396,262	40,205	334,114	10,643	11,300
0~14	123,628	34,821	86,597	200	2,010
15~64	211,809	5,265	193,320	4,344	8,880
65+	60,825	119	54,197	6,099	410
충남	522,800	50,560	443,903	15,492	12,845
0~14	155,999	44,137	109,411	225	2,226
15~64	269,348	6,249	247,252	5,764	10,083
65+	97,453	174	87,240	9,503	536
전북	475,639	35,575	412,951	13,987	13,126
0~14	124,997	29,430	93,388	183	1,996
15~64	260,053	5,981	238,176	5,379	10,517
65+	90,589	164	81,387	8,425	613
전남	500,653	27,471	441,592	18,583	13,007
0~14	115,976	21,788	91,925	227	2,036
15~64	271,306	5,527	248,543	6,808	10,428
65+	113,371	156	101,124	11,548	543
경북	728,776	61,092	626,028	23,223	18,433
0~14	205,687	52,446	149,964	318	2,959
15~64	390,845	8,387	358,723	9,004	14,731
65+	132,244	259	117,341	13,901	743
경남	819,658	64,821	707,999	21,444	25,394
0~14	258,011	54,591	198,864	403	4,153
15~64	452,628	10,010	412,817	9,412	20,389
65+	109,019	220	96,318	11,629	852
제주	133,704	10,369	114,413	3,210	5,712
0~14	41,721	8,458	32,154	64	1,045
15~64	74,568	1,854	66,864	1,464	4,386
65+	17,415	57	15,395	1,682	281

12. 시도, 가구주의 성, 연령 및 혼인상태별 가구(계속)

Households by Household Head's Sex, Age and Marital Status for Provinces(Cont'd)

단위 : 가구

Unit : Household

[2006년]

남자 Male	혼인상태별 가구 By marital status					
	계 Total	미혼 Single	유배우 Married	사별 Widowed	이혼 Divorced	
전국	12,611,741	1,237,903	10,649,968	280,253	443,617	
0~14	3,893,771	1,036,414	2,781,359	4,515	71,483	
15~64	7,121,351	197,560	6,447,101	124,356	352,334	
65+	1,596,619	3,929	1,421,508	151,382	19,800	
서울	2,571,684	319,660	2,114,185	48,346	89,493	
0~14	830,931	272,055	545,034	759	13,083	
15~64	1,462,335	46,644	1,320,615	23,423	71,653	
65+	278,418	961	248,536	24,164	4,757	
부산	909,356	70,874	774,393	22,962	41,127	
0~14	222,142	54,521	162,121	268	5,232	
15~64	574,709	16,035	513,043	11,672	33,959	
65+	112,505	318	99,229	11,022	1,936	
대구	629,985	53,206	539,337	13,877	23,565	
0~14	183,320	44,041	135,620	227	3,432	
15~64	376,223	9,010	340,811	7,211	19,191	
65+	70,442	155	62,906	6,439	942	
인천	678,149	68,954	566,969	12,550	29,676	
0~14	221,659	56,311	159,845	245	5,258	
15~64	394,871	12,471	352,828	6,175	23,397	
65+	61,619	172	54,296	6,130	1,021	
광주	356,759	38,171	300,329	6,613	11,646	
0~14	123,792	34,063	87,501	137	2,091	
15~64	195,652	4,037	179,221	3,251	9,143	
65+	37,315	71	33,607	3,225	412	
대전	379,269	44,080	315,213	6,719	13,257	
0~14	131,159	38,990	89,856	121	2,192	
15~64	211,809	4,988	193,090	3,214	10,517	
65+	36,301	102	32,267	3,384	548	
울산	284,850	24,636	244,824	4,740	10,650	
0~14	93,312	21,124	70,286	119	1,783	
15~64	171,804	3,460	157,120	2,658	8,566	
65+	19,734	52	17,418	1,963	301	
경기	2,799,592	278,645	2,376,741	46,977	97,229	
0~14	987,207	232,759	735,732	1,071	17,645	
15~64	1,546,840	45,221	1,404,176	21,964	75,479	
65+	265,545	665	236,833	23,942	4,105	
강원	410,047	40,980	342,459	11,839	14,769	
0~14	111,944	33,639	75,929	159	2,217	
15~64	227,152	7,154	203,579	4,699	11,720	
65+	70,951	187	62,951	6,981	832	
충북	398,400	41,474	333,414	10,657	12,855	
0~14	118,658	35,516	80,734	174	2,234	
15~64	216,059	5,826	195,946	4,182	10,105	
65+	63,683	132	56,734	6,301	516	
충남	528,226	52,309	445,839	15,468	14,610	
0~14	152,280	45,058	104,441	198	2,583	
15~64	275,159	7,053	251,179	5,572	11,355	
65+	100,787	198	90,219	9,698	672	
전북	473,597	36,522	408,649	13,788	14,638	
0~14	120,200	29,727	88,067	158	2,248	
15~64	260,464	6,620	237,125	5,092	11,627	
65+	92,933	175	83,457	8,538	763	
전남	496,926	27,666	436,383	18,151	14,726	
0~14	109,058	21,367	85,243	197	2,251	
15~64	271,897	6,135	247,736	6,289	11,737	
65+	115,971	164	103,404	11,665	738	
경북	732,039	63,098	625,450	22,914	20,577	
0~14	199,249	53,507	142,143	275	3,324	
15~64	395,417	9,319	361,314	8,462	16,322	
65+	137,373	272	121,993	14,177	931	
경남	827,724	67,176	710,354	21,442	28,752	
0~14	248,604	55,405	188,134	352	4,713	
15~64	464,729	11,523	421,116	9,094	22,996	
65+	114,391	248	101,104	11,996	1,043	
제주	135,138	10,452	115,429	3,210	6,047	
0~14	40,256	8,331	30,673	55	1,197	
15~64	76,231	2,064	68,202	1,398	4,567	
65+	18,651	57	16,554	1,757	283	

12. 시도, 가구주의 성, 연령 및 혼인상태별 가구(계속)

Households by Household Head's Sex, Age and Marital Status for Provinces(Cont'd)

단위 : 가구

Unit : Household

[2007년]

남자 Male	혼인상태별 가구 By marital status					
	계 Total	미혼 Single	유배우 Married	사별 Widowed	이혼 Divorced	
전국	12,795,140	1,273,266	10,751,440	280,861	489,573	
0~14	3,827,837	1,051,706	2,695,065	3,925	77,141	
15~64	7,280,651	217,361	6,555,504	119,291	388,495	
65+	1,686,652	4,199	1,500,871	157,645	23,937	
서울	2,603,038	328,169	2,128,323	48,348	98,198	
0~14	824,183	276,301	532,971	638	14,273	
15~64	1,478,563	50,821	1,327,501	22,171	78,070	
65+	300,292	1,047	267,851	25,539	5,855	
부산	914,578	72,352	774,505	23,079	44,642	
0~14	215,685	54,709	155,185	230	5,561	
15~64	578,338	17,302	513,150	11,167	36,719	
65+	120,555	341	106,170	11,682	2,362	
대구	633,527	54,003	539,847	13,878	25,799	
0~14	176,525	43,961	128,753	193	3,618	
15~64	382,238	9,875	344,399	6,922	21,042	
65+	74,764	167	66,695	6,763	1,139	
인천	690,456	71,445	573,426	12,765	32,820	
0~14	218,138	57,589	154,667	211	5,671	
15~64	406,398	13,673	360,760	6,062	25,903	
65+	65,920	183	57,999	6,492	1,246	
광주	361,056	38,827	302,776	6,615	12,838	
0~14	121,320	34,292	84,652	119	2,257	
15~64	199,951	4,457	182,287	3,124	10,083	
65+	39,785	78	35,837	3,372	498	
대전	385,697	45,458	318,767	6,802	14,670	
0~14	130,158	39,865	87,796	108	2,389	
15~64	216,607	5,485	196,403	3,105	11,614	
65+	38,932	108	34,568	3,589	667	
울산	289,384	25,274	247,488	4,830	11,792	
0~14	90,706	21,396	67,319	103	1,888	
15~64	177,213	3,817	161,243	2,623	9,530	
65+	21,465	61	18,926	2,104	374	
경기	2,884,061	292,731	2,434,032	47,855	109,443	
0~14	984,478	241,370	722,862	933	19,313	
15~64	1,614,929	50,641	1,457,607	21,567	85,114	
65+	284,654	720	253,563	25,355	5,016	
강원	412,153	41,368	342,820	11,813	16,152	
0~14	107,860	33,374	71,997	140	2,349	
15~64	230,443	7,796	205,354	4,466	12,827	
65+	73,850	198	65,469	7,207	976	
충북	402,644	42,120	335,694	10,702	14,128	
0~14	115,693	35,581	77,559	154	2,399	
15~64	220,774	6,400	199,211	4,036	11,127	
65+	66,177	139	58,924	6,512	602	
충남	537,209	53,448	452,095	15,477	16,189	
0~14	150,838	45,401	102,426	182	2,829	
15~64	282,046	7,841	256,235	5,392	12,578	
65+	104,325	206	93,434	9,903	782	
전북	473,489	36,720	407,223	13,612	15,934	
0~14	115,075	29,311	83,246	140	2,378	
15~64	262,188	7,225	237,497	4,814	12,652	
65+	96,226	184	86,480	8,658	904	
전남	495,738	27,823	434,135	17,751	16,029	
0~14	103,137	20,921	79,692	174	2,350	
15~64	273,560	6,735	248,229	5,782	12,814	
65+	119,041	167	106,214	11,795	865	
경북	736,306	64,136	627,048	22,638	22,484	
0~14	193,410	53,655	135,974	242	3,539	
15~64	401,088	10,201	365,094	7,934	17,859	
65+	141,808	280	125,980	14,462	1,086	
경남	838,538	68,705	716,599	21,463	31,771	
0~14	241,716	55,661	180,696	308	5,051	
15~64	477,788	12,783	430,725	8,785	25,495	
65+	119,034	261	105,178	12,370	1,225	
제주	137,266	10,687	116,662	3,233	6,684	
0~14	38,915	8,319	29,270	50	1,276	
15~64	78,527	2,309	69,809	1,341	5,068	
65+	19,824	59	17,583	1,842	340	

12. 시도, 가구주의 성, 연령 및 혼인상태별 가구(계속)

Households by Household Head's Sex, Age and Marital Status for Provinces(Cont'd)

단위 : 가구

[2008년]

Unit : Household

남자 Male	혼인상태별 가구 By marital status				
	계 Total	미혼 Single	유배우 Married	사별 Widowed	이혼 Divorced
전국	12,984,449	1,299,866	10,868,719	281,787	534,077
0~14	3,770,059	1,056,335	2,629,690	3,470	80,564
15~64	7,447,773	239,066	6,667,973	115,534	425,200
65+	1,766,617	4,465	1,571,056	162,783	28,313
서울	2,634,836	333,952	2,145,840	48,426	106,618
0~14	817,636	277,314	524,687	564	15,071
15~64	1,496,441	55,504	1,335,370	21,058	84,509
65+	320,759	1,134	285,783	26,804	7,038
부산	920,081	73,417	775,502	23,196	47,966
0~14	210,497	54,417	150,124	202	5,754
15~64	581,451	18,633	512,694	10,732	39,392
65+	128,133	367	112,684	12,262	2,820
대구	637,364	54,465	541,056	13,905	27,938
0~14	170,790	43,536	123,378	166	3,710
15~64	387,686	10,753	347,379	6,688	22,866
65+	78,888	176	70,299	7,051	1,362
인천	703,175	73,450	580,930	12,960	35,835
0~14	215,357	58,276	150,969	184	5,928
15~64	417,710	14,973	368,376	5,946	28,415
65+	70,108	201	61,585	6,830	1,492
광주	365,523	39,202	305,730	6,617	13,974
0~14	119,051	34,185	82,411	104	2,351
15~64	204,509	4,931	185,522	3,017	11,039
65+	41,963	86	37,797	3,496	584
대전	392,377	46,541	322,922	6,872	16,042
0~14	129,277	40,379	86,295	95	2,508
15~64	221,866	6,046	200,065	3,016	12,739
65+	41,234	116	36,562	3,761	795
울산	294,096	25,730	250,543	4,913	12,910
0~14	88,655	21,471	65,149	88	1,947
15~64	182,261	4,194	164,978	2,585	10,504
65+	23,180	65	20,416	2,240	459
경기	2,969,826	304,451	2,495,041	48,743	121,591
0~14	981,778	247,007	713,548	830	20,393
15~64	1,685,447	56,668	1,512,289	21,290	95,200
65+	302,601	776	269,204	26,623	5,998
강원	414,498	41,588	343,652	11,784	17,474
0~14	103,987	32,869	68,596	124	2,398
15~64	234,324	8,512	207,557	4,305	13,950
65+	76,187	207	67,499	7,355	1,126
충북	407,166	42,522	338,574	10,737	15,333
0~14	112,824	35,338	74,875	134	2,477
15~64	226,113	7,040	202,967	3,937	12,169
65+	68,229	144	60,732	6,666	687
충남	546,624	54,303	459,149	15,439	17,733
0~14	149,524	45,352	101,017	167	2,988
15~64	290,012	8,738	262,174	5,246	13,854
65+	107,088	213	95,958	10,026	891
전북	473,708	36,828	406,281	13,437	17,162
0~14	110,771	28,772	79,428	125	2,446
15~64	264,866	7,868	238,688	4,617	13,693
65+	98,071	188	88,165	8,695	1,023
전남	494,788	27,919	432,150	17,475	17,244
0~14	97,992	20,393	75,068	149	2,382
15~64	276,097	7,356	249,325	5,529	13,887
65+	120,699	170	107,757	11,797	975
경북	741,064	64,805	629,474	22,489	24,296
0~14	188,308	53,363	131,078	218	3,649
15~64	407,546	11,155	369,325	7,663	19,403
65+	145,210	287	129,071	14,608	1,244
경남	849,911	69,832	723,847	21,546	34,686
0~14	235,834	55,430	174,879	276	5,249
15~64	490,802	14,130	440,039	8,613	28,020
65+	123,275	272	108,929	12,657	1,417
제주	139,412	10,861	118,028	3,248	7,275
0~14	37,778	8,233	28,188	44	1,313
15~64	80,642	2,565	71,225	1,292	5,560
65+	20,992	63	18,615	1,912	402

12. 시도, 가구주의 성, 연령 및 혼인상태별 가구(계속)

Households by Household Head's Sex, Age and Marital Status for Provinces(Cont'd)

단위 : 가구

[2009년]

Unit : Household

남자 Male	혼인상태별 가구 By marital status					
	계 Total	미혼 Single	유배우 Married	사별 Widowed	이혼 Divorced	
전국	13,167,748	1,328,024	10,990,133	282,946	566,645	
0~14	3,700,519	1,059,893	2,557,700	3,069	79,857	
15~64	7,632,808	263,471	6,802,202	112,913	454,222	
65+	1,834,421	4,660	1,630,231	166,964	32,566	
서울	2,665,636	339,876	2,164,445	48,563	112,752	
0~14	806,955	277,646	513,757	491	15,061	
15~64	1,520,499	61,035	1,349,754	20,202	89,508	
65+	338,182	1,195	300,934	27,870	8,183	
부산	925,078	74,603	776,951	23,317	50,207	
0~14	205,087	54,120	145,116	175	5,676	
15~64	584,921	20,100	513,204	10,367	41,250	
65+	135,070	383	118,631	12,775	3,281	
대구	640,866	55,056	542,443	13,941	29,426	
0~14	165,230	43,187	118,268	144	3,631	
15~64	393,426	11,684	350,994	6,521	24,227	
65+	82,210	185	73,181	7,276	1,568	
인천	715,557	75,564	588,823	13,162	38,008	
0~14	212,048	58,925	147,076	164	5,883	
15~64	429,786	16,426	377,085	5,883	30,392	
65+	73,723	213	64,662	7,115	1,733	
광주	369,798	39,599	308,788	6,632	14,779	
0~14	116,565	34,062	80,083	94	2,326	
15~64	209,101	5,446	188,959	2,923	11,773	
65+	44,132	91	39,746	3,615	680	
대전	398,987	47,668	327,298	6,960	17,061	
0~14	127,991	40,856	84,554	85	2,496	
15~64	227,600	6,685	204,320	2,953	13,642	
65+	43,396	127	38,424	3,922	923	
울산	298,712	26,233	253,742	5,015	13,722	
0~14	86,654	21,560	63,105	79	1,910	
15~64	187,327	4,602	168,875	2,576	11,274	
65+	24,731	71	21,762	2,360	538	
경기	3,053,636	316,384	2,556,402	49,668	131,182	
0~14	974,846	252,131	701,561	740	20,414	
15~64	1,760,515	63,429	1,572,062	21,221	103,803	
65+	318,275	824	282,779	27,707	6,965	
강원	416,666	41,881	344,624	11,757	18,404	
0~14	100,234	32,404	65,384	110	2,336	
15~64	238,292	9,264	210,042	4,186	14,800	
65+	78,140	213	69,198	7,461	1,268	
충북	411,603	43,051	341,581	10,782	16,189	
0~14	109,873	35,162	72,159	119	2,433	
15~64	231,820	7,743	207,218	3,871	12,988	
65+	69,910	146	62,204	6,792	768	
충남	556,007	55,234	466,477	15,415	18,881	
0~14	147,939	45,294	99,485	153	3,007	
15~64	298,915	9,721	269,144	5,166	14,884	
65+	109,153	219	97,848	10,096	990	
전북	473,835	37,072	405,520	13,267	17,976	
0~14	106,173	28,300	75,385	108	2,380	
15~64	268,486	8,587	240,957	4,473	14,469	
65+	99,176	185	89,178	8,686	1,127	
전남	493,626	28,137	430,235	17,213	18,041	
0~14	92,637	19,924	70,297	130	2,286	
15~64	279,339	8,041	251,284	5,342	14,672	
65+	121,650	172	108,654	11,741	1,083	
경북	745,550	65,499	632,197	22,345	25,509	
0~14	182,837	52,993	126,087	192	3,565	
15~64	415,073	12,215	374,830	7,470	20,558	
65+	147,640	291	131,280	14,683	1,386	
경남	860,748	71,101	731,202	21,636	36,809	
0~14	229,035	55,182	168,433	246	5,174	
15~64	504,726	15,639	450,563	8,498	30,026	
65+	126,987	280	112,206	12,892	1,609	
제주	141,443	11,066	119,405	3,273	7,699	
0~14	36,415	8,147	26,950	39	1,279	
15~64	82,982	2,854	72,911	1,261	5,956	
65+	22,046	65	19,544	1,973	464	

12. 시도, 가구주의 성, 연령 및 혼인상태별 가구(계속)

Households by Household Head's Sex, Age and Marital Status for Provinces(Cont'd)

단위 : 가구

Unit : Household

[2010년]

남자 Male	혼인상태별 가구 By marital status				
	계 Total	미혼 Single	유배우 Married	사별 Widowed	이혼 Divorced
전국	13,343,648	1,356,019	11,104,967	284,347	598,315
0~14	3,617,885	1,060,602	2,475,768	2,746	78,769
15~64	7,827,067	290,572	6,943,491	110,528	482,476
65+	1,898,696	4,845	1,685,708	171,073	37,070
서울	2,694,625	345,350	2,181,764	48,775	118,736
0~14	791,681	276,683	499,629	434	14,935
15~64	1,547,628	67,400	1,366,440	19,398	94,390
65+	355,316	1,267	315,695	28,943	9,411
부산	929,706	75,847	778,119	23,447	52,293
0~14	199,379	53,742	139,901	158	5,578
15~64	589,287	21,705	514,558	10,050	42,974
65+	141,040	400	123,660	13,239	3,741
대구	644,040	55,683	543,526	13,986	30,845
0~14	159,537	42,820	113,043	129	3,545
15~64	399,805	12,675	355,210	6,389	25,531
65+	84,698	188	75,273	7,468	1,769
인천	727,682	77,688	596,507	13,378	40,109
0~14	208,154	59,433	142,758	147	5,816
15~64	442,147	18,035	385,984	5,833	32,295
65+	77,381	220	67,765	7,398	1,998
광주	373,821	39,997	311,627	6,640	15,557
0~14	113,939	33,902	77,656	81	2,300
15~64	213,694	6,000	192,376	2,833	12,485
65+	46,188	95	41,595	3,726	772
대전	405,412	48,745	331,559	7,051	18,057
0~14	126,598	41,235	82,804	75	2,484
15~64	233,275	7,375	208,494	2,895	14,511
65+	45,539	135	40,261	4,081	1,062
울산	303,130	26,760	256,738	5,116	14,516
0~14	84,617	21,650	61,023	68	1,876
15~64	192,229	5,034	172,613	2,566	12,016
65+	26,284	76	23,102	2,482	624
경기	3,135,095	328,102	2,615,557	50,641	140,795
0~14	962,651	256,235	685,458	663	20,295
15~64	1,837,725	70,996	1,633,146	21,142	112,441
65+	334,719	871	296,953	28,836	8,059
강원	418,655	42,196	345,439	11,731	19,289
0~14	96,168	31,880	61,929	100	2,259
15~64	242,463	10,099	212,692	4,059	15,613
65+	80,024	217	70,818	7,572	1,417
충북	415,972	43,626	344,501	10,833	17,012
0~14	107,000	34,995	69,500	110	2,395
15~64	237,498	8,481	211,442	3,811	13,764
65+	71,474	150	63,559	6,912	853
충남	565,165	56,189	473,577	15,395	20,004
0~14	145,645	45,133	97,362	142	3,008
15~64	308,708	10,836	276,863	5,098	15,911
65+	110,812	220	99,352	10,155	1,085
전북	473,962	37,420	404,690	13,110	18,742
0~14	101,357	27,854	71,110	95	2,298
15~64	272,378	9,384	243,453	4,335	15,206
65+	100,227	182	90,127	8,680	1,238
전남	492,173	28,455	427,991	16,968	18,759
0~14	87,285	19,520	65,471	113	2,181
15~64	282,168	8,763	252,886	5,144	15,375
65+	122,720	172	109,634	11,711	1,203
경북	749,705	66,174	634,657	22,222	26,652
0~14	177,478	52,555	121,257	174	3,492
15~64	423,401	13,326	381,082	7,341	21,652
65+	148,826	293	132,318	14,707	1,508
경남	871,099	72,485	738,025	21,752	38,837
0~14	221,478	54,909	161,279	222	5,068
15~64	519,241	17,287	461,581	8,404	31,969
65+	130,380	289	115,165	13,126	1,800
제주	143,406	11,302	120,690	3,302	8,112
0~14	34,918	8,056	25,588	35	1,239
15~64	85,420	3,176	74,671	1,230	6,343
65+	23,068	70	20,431	2,037	530

12. 시도, 가구주의 성, 연령 및 혼인상태별 가구(계속)

Households by Household Head's Sex, Age and Marital Status for Provinces(Cont'd)

단위 : 가구

Unit : Household

[2011년]

남자 Male	혼인상태별 가구 By marital status						
	계 Total	미혼 Single	유배우 Married	사별 Widowed	이혼 Divorced		
전 국	13,511,361	1,384,392	11,211,965	285,911	629,093		
0~14	3,525,675	1,059,165	2,386,669	2,466	77,375		
15~64	8,014,736	320,116	7,077,152	107,940	509,528		
65+	1,970,950	5,111	1,748,144	175,505	42,190		
서울	2,721,443	350,381	2,197,476	49,038	124,548		
0~14	772,734	274,537	483,096	385	14,716		
15~64	1,575,807	74,494	1,383,606	18,617	99,090		
65+	372,902	1,350	330,774	30,036	10,742		
부산	933,940	77,171	778,940	23,577	54,252		
0~14	193,584	53,323	134,640	142	5,479		
15~64	592,680	23,423	515,038	9,711	44,508		
65+	147,676	425	129,262	13,724	4,265		
대구	646,937	56,385	544,320	14,034	32,198		
0~14	153,559	42,429	107,576	113	3,441		
15~64	405,258	13,760	358,537	6,225	26,736		
65+	88,120	196	78,207	7,696	2,021		
인천	739,471	79,862	603,869	13,596	42,144		
0~14	203,894	59,847	138,187	131	5,729		
15~64	454,001	19,779	394,345	5,763	34,114		
65+	81,576	236	71,337	7,702	2,301		
광주	377,670	40,453	314,226	6,669	16,322		
0~14	111,225	33,754	75,121	76	2,274		
15~64	217,913	6,599	195,410	2,741	13,163		
65+	48,532	100	43,695	3,852	885		
대전	411,672	49,762	335,706	7,163	19,041		
0~14	124,658	41,473	80,663	66	2,456		
15~64	239,105	8,146	212,753	2,841	15,365		
65+	47,909	143	42,290	4,256	1,220		
울산	307,384	27,344	259,518	5,233	15,289		
0~14	82,612	21,766	58,936	63	1,847		
15~64	196,666	5,495	175,909	2,546	12,716		
65+	28,106	83	24,673	2,624	726		
경기	3,213,578	339,688	2,671,902	51,627	150,361		
0~14	947,593	259,583	667,296	598	20,116		
15~64	1,913,753	79,174	1,692,576	21,035	120,968		
65+	352,232	931	312,030	29,994	9,277		
강원	420,514	42,562	346,103	11,710	20,139		
0~14	92,337	31,378	58,682	89	2,188		
15~64	246,354	10,959	215,075	3,946	16,374		
65+	81,823	225	72,346	7,675	1,577		
충북	420,164	44,250	347,246	10,873	17,795		
0~14	103,913	34,802	66,669	99	2,343		
15~64	243,198	9,293	215,651	3,751	14,503		
65+	73,053	155	64,926	7,023	949		
충남	574,149	57,213	480,442	15,382	21,112		
0~14	142,513	44,881	94,517	134	2,981		
15~64	318,480	12,104	284,448	5,004	16,924		
65+	113,156	228	101,477	10,244	1,207		
전북	474,004	37,905	403,680	12,968	19,451		
0~14	96,469	27,474	66,709	84	2,202		
15~64	275,291	10,242	245,024	4,166	15,859		
65+	102,244	189	91,947	8,718	1,390		
전남	490,520	28,886	425,484	16,734	19,416		
0~14	81,766	19,170	60,434	100	2,062		
15~64	284,935	9,543	254,421	4,948	16,023		
65+	123,819	173	110,629	11,686	1,331		
경북	753,584	66,911	636,826	22,112	27,735		
0~14	171,871	52,086	116,222	156	3,407		
15~64	430,411	14,529	386,071	7,158	22,653		
65+	151,302	296	134,533	14,798	1,675		
경남	881,055	74,052	744,353	21,865	40,785		
0~14	213,496	54,682	153,673	200	4,941		
15~64	533,286	19,063	472,099	8,297	33,827		
65+	134,273	307	118,581	13,368	2,017		
제주	145,276	11,567	121,874	3,330	8,505		
0~14	33,451	7,980	24,248	30	1,193		
15~64	87,598	3,513	76,189	1,191	6,705		
65+	24,227	74	21,437	2,109	607		

12. 시도, 가구주의 성, 연령 및 혼인상태별 가구(계속)

Households by Household Head's Sex, Age and Marital Status for Provinces(Cont'd)

단위 : 가구

[2012년]

Unit : Household

남자 Male	혼인상태별 가구 By marital status					
	계 Total	미혼 Single	유배우 Married	사별 Widowed	이혼 Divorced	
전 국	13,667,648	1,413,972	11,307,232	287,477	658,967	
0-14	3,430,306	1,058,100	2,294,383	2,213	75,610	
15-64	8,183,678	350,354	7,192,426	105,796	535,102	
65+	2,053,664	5,518	1,820,423	179,468	48,255	
서 울	2,745,507	355,187	2,210,775	49,342	130,203	
0-14	752,477	272,025	465,681	338	14,433	
15-64	1,599,698	81,698	1,396,650	17,914	103,436	
65+	393,332	1,464	348,444	31,090	12,334	
부 산	937,562	78,591	779,170	23,709	56,092	
0-14	187,336	52,908	128,969	127	5,332	
15-64	595,577	25,227	515,021	9,426	45,903	
65+	154,649	456	135,180	14,156	4,857	
대 구	649,335	57,161	544,619	14,081	33,474	
0-14	147,992	42,146	102,415	99	3,332	
15-64	409,703	14,801	360,953	6,099	27,850	
65+	91,640	214	81,251	7,883	2,292	
인 천	750,814	82,138	610,719	13,836	44,121	
0-14	199,472	60,304	133,429	118	5,621	
15-64	465,051	21,573	401,917	5,727	35,834	
65+	86,291	261	75,373	7,991	2,666	
광 주	381,214	40,949	316,506	6,699	17,060	
0-14	108,356	33,629	72,424	68	2,235	
15-64	221,648	7,209	197,975	2,662	13,802	
65+	51,210	111	46,107	3,969	1,023	
대 전	417,657	50,800	339,607	7,261	19,989	
0-14	122,636	41,687	78,474	59	2,416	
15-64	244,314	8,957	216,407	2,787	16,163	
65+	50,707	156	44,726	4,415	1,410	
울 산	311,427	28,010	262,008	5,363	16,046	
0-14	80,595	21,951	56,770	59	1,815	
15-64	200,657	5,968	178,773	2,540	13,376	
65+	30,175	91	26,465	2,764	855	
경 기	3,288,724	351,389	2,724,839	52,642	159,854	
0-14	930,726	262,778	647,570	540	19,838	
15-64	1,986,019	87,598	1,748,101	21,026	129,294	
65+	371,979	1,013	329,168	31,076	10,722	
강 원	422,096	43,042	346,456	11,666	20,932	
0-14	88,286	30,933	55,188	80	2,085	
15-64	250,478	11,876	217,623	3,872	17,107	
65+	83,332	233	73,645	7,714	1,740	
충 북	424,064	44,911	349,687	10,912	18,554	
0-14	100,749	34,629	63,751	90	2,279	
15-64	248,176	10,119	219,164	3,699	15,194	
65+	75,139	163	66,772	7,123	1,081	
충 남	582,732	58,360	486,830	15,347	22,195	
0-14	139,454	44,710	91,670	122	2,952	
15-64	326,989	13,403	290,803	4,909	17,874	
65+	116,289	247	104,357	10,316	1,369	
전 북	473,799	38,532	402,325	12,824	20,118	
0-14	91,705	27,204	62,337	75	2,089	
15-64	276,926	11,121	245,377	3,990	16,438	
65+	105,168	207	94,611	8,759	1,591	
전 남	488,475	29,441	422,526	16,479	20,029	
0-14	76,546	18,931	55,596	89	1,930	
15-64	286,119	10,326	254,433	4,751	16,609	
65+	125,810	184	112,497	11,639	1,490	
경 북	756,884	67,768	638,389	21,977	28,750	
0-14	166,642	51,732	111,444	144	3,322	
15-64	436,117	15,724	389,830	7,002	23,561	
65+	154,125	312	137,115	14,831	1,867	
경 남	890,330	75,819	749,876	21,980	42,655	
0-14	205,440	54,605	145,869	177	4,789	
15-64	546,297	20,886	481,592	8,226	35,593	
65+	138,593	328	122,415	13,577	2,273	
제 주	147,028	11,874	122,900	3,359	8,895	
0-14	31,894	7,928	22,796	28	1,142	
15-64	89,909	3,868	77,807	1,166	7,068	
65+	25,225	78	22,297	2,165	685	

12. 시도, 가구주의 성, 연령 및 혼인상태별 가구(계속)

Households by Household Head's Sex, Age and Marital Status for Provinces(Cont'd)

단위 : 가구

[2013년]

Unit : Household

남자 Male	혼인상태별 가구 By marital status					
	계 Total	미혼 Single	유배우 Married	사별 Widowed	이혼 Divorced	
전국	13,815,027	1,445,434	11,392,581	289,144	687,868	
0~14	3,339,232	1,059,057	2,204,289	1,985	73,901	
15~64	8,332,389	380,334	7,289,708	103,598	558,749	
65+	2,143,406	6,043	1,898,584	183,561	55,218	
서울	2,766,918	359,954	2,221,598	49,682	135,684	
0~14	732,538	269,616	448,441	305	14,176	
15~64	1,620,652	88,745	1,407,213	17,259	107,435	
65+	413,728	1,593	365,944	32,118	14,073	
부산	940,626	80,133	778,831	23,845	57,817	
0~14	181,332	52,613	123,422	111	5,186	
15~64	596,042	27,017	512,899	9,088	47,038	
65+	163,252	503	142,510	14,646	5,593	
대구	651,408	58,009	544,601	14,131	34,667	
0~14	142,582	41,949	97,328	86	3,219	
15~64	412,621	15,828	362,047	5,940	28,806	
65+	96,205	232	85,226	8,105	2,642	
인천	761,758	84,575	617,082	14,072	46,029	
0~14	195,772	60,972	129,156	106	5,538	
15~64	474,453	23,309	408,068	5,675	37,401	
65+	91,533	294	79,858	8,291	3,090	
광주	384,505	41,530	318,490	6,727	17,758	
0~14	105,596	33,583	69,758	59	2,196	
15~64	225,068	7,823	200,272	2,588	14,385	
65+	53,841	124	48,460	4,080	1,177	
대전	423,493	51,911	343,290	7,365	20,927	
0~14	120,977	41,988	76,552	52	2,385	
15~64	248,960	9,749	219,555	2,740	16,916	
65+	53,556	174	47,183	4,573	1,626	
울산	315,286	28,767	264,252	5,499	16,768	
0~14	79,084	22,258	54,971	54	1,801	
15~64	203,353	6,402	180,491	2,515	13,945	
65+	32,849	107	28,790	2,930	1,022	
경기	3,360,786	363,452	2,774,403	53,656	169,275	
0~14	914,390	266,339	627,974	490	19,587	
15~64	2,053,495	95,992	1,799,172	21,011	137,320	
65+	392,901	1,121	347,257	32,155	12,368	
강원	423,578	43,643	346,620	11,630	21,685	
0~14	84,407	30,596	51,767	74	1,970	
15~64	254,045	12,797	219,664	3,799	17,785	
65+	85,126	250	75,189	7,757	1,930	
충북	427,853	45,701	351,924	10,951	19,277	
0~14	97,604	34,549	60,774	78	2,203	
15~64	253,012	10,976	222,517	3,656	15,863	
65+	77,237	176	68,633	7,217	1,211	
충남	591,046	59,658	492,822	15,319	23,247	
0~14	136,078	44,616	88,440	113	2,909	
15~64	335,844	14,772	297,420	4,844	18,808	
65+	119,124	270	106,962	10,362	1,530	
전북	473,553	39,271	400,861	12,690	20,731	
0~14	87,542	27,066	58,427	67	1,982	
15~64	278,712	11,979	245,913	3,855	16,965	
65+	107,299	226	96,521	8,768	1,784	
전남	486,300	30,079	419,408	16,234	20,579	
0~14	71,732	18,801	51,052	77	1,802	
15~64	287,020	11,088	254,231	4,574	17,127	
65+	127,548	190	114,125	11,583	1,650	
경북	759,929	68,702	639,668	21,854	29,705	
0~14	161,692	51,468	106,854	131	3,239	
15~64	440,102	16,901	392,033	6,817	24,351	
65+	158,135	333	140,781	14,906	2,115	
경남	899,272	77,830	754,884	22,104	44,454	
0~14	197,393	54,728	137,892	157	4,616	
15~64	557,180	22,738	489,132	8,098	37,212	
65+	144,699	364	127,860	13,849	2,626	
제주	148,716	12,219	123,847	3,385	9,265	
0~14	30,513	7,915	21,481	25	1,092	
15~64	91,830	4,218	79,081	1,139	7,392	
65+	26,373	86	23,285	2,221	781	

12. 시도, 가구주의 성, 연령 및 혼인상태별 가구(계속)

Households by Household Head's Sex, Age and Marital Status for Provinces(Cont'd)

단위 : 가구

Unit : Household

[2014년]

남자 Male	혼인상태별 가구 By marital status				
	계 Total	미혼 Single	유배우 Married	사별 Widowed	이혼 Divorced
전국	13,953,907	1,479,290	11,467,945	290,947	715,725
0~14	3,257,889	1,063,493	2,120,117	1,813	72,466
15~64	8,464,672	409,194	7,372,841	101,674	580,963
65+	2,231,346	6,603	1,974,987	187,460	62,296
서울	2,785,812	364,871	2,229,895	50,063	140,983
0~14	712,839	267,562	431,074	275	13,928
15~64	1,639,780	95,585	1,416,298	16,672	111,225
65+	433,193	1,724	382,523	33,116	15,830
부산	943,030	81,773	777,851	23,976	59,430
0~14	176,440	52,576	118,673	104	5,087
15~64	594,891	28,644	509,485	8,764	47,998
65+	171,699	553	149,693	15,108	6,345
대구	653,092	58,972	544,148	14,185	35,787
0~14	138,029	41,954	92,869	78	3,128
15~64	414,057	16,761	361,877	5,780	29,639
65+	101,006	257	89,402	8,327	3,020
인천	772,435	87,188	623,037	14,327	47,883
0~14	192,799	61,900	125,312	99	5,488
15~64	482,789	24,959	413,334	5,636	38,860
65+	96,847	329	84,391	8,592	3,535
광주	387,516	42,181	320,164	6,764	18,407
0~14	102,853	33,617	67,031	54	2,151
15~64	227,943	8,427	202,089	2,510	14,917
65+	56,720	137	51,044	4,200	1,339
대전	429,195	53,113	346,751	7,484	21,847
0~14	119,547	42,384	74,746	48	2,369
15~64	253,017	10,537	222,164	2,697	17,619
65+	56,631	192	49,841	4,739	1,859
울산	319,036	29,660	266,269	5,640	17,467
0~14	77,750	22,700	53,206	51	1,793
15~64	205,612	6,838	181,818	2,486	14,470
65+	35,674	122	31,245	3,103	1,204
경기	3,430,336	376,210	2,820,810	54,701	178,615
0~14	899,706	270,761	609,114	449	19,382
15~64	2,117,747	104,207	1,847,271	21,081	145,188
65+	412,883	1,242	364,425	33,171	14,045
강원	424,893	44,349	346,569	11,592	22,383
0~14	81,204	30,446	48,820	65	1,873
15~64	257,756	13,643	221,907	3,774	18,432
65+	85,933	260	75,842	7,753	2,078
충북	431,536	46,610	353,956	10,991	19,979
0~14	95,036	34,634	58,182	71	2,149
15~64	257,586	11,785	225,664	3,634	16,503
65+	78,914	191	70,110	7,286	1,327
충남	599,210	61,115	498,523	15,293	24,279
0~14	132,963	44,691	85,301	106	2,865
15~64	343,985	16,131	303,370	4,776	19,708
65+	122,262	293	109,852	10,411	1,706
전북	473,188	40,088	399,265	12,554	21,281
0~14	83,852	27,040	54,877	57	1,878
15~64	279,724	12,805	245,778	3,723	17,418
65+	109,612	243	98,610	8,774	1,985
전남	483,972	30,808	416,118	15,999	21,047
0~14	67,634	18,808	47,076	68	1,682
15~64	286,938	11,796	253,186	4,405	17,551
65+	129,400	204	115,856	11,526	1,814
경북	762,597	69,701	640,584	21,729	30,583
0~14	157,296	51,306	102,698	121	3,171
15~64	442,813	18,031	393,105	6,633	25,044
65+	162,488	364	144,781	14,975	2,368
경남	907,766	80,046	759,351	22,234	46,135
0~14	190,624	55,158	130,850	145	4,471
15~64	566,362	24,488	495,206	7,983	38,685
65+	150,780	400	133,295	14,106	2,979
제주	150,293	12,605	124,654	3,415	9,619
0~14	29,317	7,956	20,288	22	1,051
15~64	93,672	4,557	80,289	1,120	7,706
65+	27,304	92	24,077	2,273	862

12. 시도, 가구주의 성, 연령 및 혼인상태별 가구(계속)

Households by Household Head's Sex, Age and Marital Status for Provinces(Cont'd)

단위 : 가구

Unit : Household

[2015년]

남자 Male	혼인상태별 가구 By marital status					
	계 Total	미혼 Single	유배우 Married	사별 Widowed	이혼 Divorced	
전 국	14,084,414	1,515,643	11,533,468	292,847	742,456	
0~14	3,189,786	1,072,288	2,044,445	1,653	71,400	
15~64	8,582,263	436,167	7,444,503	99,950	601,643	
65+	2,312,365	7,188	2,044,520	191,244	69,413	
서울	2,802,128	370,108	2,235,506	50,457	146,057	
0~14	695,152	266,388	414,767	246	13,751	
15~64	1,656,089	101,852	1,423,369	16,138	114,730	
65+	450,887	1,868	397,370	34,073	17,576	
부산	944,750	83,517	776,195	24,108	60,930	
0~14	171,975	52,721	114,154	95	5,005	
15~64	592,990	30,193	505,554	8,437	48,806	
65+	179,785	603	156,487	15,576	7,119	
대구	654,453	60,022	543,356	14,247	36,828	
0~14	134,202	42,148	88,929	71	3,054	
15~64	414,716	17,592	361,127	5,625	30,372	
65+	105,535	282	93,300	8,551	3,402	
인천	782,809	89,967	628,579	14,593	49,670	
0~14	190,306	63,061	121,709	91	5,445	
15~64	490,633	26,539	418,247	5,612	40,235	
65+	101,870	367	88,623	8,890	3,990	
광주	390,233	42,926	321,482	6,799	19,026	
0~14	100,640	33,804	64,659	49	2,128	
15~64	230,342	8,971	203,528	2,442	15,401	
65+	59,251	151	53,295	4,308	1,497	
대전	434,684	54,403	349,929	7,600	22,752	
0~14	118,733	42,917	73,395	45	2,376	
15~64	256,423	11,271	224,224	2,652	18,276	
65+	59,528	215	52,310	4,903	2,100	
울산	322,677	30,658	268,091	5,795	18,133	
0~14	76,640	23,257	51,558	46	1,779	
15~64	207,509	7,260	182,833	2,460	14,956	
65+	38,528	141	33,700	3,289	1,398	
경기	3,497,358	389,806	2,863,956	55,770	187,826	
0~14	887,631	276,362	591,612	414	19,243	
15~64	2,178,370	112,085	1,892,241	21,211	152,833	
65+	431,357	1,359	380,103	34,145	15,750	
강원	426,076	45,149	346,329	11,554	23,044	
0~14	78,949	30,517	46,566	56	1,810	
15~64	260,893	14,361	223,749	3,765	19,018	
65+	86,234	271	76,014	7,733	2,216	
충북	435,108	47,612	355,837	11,042	20,617	
0~14	92,987	34,879	55,935	66	2,107	
15~64	261,787	12,532	228,556	3,625	17,074	
65+	80,334	201	71,346	7,351	1,436	
충남	607,213	62,731	503,929	15,271	25,282	
0~14	130,475	44,980	82,555	99	2,841	
15~64	351,710	17,436	308,989	4,722	20,563	
65+	125,028	315	112,385	10,450	1,878	
전북	472,732	40,951	397,601	12,424	21,756	
0~14	81,142	27,160	52,129	52	1,801	
15~64	279,352	13,531	244,482	3,574	17,765	
65+	112,238	260	100,990	8,798	2,190	
전남	481,582	31,588	412,743	15,772	21,479	
0~14	64,479	18,949	43,886	60	1,584	
15~64	286,286	12,422	251,707	4,242	17,915	
65+	130,817	217	117,150	11,470	1,980	
경북	764,928	70,762	641,159	21,614	31,393	
0~14	153,293	51,249	98,822	110	3,112	
15~64	445,556	19,117	394,289	6,472	25,678	
65+	166,079	396	148,048	15,032	2,603	
경남	915,905	82,428	763,408	22,354	47,715	
0~14	184,854	55,850	124,525	132	4,347	
15~64	574,261	26,134	500,224	7,869	40,034	
65+	156,790	444	138,659	14,353	3,334	
제주	151,778	13,015	125,368	3,447	9,948	
0~14	28,328	8,046	19,244	21	1,017	
15~64	95,346	4,871	81,384	1,104	7,987	
65+	28,104	98	24,740	2,322	944	

12. 시도, 가구주의 성, 연령 및 혼인상태별 가구(계속)

Households by Household Head's Sex, Age and Marital Status for Provinces(Cont'd)

단위 : 가구

Unit : Household

[2016년]

남자 Male	혼인상태별 가구 By marital status				
	계 Total	미혼 Single	유배우 Married	사별 Widowed	이혼 Divorced
전국	14,206,597	1,554,343	11,589,403	294,899	767,952
0~14	3,133,260	1,084,957	1,976,082	1,529	70,692
15~64	8,679,743	461,534	7,499,345	98,435	620,429
65+	2,393,594	7,852	2,113,976	194,935	76,831
서울	2,815,871	375,757	2,238,364	50,862	150,888
0~14	678,345	265,956	398,564	227	13,598
15~64	1,671,176	107,784	1,429,658	15,700	118,034
65+	466,350	2,017	410,142	34,935	19,256
부산	945,850	85,329	773,967	24,249	62,305
0~14	168,803	53,145	110,580	89	4,989
15~64	588,831	31,515	499,834	8,111	49,371
65+	188,216	669	163,553	16,049	7,945
대구	655,494	61,175	542,224	14,317	37,778
0~14	130,951	42,501	85,400	64	2,986
15~64	414,370	18,364	359,560	5,479	30,967
65+	110,173	310	97,264	8,774	3,825
인천	792,841	92,891	633,700	14,864	51,386
0~14	189,121	64,539	119,027	86	5,469
15~64	497,590	27,951	422,501	5,630	41,508
65+	106,130	401	92,172	9,148	4,409
광주	392,722	43,749	322,524	6,847	19,602
0~14	98,572	34,082	62,337	46	2,107
15~64	232,440	9,501	204,708	2,382	15,849
65+	61,710	166	55,479	4,419	1,646
대전	439,957	55,757	352,868	7,718	23,614
0~14	118,205	43,537	72,236	40	2,392
15~64	259,184	11,983	225,721	2,611	18,869
65+	62,568	237	54,911	5,067	2,353
울산	326,237	31,752	269,756	5,956	18,773
0~14	75,734	23,907	50,016	46	1,765
15~64	208,858	7,680	183,366	2,429	15,383
65+	41,645	165	36,374	3,481	1,625
경기	3,561,942	404,238	2,903,994	56,872	196,838
0~14	878,555	283,143	575,834	383	19,195
15~64	2,233,576	119,604	1,932,476	21,400	160,096
65+	449,811	1,491	395,684	35,089	17,547
강원	427,034	45,994	345,874	11,522	23,644
0~14	77,201	30,710	44,672	52	1,767
15~64	262,509	14,993	224,292	3,739	19,485
65+	87,324	291	76,910	7,731	2,392
충북	438,444	48,660	357,477	11,080	21,227
0~14	91,287	35,210	53,944	61	2,072
15~64	264,761	13,229	230,364	3,594	17,574
65+	82,396	221	73,169	7,425	1,581
충남	614,990	64,481	509,004	15,253	26,252
0~14	128,318	45,426	79,968	96	2,828
15~64	359,089	18,716	314,315	4,686	21,372
65+	127,583	339	114,721	10,471	2,052
전북	472,189	41,875	395,836	12,295	22,183
0~14	79,007	27,399	49,822	44	1,742
15~64	279,015	14,198	243,292	3,455	18,070
65+	114,167	278	102,722	8,796	2,371
전남	479,107	32,388	409,304	15,554	21,861
0~14	61,867	19,165	41,152	53	1,497
15~64	284,809	12,993	249,530	4,089	18,197
65+	132,431	230	118,622	11,412	2,167
경북	766,951	71,874	641,421	21,510	32,146
0~14	149,905	51,311	95,413	105	3,076
15~64	446,222	20,129	393,630	6,285	26,178
65+	170,824	434	152,378	15,120	2,892
경남	923,774	84,961	767,113	22,503	49,197
0~14	179,931	56,756	118,828	119	4,228
15~64	580,661	27,708	503,959	7,756	41,238
65+	163,182	497	144,326	14,628	3,731
제주	153,194	13,462	125,977	3,497	10,258
0~14	27,458	8,170	18,289	18	981
15~64	96,652	5,186	82,139	1,089	8,238
65+	29,084	106	25,549	2,390	1,039

12. 시도, 가구주의 성, 연령 및 혼인상태별 가구(계속)

Households by Household Head's Sex, Age and Marital Status for Provinces(Cont'd)

단위 : 가구

[2017년]

Unit : Household

남자 Male	혼인상태별 가구 By marital status						
	계 Total	미혼 Single	유배우 Married	사별 Widowed	이혼 Divorced		
전국	14,320,482	1,594,773	11,636,532	296,988	792,189		
0~14	3,081,608	1,099,206	1,910,855	1,429	70,118		
15~64	8,752,092	486,942	7,531,348	96,865	636,937		
65+	2,486,782	8,625	2,194,329	198,694	85,134		
서울	2,827,256	381,759	2,238,740	51,269	155,488		
0~14	662,114	265,924	382,505	208	13,477		
15~64	1,680,189	113,630	1,430,479	15,230	120,850		
65+	484,953	2,205	425,756	35,831	21,161		
부산	946,230	87,147	771,123	24,385	63,575		
0~14	165,536	53,542	106,941	83	4,970		
15~64	584,737	32,873	494,169	7,838	49,857		
65+	195,957	732	170,013	16,464	8,748		
대구	656,276	62,397	540,829	14,378	38,672		
0~14	128,325	42,945	82,378	60	2,942		
15~64	413,464	19,114	357,501	5,351	31,498		
65+	114,487	338	100,950	8,967	4,232		
인천	802,486	95,907	638,419	15,140	53,020		
0~14	187,979	66,054	116,358	82	5,485		
15~64	502,318	29,406	424,733	5,599	42,580		
65+	112,189	447	97,328	9,459	4,955		
광주	394,979	44,621	323,315	6,894	20,149		
0~14	96,774	34,425	60,214	42	2,093		
15~64	234,292	10,017	205,660	2,341	16,274		
65+	63,913	179	57,441	4,511	1,782		
대전	444,976	57,183	355,492	7,845	24,456		
0~14	117,767	44,207	71,101	39	2,420		
15~64	261,293	12,713	226,605	2,571	19,404		
65+	65,916	263	57,786	5,235	2,632		
울산	329,758	32,921	271,335	6,123	19,379		
0~14	74,840	24,593	48,464	39	1,744		
15~64	210,292	8,142	183,945	2,414	15,791		
65+	44,626	186	38,926	3,670	1,844		
경기	3,624,316	419,451	2,941,288	57,978	205,599		
0~14	870,431	290,540	560,378	361	19,152		
15~64	2,278,677	127,240	1,963,369	21,432	166,636		
65+	475,208	1,671	417,541	36,185	19,811		
강원	427,691	46,863	345,166	11,486	24,176		
0~14	75,675	30,946	42,951	49	1,729		
15~64	261,574	15,593	222,574	3,641	19,766		
65+	90,442	324	79,641	7,796	2,681		
충북	441,527	49,698	358,889	11,119	21,821		
0~14	89,602	35,525	51,974	58	2,045		
15~64	265,634	13,921	230,252	3,510	17,951		
65+	86,291	252	76,663	7,551	1,825		
충남	622,401	66,331	513,662	15,244	27,164		
0~14	125,740	45,882	76,976	88	2,794		
15~64	365,926	20,080	319,072	4,648	22,126		
65+	130,735	369	117,614	10,508	2,244		
전북	471,501	42,792	393,955	12,182	22,572		
0~14	77,667	27,718	48,191	44	1,714		
15~64	278,659	14,786	242,156	3,381	18,336		
65+	115,175	288	103,608	8,757	2,522		
전남	476,635	33,214	405,898	15,341	22,182		
0~14	59,971	19,455	39,038	48	1,430		
15~64	283,584	13,514	247,646	3,994	18,430		
65+	133,080	245	119,214	11,299	2,322		
경북	768,563	72,982	641,345	21,406	32,830		
0~14	146,536	51,352	92,050	99	3,035		
15~64	447,669	21,165	393,688	6,158	26,658		
65+	174,358	465	155,607	15,149	3,137		
경남	931,376	87,593	770,558	22,666	50,559		
0~14	175,880	57,778	113,858	112	4,132		
15~64	585,822	29,265	506,578	7,673	42,306		
65+	169,674	550	150,122	14,881	4,121		
제주	154,511	13,914	126,518	3,532	10,547		
0~14	26,771	8,320	17,478	17	956		
15~64	97,962	5,483	82,921	1,084	8,474		
65+	29,778	111	26,119	2,431	1,117		

12. 시도, 가구주의 성, 연령 및 혼인상태별 가구(계속)

Households by Household Head's Sex, Age and Marital Status for Provinces(Cont'd)

단위 : 가구

Unit : Household

[2018년]

남자 Male	혼인상태별 가구 By marital status					
	계 Total	미혼 Single	유배우 Married	사별 Widowed	이혼 Divorced	
전국	14,426,481	1,636,399	11,675,873	299,151	815,058	
0~14	3,026,188	1,112,191	1,843,380	1,345	69,272	
15~64	8,810,197	514,559	7,549,404	94,816	651,418	
65+	2,590,096	9,649	2,283,089	202,990	94,368	
서울	2,836,193	388,058	2,236,631	51,690	159,814	
0~14	644,119	265,535	365,119	193	13,272	
15~64	1,686,781	120,082	1,428,735	14,681	123,283	
65+	505,293	2,441	442,777	36,816	23,259	
부산	945,994	88,965	767,777	24,529	64,723	
0~14	161,657	53,733	102,927	80	4,917	
15~64	579,578	34,418	487,492	7,509	50,159	
65+	204,759	814	177,358	16,940	9,647	
대구	656,842	63,644	539,275	14,441	39,482	
0~14	126,226	43,408	79,838	57	2,923	
15~64	411,049	19,863	354,125	5,197	31,864	
65+	119,567	373	105,312	9,187	4,695	
인천	811,759	98,973	642,791	15,417	54,578	
0~14	186,745	67,466	113,708	79	5,492	
15~64	506,080	30,995	426,037	5,538	43,510	
65+	118,934	512	103,046	9,800	5,576	
광주	396,980	45,533	323,852	6,942	20,653	
0~14	94,751	34,736	57,910	41	2,064	
15~64	235,884	10,602	206,343	2,289	16,650	
65+	66,345	195	59,599	4,612	1,939	
대전	449,734	58,651	357,830	7,976	25,277	
0~14	116,976	44,828	69,672	40	2,436	
15~64	263,141	13,525	227,207	2,513	19,896	
65+	69,617	298	60,951	5,423	2,945	
울산	333,212	34,122	272,852	6,296	19,942	
0~14	73,522	25,209	46,583	38	1,692	
15~64	211,553	8,690	184,345	2,371	16,147	
65+	48,137	223	41,924	3,887	2,103	
경기	3,684,716	435,220	2,976,291	59,111	214,094	
0~14	861,441	297,800	544,271	337	19,033	
15~64	2,319,650	135,514	1,990,086	21,347	172,703	
65+	503,625	1,906	441,934	37,427	22,358	
강원	428,094	47,748	344,231	11,464	24,651	
0~14	74,311	31,180	41,383	47	1,701	
15~64	260,190	16,201	220,476	3,539	19,974	
65+	93,593	367	82,372	7,878	2,976	
충북	444,325	50,728	360,085	11,161	22,351	
0~14	88,152	35,809	50,259	54	2,030	
15~64	266,548	14,629	230,194	3,438	18,287	
65+	89,625	290	79,632	7,669	2,034	
충남	629,529	68,256	517,971	15,246	28,056	
0~14	122,813	46,286	73,697	84	2,746	
15~64	372,476	21,559	323,478	4,593	22,846	
65+	134,240	411	120,796	10,569	2,464	
전북	470,649	43,710	391,962	12,051	22,926	
0~14	76,376	28,008	46,644	39	1,685	
15~64	277,717	15,395	240,502	3,282	18,538	
65+	116,556	307	104,816	8,730	2,703	
전남	474,031	34,037	402,443	15,120	22,431	
0~14	58,379	19,753	37,215	44	1,367	
15~64	282,102	14,024	245,598	3,896	18,584	
65+	133,550	260	119,630	11,180	2,480	
경북	769,917	74,096	641,047	21,308	33,466	
0~14	143,062	51,318	88,669	92	2,983	
15~64	447,974	22,270	392,660	5,995	27,049	
65+	178,881	508	159,718	15,221	3,434	
경남	938,751	90,289	773,822	22,832	51,808	
0~14	171,420	58,657	108,670	103	3,990	
15~64	590,660	31,009	508,819	7,561	43,271	
65+	176,671	623	156,333	15,168	4,547	
제주	155,755	14,369	127,013	3,567	10,806	
0~14	26,238	8,465	16,815	17	941	
15~64	98,814	5,783	83,307	1,067	8,657	
65+	30,703	121	26,891	2,483	1,208	

12. 시도, 가구주의 성, 연령 및 혼인상태별 가구(계속)

Households by Household Head's Sex, Age and Marital Status for Provinces(Cont'd)

단위 : 가구

Unit : Household

[2019년]

남자 Male	혼인상태별 가구 By marital status					
	계 Total	미혼 Single	유배우 Married	사별 Widowed	이혼 Divorced	
전국	14,524,579	1,678,068	11,708,623	301,343	836,545	
0~14	2,960,289	1,121,351	1,769,925	1,236	67,777	
15~64	8,856,348	545,831	7,553,911	92,623	663,983	
65+	2,707,942	10,886	2,384,787	207,484	104,785	
서울	2,843,091	394,487	2,232,627	52,099	163,878	
0~14	620,954	263,843	344,138	175	12,798	
15~64	1,695,463	127,937	1,427,804	14,154	125,568	
65+	526,674	2,707	460,685	37,770	25,512	
부산	945,036	90,754	763,861	24,668	65,753	
0~14	156,826	53,615	98,335	73	4,803	
15~64	573,780	36,227	480,075	7,178	50,300	
65+	214,430	912	185,451	17,417	10,650	
대구	657,075	64,882	537,482	14,490	40,221	
0~14	123,666	43,697	77,041	53	2,875	
15~64	408,655	20,762	350,688	5,046	32,159	
65+	124,754	423	109,753	9,391	5,187	
인천	820,698	102,027	646,886	15,708	56,077	
0~14	184,094	68,475	110,136	74	5,409	
15~64	510,087	32,962	427,284	5,462	44,379	
65+	126,517	590	109,466	10,172	6,289	
광주	398,714	46,441	324,171	6,979	21,123	
0~14	92,729	35,006	55,654	37	2,032	
15~64	236,741	11,211	206,353	2,222	16,955	
65+	69,244	224	62,164	4,720	2,136	
대전	454,138	60,079	359,887	8,113	26,059	
0~14	115,788	45,309	67,999	37	2,443	
15~64	264,627	14,431	227,421	2,458	20,317	
65+	73,723	339	64,467	5,618	3,299	
울산	336,633	35,330	274,353	6,472	20,478	
0~14	72,411	25,804	44,938	34	1,635	
15~64	212,393	9,276	184,328	2,332	16,457	
65+	51,829	250	45,087	4,106	2,386	
경기	3,743,312	451,280	3,009,487	60,253	222,292	
0~14	849,249	304,231	526,004	310	18,704	
15~64	2,358,537	144,847	2,014,110	21,233	178,347	
65+	535,526	2,202	469,373	38,710	25,241	
강원	428,135	48,553	343,078	11,444	25,060	
0~14	73,144	31,359	40,054	45	1,686	
15~64	257,484	16,775	217,241	3,421	20,047	
65+	97,507	419	85,783	7,978	3,327	
충북	446,847	51,663	361,147	11,212	22,825	
0~14	86,474	35,949	48,468	50	2,007	
15~64	266,930	15,390	229,610	3,362	18,568	
65+	93,443	324	83,069	7,800	2,250	
충남	636,411	70,203	522,068	15,245	28,895	
0~14	119,512	46,579	70,175	80	2,678	
15~64	378,361	23,159	327,170	4,530	23,502	
65+	138,538	465	124,723	10,635	2,715	
전북	469,629	44,582	389,856	11,938	23,253	
0~14	75,486	28,257	45,510	36	1,683	
15~64	274,750	15,978	237,015	3,161	18,596	
65+	119,393	347	107,331	8,741	2,974	
전남	471,313	34,840	398,956	14,902	22,615	
0~14	57,509	20,088	36,049	40	1,332	
15~64	278,878	14,472	242,008	3,782	18,616	
65+	134,926	280	120,899	11,080	2,667	
경북	770,787	75,132	640,424	21,206	34,025	
0~14	139,419	51,119	85,286	85	2,929	
15~64	447,045	23,452	390,442	5,820	27,331	
65+	184,323	561	164,696	15,301	3,765	
경남	945,841	92,983	776,914	23,012	52,932	
0~14	167,315	59,422	103,955	93	3,845	
15~64	593,144	32,856	508,854	7,410	44,024	
65+	185,382	705	164,105	15,509	5,063	
제주	156,919	14,832	127,426	3,602	11,059	
0~14	25,713	8,598	16,183	14	918	
15~64	99,473	6,096	83,508	1,052	8,817	
65+	31,733	138	27,735	2,536	1,324	

12. 시도, 가구주의 성, 연령 및 혼인상태별 가구(계속)

Households by Household Head's Sex, Age and Marital Status for Provinces(Cont'd)

단위 : 가구

Unit : Household

[2020년]

남자 Male	혼인상태별 가구 By marital status				
	계 Total	미혼 Single	유배우 Married	사별 Widowed	이혼 Divorced
전국	14,614,411	1,718,586	11,735,515	303,604	856,706
0~14	2,882,106	1,125,038	1,690,416	1,123	65,529
15~64	8,885,837	581,253	7,540,168	89,950	674,466
65+	2,846,468	12,295	2,504,931	212,531	116,711
서울	2,847,752	400,798	2,226,750	52,522	167,682
0~14	595,439	261,058	322,052	157	12,172
15~64	1,700,889	136,728	1,423,153	13,565	127,443
65+	551,424	3,012	481,545	38,800	28,067
부산	943,443	92,452	759,498	24,815	66,678
0~14	150,821	53,069	93,071	66	4,615
15~64	567,505	38,372	471,990	6,822	50,321
65+	225,117	1,011	194,437	17,927	11,742
대구	656,913	66,033	535,455	14,528	40,897
0~14	120,532	43,733	73,955	48	2,796
15~64	405,494	21,830	346,442	4,865	32,357
65+	130,887	470	115,058	9,615	5,744
인천	829,275	105,051	650,718	16,013	57,493
0~14	180,895	69,174	106,371	67	5,283
15~64	513,020	35,192	427,367	5,356	45,105
65+	135,360	685	116,980	10,590	7,105
광주	400,203	47,312	324,309	7,021	21,561
0~14	90,120	35,110	53,008	33	1,969
15~64	237,345	11,950	206,030	2,150	17,215
65+	72,738	252	65,271	4,838	2,377
대전	458,231	61,440	361,748	8,248	26,795
0~14	113,708	45,547	65,723	34	2,404
15~64	266,075	15,512	227,488	2,382	20,693
65+	78,448	381	68,537	5,832	3,698
울산	339,969	36,527	275,830	6,641	20,971
0~14	71,349	26,323	43,423	30	1,573
15~64	212,642	9,912	183,750	2,280	16,700
65+	55,978	292	48,657	4,331	2,698
경기	3,800,052	467,348	3,040,989	61,443	230,272
0~14	832,878	309,254	505,215	281	18,128
15~64	2,393,745	155,545	2,033,735	20,995	183,470
65+	573,429	2,549	502,039	40,167	28,674
강원	427,879	49,255	341,786	11,419	25,419
0~14	71,522	31,307	38,517	41	1,657
15~64	254,665	17,470	213,837	3,292	20,066
65+	101,692	478	89,432	8,086	3,696
충북	449,001	52,473	362,058	11,255	23,215
0~14	84,399	35,862	46,533	48	1,956
15~64	266,955	16,245	228,647	3,273	18,790
65+	97,647	366	86,878	7,934	2,469
충남	642,936	72,049	525,962	15,241	29,684
0~14	115,406	46,567	66,205	71	2,563
15~64	383,978	24,964	330,435	4,455	24,124
65+	143,552	518	129,322	10,715	2,997
전북	468,418	45,351	387,711	11,825	23,531
0~14	74,312	28,336	44,277	34	1,665
15~64	271,223	16,622	232,981	3,022	18,598
65+	122,883	393	110,453	8,769	3,268
전남	468,456	35,586	395,462	14,680	22,728
0~14	56,827	20,372	35,113	36	1,306
15~64	273,926	14,902	236,874	3,624	18,526
65+	137,703	312	123,475	11,020	2,896
경북	771,271	76,041	639,576	21,108	34,546
0~14	135,042	50,619	81,501	79	2,843
15~64	445,435	24,803	387,468	5,617	27,547
65+	190,794	619	170,607	15,412	4,156
경남	952,614	95,607	779,838	23,211	53,958
0~14	163,761	60,031	99,930	85	3,715
15~64	593,262	34,772	506,674	7,229	44,587
65+	195,591	804	173,234	15,897	5,656
제주	157,998	15,263	127,825	3,634	11,276
0~14	25,095	8,676	15,522	13	884
15~64	99,678	6,434	83,297	1,023	8,924
65+	33,225	153	29,006	2,598	1,468

12. 시도, 가구주의 성, 연령 및 혼인상태별 가구(계속)

Households by Household Head's Sex, Age and Marital Status for Provinces(Cont'd)

단위 : 가구

[2021년]

Unit : Household

남자 Male	혼인상태별 가구 By marital status						
	계 Total	미혼 Single	유배우 Married	사별 Widowed	이혼 Divorced		
전국	14,697,233	1,757,985	11,757,480	305,999	875,769		
0~14	2,798,251	1,124,202	1,610,218	1,017	62,814		
15~64	8,901,125	619,608	7,511,940	86,763	682,814		
65+	2,997,857	14,175	2,635,322	218,219	130,141		
서울	2,850,475	406,890	2,219,410	52,939	171,236		
0~14	568,584	257,279	299,741	137	11,427		
15~64	1,705,474	146,219	1,417,280	12,942	129,033		
65+	576,417	3,392	502,389	39,860	30,776		
부산	941,341	94,126	754,754	24,954	67,507		
0~14	144,309	52,242	87,625	59	4,383		
15~64	560,727	40,735	463,369	6,427	50,196		
65+	236,305	1,149	203,760	18,468	12,928		
대구	656,483	67,130	533,262	14,587	41,504		
0~14	117,107	43,566	70,812	43	2,686		
15~64	401,487	23,024	341,390	4,655	32,418		
65+	137,889	540	121,060	9,889	6,400		
인천	837,510	108,032	654,321	16,319	58,838		
0~14	177,519	69,623	102,692	64	5,140		
15~64	514,579	37,595	426,137	5,197	45,650		
65+	145,412	814	125,492	11,058	8,048		
광주	401,520	48,156	324,311	7,074	21,979		
0~14	87,275	35,095	50,263	29	1,888		
15~64	237,861	12,766	205,568	2,077	17,450		
65+	76,384	295	68,480	4,968	2,641		
대전	462,108	62,781	363,420	8,378	27,529		
0~14	110,793	45,552	62,883	31	2,327		
15~64	267,912	16,785	227,770	2,296	21,061		
65+	83,403	444	72,767	6,051	4,141		
울산	343,232	37,698	277,246	6,827	21,461		
0~14	70,804	26,830	42,414	27	1,533		
15~64	211,972	10,527	182,367	2,214	16,864		
65+	60,456	341	52,465	4,586	3,064		
경기	3,855,042	483,263	3,071,073	62,650	238,056		
0~14	815,184	313,170	484,338	254	17,422		
15~64	2,423,404	167,072	2,047,817	20,577	187,938		
65+	616,454	3,021	538,918	41,819	32,696		
강원	427,339	49,899	340,294	11,404	25,742		
0~14	69,457	31,065	36,750	38	1,604		
15~64	251,150	18,273	209,750	3,129	19,998		
65+	106,732	561	93,794	8,237	4,140		
충북	450,902	53,202	362,819	11,306	23,575		
0~14	81,732	35,548	44,260	44	1,880		
15~64	266,292	17,232	226,975	3,153	18,932		
65+	102,878	422	91,584	8,109	2,763		
충남	649,144	73,802	529,686	15,248	30,408		
0~14	110,636	46,261	61,908	62	2,405		
15~64	389,225	26,950	333,223	4,357	24,695		
65+	149,283	591	134,555	10,829	3,308		
전북	467,094	46,042	385,550	11,720	23,782		
0~14	72,826	28,253	42,908	33	1,632		
15~64	267,777	17,348	228,986	2,881	18,562		
65+	126,491	441	113,656	8,806	3,588		
전남	465,519	36,251	391,987	14,485	22,796		
0~14	56,659	20,632	34,685	34	1,308		
15~64	268,614	15,275	231,505	3,474	18,360		
65+	140,246	344	125,797	10,977	3,128		
경북	771,338	76,843	638,487	21,017	34,991		
0~14	130,213	49,865	77,547	71	2,730		
15~64	442,927	26,270	383,593	5,382	27,682		
65+	198,198	708	177,347	15,564	4,579		
경남	959,132	98,166	782,668	23,421	54,877		
0~14	160,740	60,504	96,560	78	3,598		
15~64	592,027	36,730	503,313	7,013	44,971		
65+	206,365	932	182,795	16,330	6,308		
제주	159,054	15,704	128,192	3,670	11,488		
0~14	24,413	8,717	14,832	13	851		
15~64	99,697	6,807	82,897	989	9,004		
65+	34,944	180	30,463	2,668	1,633		

12. 시도, 가구주의 성, 연령 및 혼인상태별 가구(계속)

Households by Household Head's Sex, Age and Marital Status for Provinces(Cont'd)

단위 : 가구

[2022년]

Unit : Household

남자 Male	혼인상태별 가구 By marital status						
	계 Total	미혼 Single	유배우 Married	사별 Widowed	이혼 Divorced		
전국	14,776,639	1,795,291	11,780,409	308,607	892,332		
0~14	2,722,524	1,120,669	1,541,224	919	59,712		
15~64	8,895,640	658,263	7,464,934	83,834	688,609		
65+	3,158,475	16,359	2,774,251	223,854	144,011		
서울	2,851,687	412,407	2,211,642	53,381	174,257		
0~14	543,208	252,933	279,582	119	10,574		
15~64	1,706,420	155,640	1,408,233	12,381	130,166		
65+	602,059	3,834	523,827	40,881	33,517		
부산	938,969	95,736	749,969	25,112	68,152		
0~14	138,604	51,408	83,002	54	4,140		
15~64	553,414	43,034	454,329	6,092	49,959		
65+	246,951	1,294	212,638	18,966	14,053		
대구	655,923	68,135	531,151	14,651	41,986		
0~14	113,943	43,281	68,066	39	2,557		
15~64	396,845	24,230	335,782	4,464	32,369		
65+	145,135	624	127,303	10,148	7,060		
인천	845,551	110,892	658,000	16,632	60,027		
0~14	174,349	69,839	99,499	56	4,955		
15~64	515,069	40,093	423,908	5,045	46,023		
65+	156,133	960	134,593	11,531	9,049		
광주	402,812	48,956	324,399	7,133	22,324		
0~14	84,449	34,987	47,662	26	1,774		
15~64	238,143	13,628	204,863	2,009	17,643		
65+	80,220	341	71,874	5,098	2,907		
대전	465,854	64,038	365,115	8,523	28,178		
0~14	107,894	45,409	60,231	29	2,225		
15~64	269,004	18,113	227,347	2,213	21,331		
65+	88,956	516	77,537	6,281	4,622		
울산	346,441	38,789	278,742	7,019	21,891		
0~14	70,910	27,299	42,072	25	1,514		
15~64	210,348	11,093	180,174	2,146	16,935		
65+	65,183	397	56,496	4,848	3,442		
경기	3,909,271	498,583	3,101,513	63,908	245,267		
0~14	799,928	316,231	466,857	227	16,613		
15~64	2,446,227	178,786	2,055,594	20,186	191,661		
65+	663,116	3,566	579,062	43,495	36,993		
강원	426,729	50,505	338,845	11,396	25,983		
0~14	67,293	30,689	35,042	34	1,528		
15~64	247,164	19,159	205,183	2,968	19,854		
65+	112,272	657	98,620	8,394	4,601		
충북	452,789	53,899	363,658	11,357	23,875		
0~14	79,046	35,120	42,105	40	1,781		
15~64	265,132	18,277	224,800	3,039	19,016		
65+	108,611	502	96,753	8,278	3,078		
충남	655,276	75,491	533,478	15,261	31,046		
0~14	106,627	45,938	58,380	57	2,252		
15~64	392,745	28,870	334,467	4,262	25,146		
65+	155,904	683	140,631	10,942	3,648		
전북	465,776	46,694	383,482	11,631	23,969		
0~14	71,396	28,078	41,696	31	1,591		
15~64	264,056	18,113	224,718	2,754	18,471		
65+	130,324	503	117,068	8,846	3,907		
전남	462,593	36,857	388,645	14,303	22,788		
0~14	56,494	20,795	34,365	33	1,301		
15~64	263,090	15,675	225,952	3,333	18,130		
65+	143,009	387	128,328	10,937	3,357		
경북	771,316	77,570	637,490	20,939	35,317		
0~14	125,822	49,018	74,135	66	2,603		
15~64	439,672	27,746	379,032	5,174	27,720		
65+	205,822	806	184,323	15,699	4,994		
경남	965,595	100,612	785,716	23,657	55,610		
0~14	158,701	60,907	94,226	72	3,496		
15~64	588,649	38,620	498,105	6,801	45,123		
65+	218,245	1,085	193,385	16,784	6,991		
제주	160,057	16,127	128,564	3,704	11,662		
0~14	23,860	8,737	14,304	11	808		
15~64	99,662	7,186	82,447	967	9,062		
65+	36,535	204	31,813	2,726	1,792		

12. 시도, 가구주의 성, 연령 및 혼인상태별 가구(계속)

Households by Household Head's Sex, Age and Marital Status for Provinces(Cont'd)

단위 : 가구

Unit : Household

[2023년]

남자 Male	혼인상태별 가구 By marital status					
	계 Total	미혼 Single	유배우 Married	사별 Widowed	이혼 Divorced	
전 국	14,851,284	1,830,219	11,802,908	311,336	906,821	
0~14	2,665,981	1,116,443	1,491,536	831	57,171	
15~64	8,855,260	694,758	7,388,878	80,628	690,996	
65+	3,330,043	19,018	2,922,494	229,877	158,654	
서 울	2,851,339	417,305	2,203,378	53,838	176,818	
0~14	521,839	248,621	263,315	103	9,800	
15~64	1,701,886	164,327	1,394,963	11,834	130,762	
65+	627,614	4,357	545,100	41,901	36,256	
부 산	936,236	97,252	745,051	25,276	68,657	
0~14	133,862	50,562	79,324	48	3,928	
15~64	544,760	45,225	444,248	5,758	49,529	
65+	257,614	1,465	221,479	19,470	15,200	
대 구	655,204	69,012	529,070	14,715	42,407	
0~14	111,787	43,012	66,274	33	2,468	
15~64	391,113	25,288	329,347	4,263	32,215	
65+	152,304	712	133,449	10,419	7,724	
인 천	853,335	113,621	661,637	16,967	61,110	
0~14	172,028	69,963	97,214	51	4,800	
15~64	513,161	42,506	419,658	4,859	46,138	
65+	168,146	1,152	144,765	12,057	10,172	
광 주	404,004	49,698	324,528	7,190	22,588	
0~14	82,135	34,841	45,597	24	1,673	
15~64	237,359	14,463	203,228	1,929	17,739	
65+	84,510	394	75,703	5,237	3,176	
대 전	469,433	65,198	366,796	8,672	28,767	
0~14	105,501	45,189	58,155	25	2,132	
15~64	269,387	19,406	226,327	2,124	21,530	
65+	94,545	603	82,314	6,523	5,105	
울 산	349,619	39,831	280,286	7,229	22,273	
0~14	71,057	27,642	41,893	24	1,498	
15~64	208,197	11,715	177,488	2,070	16,924	
65+	70,365	474	60,905	5,135	3,851	
경 기	3,962,124	513,241	3,131,745	65,192	251,946	
0~14	791,085	319,113	455,784	205	15,983	
15~64	2,455,477	188,851	2,051,820	19,645	194,161	
65+	715,562	4,277	624,141	45,342	41,802	
강 원	425,949	51,060	337,344	11,400	26,145	
0~14	65,544	30,291	33,757	31	1,465	
15~64	242,791	20,013	200,318	2,819	19,641	
65+	117,614	756	103,269	8,550	5,039	
충 북	454,570	54,531	364,495	11,413	24,131	
0~14	77,143	34,711	40,680	35	1,717	
15~64	262,933	19,236	221,776	2,917	19,004	
65+	114,494	584	102,039	8,461	3,410	
충 남	661,300	77,135	537,269	15,280	31,616	
0~14	104,145	45,748	56,179	52	2,166	
15~64	393,737	30,580	333,586	4,142	25,429	
65+	163,418	807	147,504	11,086	4,021	
전 북	464,385	47,296	381,511	11,533	24,045	
0~14	70,103	27,821	40,714	28	1,540	
15~64	259,855	18,905	220,027	2,617	18,306	
65+	134,427	570	120,770	8,888	4,199	
전 남	459,685	37,413	385,405	14,129	22,738	
0~14	56,436	20,886	34,222	33	1,295	
15~64	256,859	16,086	219,759	3,184	17,830	
65+	146,390	441	131,424	10,912	3,613	
경 북	771,107	78,190	636,464	20,882	35,571	
0~14	122,397	48,148	71,674	61	2,514	
15~64	435,040	29,121	373,322	4,960	27,637	
65+	213,670	921	191,468	15,861	5,420	
경 남	971,925	102,907	788,951	23,871	56,196	
0~14	157,343	61,140	92,728	67	3,408	
15~64	583,536	40,499	491,385	6,568	45,084	
65+	231,046	1,268	204,838	17,236	7,704	
세 주	161,069	16,529	128,978	3,749	11,813	
0~14	23,576	8,755	14,026	11	784	
15~64	99,169	7,537	81,626	939	9,067	
65+	38,324	237	33,326	2,799	1,962	

12. 시도, 가구주의 성, 연령 및 혼인상태별 가구(계속)

Households by Household Head's Sex, Age and Marital Status for Provinces(Cont'd)

단위 : 가구

Unit : Household

[2024년]

남자 Male	혼인상태별 가구 By marital status					
	계 Total	미혼 Single	유배우 Married	사별 Widowed	이혼 Divorced	
전국	14,919,552	1,861,912	11,823,973	314,315	919,352	
0~14	2,630,333	1,112,123	1,461,898	769	55,543	
15~64	8,779,245	727,762	7,284,096	77,337	690,050	
65+	3,509,974	22,027	3,077,979	236,209	173,759	
서울	2,849,265	421,406	2,194,594	54,293	178,972	
0~14	506,462	244,948	252,166	93	9,255	
15~64	1,690,107	171,533	1,376,501	11,312	130,761	
65+	652,696	4,925	565,927	42,888	38,956	
부산	933,072	98,612	739,986	25,458	69,016	
0~14	130,040	49,715	76,521	43	3,761	
15~64	534,700	47,243	433,128	5,427	48,902	
65+	268,332	1,654	230,337	19,988	16,353	
대구	654,280	69,767	526,955	14,800	42,758	
0~14	110,710	42,776	65,471	32	2,431	
15~64	383,390	26,172	321,302	4,055	31,861	
65+	160,180	819	140,182	10,713	8,466	
인천	860,748	116,161	665,194	17,312	62,081	
0~14	170,703	70,048	95,901	47	4,707	
15~64	509,231	44,747	413,807	4,654	46,023	
65+	180,814	1,366	155,486	12,611	11,351	
광주	405,084	50,332	324,685	7,266	22,801	
0~14	80,635	34,668	44,335	22	1,610	
15~64	235,303	15,201	200,520	1,850	17,732	
65+	89,146	463	79,830	5,394	3,459	
대전	472,819	66,236	368,423	8,840	29,320	
0~14	103,949	44,941	56,900	23	2,085	
15~64	268,598	20,592	224,339	2,038	21,629	
65+	100,272	703	87,184	6,779	5,606	
울산	352,652	40,770	281,816	7,446	22,620	
0~14	71,459	27,884	42,053	23	1,499	
15~64	205,446	12,325	174,292	1,986	16,843	
65+	75,747	561	65,471	5,437	4,278	
경기	4,013,450	527,070	3,161,657	66,541	258,182	
0~14	789,883	322,151	451,862	190	15,680	
15~64	2,452,382	199,829	2,037,876	19,062	195,615	
65+	771,185	5,090	671,919	47,289	46,887	
강원	425,004	51,502	335,840	11,401	26,261	
0~14	64,024	29,816	32,766	29	1,413	
15~64	238,017	20,824	195,154	2,672	19,367	
65+	122,963	862	107,920	8,700	5,481	
충북	456,114	55,059	365,314	11,494	24,247	
0~14	75,658	34,244	39,715	33	1,666	
15~64	259,987	20,136	218,149	2,801	18,901	
65+	120,469	679	107,450	8,660	3,680	
충남	667,066	78,663	541,004	15,314	32,085	
0~14	102,331	45,519	54,660	49	2,103	
15~64	393,372	32,206	331,553	4,013	25,600	
65+	171,363	938	154,791	11,252	4,382	
전북	462,807	47,811	379,498	11,445	24,053	
0~14	69,040	27,481	40,026	26	1,507	
15~64	255,158	19,687	214,896	2,494	18,081	
65+	138,609	643	124,576	8,925	4,465	
전남	456,749	37,915	382,202	13,964	22,668	
0~14	55,927	20,811	33,829	29	1,258	
15~64	250,295	16,605	213,185	3,022	17,483	
65+	150,527	499	135,188	10,913	3,927	
경북	770,547	78,684	635,317	20,841	35,705	
0~14	119,530	47,188	69,839	58	2,445	
15~64	428,890	30,438	366,282	4,743	27,427	
65+	222,127	1,058	199,196	16,040	5,833	
경남	977,927	105,023	792,141	24,119	56,644	
0~14	156,582	61,185	91,979	62	3,356	
15~64	576,073	42,346	482,626	6,300	44,801	
65+	245,272	1,492	217,536	17,757	8,487	
제주	161,968	16,901	129,347	3,781	11,939	
0~14	23,400	8,748	13,875	10	767	
15~64	98,296	7,878	80,486	908	9,024	
65+	40,272	275	34,986	2,863	2,148	

12. 시도, 가구주의 성, 연령 및 혼인상태별 가구(계속)

Households by Household Head's Sex, Age and Marital Status for Provinces(Cont'd)

단위 : 가구

Unit : Household

[2025년]

남자 Male	혼인상태별 가구 By marital status					
	계 Total	미혼 Single	유배우 Married	사별 Widowed	이혼 Divorced	
전국	14,979,949	1,890,165	11,841,893	317,619	930,272	
0~14	2,609,708	1,107,019	1,447,245	723	54,721	
15~64	8,679,118	757,781	7,160,565	74,172	686,600	
65+	3,691,123	25,365	3,234,083	242,724	188,951	
서울	2,845,352	424,769	2,185,012	54,810	180,761	
0~14	494,059	241,338	243,811	81	8,829	
15~64	1,674,501	177,866	1,355,424	10,835	130,376	
65+	676,792	5,565	585,777	43,894	41,556	
부산	929,420	99,863	734,692	25,642	69,223	
0~14	127,520	49,045	74,771	40	3,664	
15~64	523,616	48,967	421,385	5,128	48,136	
65+	278,284	1,851	238,536	20,474	17,423	
대구	653,059	70,388	524,760	14,890	43,021	
0~14	110,068	42,484	65,127	30	2,427	
15~64	375,304	26,976	313,030	3,868	31,430	
65+	167,687	928	146,603	10,992	9,164	
인천	867,624	118,499	668,485	17,669	62,971	
0~14	170,114	70,087	95,309	45	4,673	
15~64	503,860	46,812	406,846	4,454	45,748	
65+	193,650	1,600	166,330	13,170	12,550	
광주	405,969	50,850	324,810	7,349	22,960	
0~14	79,999	34,511	43,884	20	1,584	
15~64	232,163	15,800	196,954	1,772	17,637	
65+	93,807	539	83,972	5,557	3,739	
대전	475,984	67,129	370,028	9,008	29,819	
0~14	102,541	44,565	55,919	21	2,036	
15~64	267,350	21,750	221,970	1,955	21,675	
65+	106,093	814	92,139	7,032	6,108	
울산	355,464	41,633	283,247	7,671	22,913	
0~14	72,475	28,121	42,794	23	1,537	
15~64	201,699	12,848	170,289	1,897	16,665	
65+	81,290	664	70,164	5,751	4,711	
경기	4,062,530	540,046	3,190,553	67,966	263,965	
0~14	794,271	325,150	453,264	183	15,674	
15~64	2,439,217	208,872	2,015,776	18,449	196,120	
65+	829,042	6,024	721,513	49,334	52,171	
강원	423,761	51,797	334,224	11,399	26,341	
0~14	62,467	29,168	31,910	27	1,362	
15~64	233,224	21,644	189,970	2,538	19,072	
65+	128,070	985	112,344	8,834	5,907	
충북	457,414	55,445	366,049	11,568	24,352	
0~14	74,330	33,662	39,011	31	1,626	
15~64	256,617	21,007	214,161	2,691	18,758	
65+	126,467	776	112,877	8,846	3,968	
충남	672,552	80,021	544,651	15,367	32,513	
0~14	100,542	45,116	53,340	45	2,041	
15~64	392,452	33,828	329,028	3,896	25,700	
65+	179,558	1,077	162,283	11,426	4,772	
전북	461,137	48,239	377,469	11,360	24,069	
0~14	68,320	27,086	39,712	26	1,496	
15~64	249,623	20,423	209,069	2,365	17,766	
65+	143,194	730	128,688	8,969	4,807	
전남	453,700	38,327	378,994	13,831	22,548	
0~14	55,920	20,724	33,913	28	1,255	
15~64	243,248	17,038	206,263	2,869	17,078	
65+	154,532	565	138,818	10,934	4,215	
경북	769,689	78,997	634,043	20,832	35,817	
0~14	116,823	46,070	68,306	55	2,392	
15~64	421,833	31,728	358,448	4,522	27,135	
65+	231,033	1,199	207,289	16,255	6,290	
경남	983,469	106,906	795,165	24,431	56,967	
0~14	156,820	61,150	92,250	59	3,361	
15~64	567,290	44,028	472,844	6,055	44,363	
65+	259,359	1,728	230,071	18,317	9,243	
제주	162,825	17,256	129,711	3,826	12,032	
0~14	23,439	8,742	13,924	9	764	
15~64	97,121	8,194	79,108	878	8,941	
65+	42,265	320	36,679	2,939	2,327	

12. 시도, 가구주의 성, 연령 및 혼인상태별 가구(계속)

Households by Household Head's Sex, Age and Marital Status for Provinces(Cont'd)

단위 : 가구

[2026년]

Unit : Household

남자 Male	혼인상태별 가구 By marital status					
	계 Total	미혼 Single	유배우 Married	사별 Widowed	이혼 Divorced	
전 국	15,030,721	1,915,038	11,854,995	321,011		939,677
0~14	2,587,383	1,098,048	1,434,595	701		54,039
15~64	8,574,755	787,789	7,034,205	71,089		681,672
65+	3,868,583	29,201	3,386,195	249,221		203,966
서울	2,839,387	427,458	2,174,391	55,345		182,193
0~14	481,895	237,216	236,186	73		8,420
15~64	1,659,006	183,982	1,334,800	10,414		129,810
65+	698,486	6,260	603,405	44,858		43,963
부산	925,151	100,980	729,017	25,817		69,337
0~14	124,575	48,138	72,845	38		3,554
15~64	513,559	50,773	410,560	4,855		47,371
65+	287,017	2,069	245,612	20,924		18,412
대구	651,453	70,914	522,330	14,987		43,222
0~14	108,775	41,923	64,421	30		2,401
15~64	367,398	27,927	304,859	3,671		30,941
65+	175,280	1,064	153,050	11,286		9,880
인천	873,890	120,625	671,446	18,028		63,791
0~14	169,804	70,002	95,073	44		4,685
15~64	497,524	48,750	399,197	4,247		45,330
65+	206,562	1,873	177,176	13,737		13,776
광주	406,651	51,277	324,845	7,436		23,093
0~14	79,215	34,216	43,424	20		1,555
15~64	229,204	16,439	193,547	1,701		17,517
65+	98,232	622	87,874	5,715		4,021
대전	478,832	67,892	371,495	9,186		30,259
0~14	100,083	43,857	54,262	20		1,944
15~64	267,173	23,101	220,451	1,881		21,740
65+	111,576	934	96,782	7,285		6,575
울산	358,001	42,364	284,542	7,901		23,194
0~14	73,818	28,285	43,901	24		1,608
15~64	197,216	13,298	165,704	1,806		16,408
65+	86,967	781	74,937	6,071		5,178
경기	4,108,963	552,144	3,217,952	69,448		269,419
0~14	799,704	327,345	456,383	178		15,798
15~64	2,422,518	217,714	1,990,907	17,845		196,052
65+	886,741	7,085	770,662	51,425		57,569
강원	422,238	51,960	332,534	11,392		26,352
0~14	60,586	28,313	30,947	25		1,301
15~64	228,434	22,515	184,787	2,401		18,731
65+	133,218	1,132	116,800	8,966		6,320
충북	458,473	55,748	366,683	11,650		24,392
0~14	72,132	32,786	37,766	30		1,550
15~64	253,216	22,059	210,020	2,565		18,572
65+	133,125	903	118,897	9,055		4,270
충남	677,618	81,227	548,122	15,426		32,843
0~14	98,097	44,380	51,730	42		1,945
15~64	391,268	35,593	326,173	3,770		25,732
65+	188,253	1,254	170,219	11,614		5,166
전북	459,251	48,538	375,373	11,286		24,054
0~14	67,475	26,549	39,422	25		1,479
15~64	244,216	21,156	203,383	2,247		17,430
65+	147,560	833	132,568	9,014		5,145
전남	450,467	38,606	375,800	13,669		22,392
0~14	56,436	20,623	34,497	29		1,287
15~64	235,633	17,341	198,963	2,718		16,611
65+	158,398	642	142,340	10,922		4,494
경북	768,280	79,134	632,484	20,826		35,836
0~14	113,624	44,690	66,557	54		2,323
15~64	414,978	33,072	350,793	4,313		26,800
65+	239,678	1,372	215,134	16,459		6,713
경남	988,437	108,590	797,917	24,749		57,181
0~14	157,575	60,995	93,104	60		3,416
15~64	557,690	45,588	462,500	5,809		43,793
65+	273,172	2,007	242,313	18,880		9,972
제주	163,629	17,581	130,064	3,865		12,119
0~14	23,589	8,730	14,077	9		773
15~64	95,722	8,481	77,561	846		8,834
65+	44,318	370	38,426	3,010		2,512

12. 시도, 가구주의 성, 연령 및 혼인상태별 가구(계속)

Households by Household Head's Sex, Age and Marital Status for Provinces(Cont'd)

단위 : 가구

[2027년]

Unit : Household

남자 Male	혼인상태별 가구 By marital status				
	계 Total	미혼 Single	유배우 Married	사별 Widowed	이혼 Divorced
전 국	15,071,049	1,936,900	11,861,831	324,531	947,787
0~14	2,572,958	1,088,233	1,429,902	684	54,139
15~64	8,457,992	815,490	6,899,101	68,172	675,229
65+	4,040,099	33,177	3,532,828	255,675	218,419
서 울	2,831,094	429,506	2,162,427	55,868	183,293
0~14	475,088	234,173	232,556	69	8,290
15~64	1,637,363	188,351	1,310,185	10,028	128,799
65+	718,643	6,982	619,686	45,771	46,204
부 산	920,149	101,934	722,911	25,989	69,315
0~14	122,497	47,342	71,602	36	3,517
15~64	502,666	52,310	399,254	4,597	46,505
65+	294,986	2,282	252,055	21,356	19,293
대 구	649,409	71,348	519,629	15,079	43,353
0~14	107,511	41,256	63,825	29	2,401
15~64	359,311	28,883	296,554	3,485	30,389
65+	182,587	1,209	159,250	11,565	10,563
인 천	879,411	122,561	673,941	18,417	64,492
0~14	169,524	69,735	95,005	43	4,741
15~64	490,892	50,674	391,329	4,050	44,839
65+	218,995	2,152	187,607	14,324	14,912
광 주	407,097	51,564	324,834	7,520	23,179
0~14	78,746	33,873	43,300	20	1,553
15~64	225,842	16,981	189,883	1,633	17,345
65+	102,509	710	91,651	5,867	4,281
대 전	481,418	68,603	372,783	9,363	30,669
0~14	98,766	43,279	53,561	18	1,908
15~64	265,731	24,260	217,936	1,806	21,729
65+	116,921	1,064	101,286	7,539	7,032
울 산	360,213	42,993	285,641	8,132	23,447
0~14	74,207	28,162	44,364	25	1,656
15~64	193,405	13,926	161,621	1,709	16,149
65+	92,601	905	79,656	6,398	5,642
경 기	4,152,299	563,407	3,243,404	70,955	274,533
0~14	803,854	328,246	459,430	177	16,001
15~64	2,404,596	226,952	1,964,782	17,262	195,600
65+	943,849	8,209	819,192	53,516	62,932
강 원	420,432	52,008	330,663	11,399	26,362
0~14	59,491	27,582	30,601	25	1,283
15~64	222,866	23,154	179,100	2,275	18,337
65+	138,075	1,272	120,962	9,099	6,742
충 북	459,292	55,978	367,143	11,745	24,426
0~14	70,852	32,037	37,257	29	1,529
15~64	249,431	22,902	205,712	2,463	18,354
65+	139,009	1,039	124,174	9,253	4,543
충 남	682,421	82,362	551,424	15,506	33,129
0~14	96,699	43,732	51,017	41	1,909
15~64	389,144	37,191	322,611	3,652	25,690
65+	196,578	1,439	177,796	11,813	5,530
전 북	457,117	48,744	373,153	11,226	23,994
0~14	66,744	25,950	39,287	24	1,483
15~64	238,778	21,857	197,722	2,135	17,064
65+	151,595	937	136,144	9,067	5,447
전 남	447,088	38,775	372,564	13,522	22,227
0~14	56,787	20,402	35,025	30	1,330
15~64	228,122	17,656	191,741	2,580	16,145
65+	162,179	717	145,798	10,912	4,752
경 북	766,434	79,144	630,626	20,828	35,836
0~14	110,974	43,303	65,331	50	2,290
15~64	407,308	34,295	342,496	4,110	26,407
65+	248,152	1,546	222,799	16,668	7,139
경 남	992,841	110,089	800,334	25,079	57,339
0~14	157,472	60,471	93,481	59	3,461
15~64	548,302	47,326	452,235	5,569	43,172
65+	287,067	2,292	254,618	19,451	10,706
세 주	164,334	17,884	130,354	3,903	12,193
0~14	23,746	8,690	14,260	9	787
15~64	94,235	8,772	75,940	818	8,705
65+	46,353	422	40,154	3,076	2,701

12. 시도, 가구주의 성, 연령 및 혼인상태별 가구(계속)

Households by Household Head's Sex, Age and Marital Status for Provinces(Cont'd)

단위 : 가구

[2028년]

Unit : Household

남자 Male	혼인상태별 가구 By marital status					
	계 Total	미혼 Single	유배우 Married	사별 Widowed	이혼 Divorced	
전 국	15,100,446	1,956,051	11,861,420	328,398		954,577
0~14	2,557,910	1,076,496	1,426,143	680		54,591
15~64	8,340,204	842,194	6,764,587	65,503		667,920
65+	4,202,332	37,361	3,670,690	262,215		232,066
서 울	2,820,461	431,012	2,148,942	56,422		184,085
0~14	469,355	231,148	229,875	67		8,265
15~64	1,613,309	192,102	1,284,044	9,671		127,492
65+	737,797	7,762	635,023	46,684		48,328
부 산	914,555	102,780	716,390	26,170		69,215
0~14	120,510	46,528	70,442	35		3,505
15~64	492,409	53,762	388,628	4,370		45,649
65+	301,636	2,490	257,320	21,765		20,061
대 구	646,894	71,675	516,613	15,182		43,424
0~14	106,099	40,492	63,174	29		2,404
15~64	351,753	29,825	288,766	3,315		29,847
65+	189,042	1,358	164,673	11,838		11,173
인 천	884,137	124,264	675,911	18,833		65,129
0~14	168,692	69,189	94,655	44		4,804
15~64	484,846	52,633	383,990	3,874		44,349
65+	230,599	2,442	197,266	14,915		15,976
광 주	407,295	51,764	324,670	7,609		23,252
0~14	78,541	33,510	43,438	19		1,574
15~64	222,104	17,454	185,943	1,568		17,139
65+	106,650	800	95,289	6,022		4,539
대 전	483,734	69,271	373,891	9,554		31,018
0~14	98,150	42,788	53,424	19		1,919
15~64	263,867	25,284	215,167	1,748		21,668
65+	121,717	1,199	105,300	7,787		7,431
울 산	362,034	43,484	286,490	8,383		23,677
0~14	73,903	27,813	44,380	25		1,685
15~64	190,229	14,628	158,057	1,627		15,917
65+	97,902	1,043	84,053	6,731		6,075
경 기	4,191,970	573,736	3,266,442	72,543		279,249
0~14	806,906	328,162	462,284	176		16,284
15~64	2,384,696	236,128	1,937,141	16,692		194,735
65+	1,000,368	9,446	867,017	55,675		68,230
강 원	418,416	52,012	328,678	11,412		26,314
0~14	58,589	26,884	30,397	25		1,283
15~64	217,498	23,729	173,667	2,162		17,940
65+	142,329	1,399	124,614	9,225		7,091
충 북	459,940	56,154	367,461	11,867		24,458
0~14	69,996	31,370	37,062	28		1,536
15~64	245,302	23,624	201,215	2,368		18,095
65+	144,642	1,160	129,184	9,471		4,827
충 남	686,885	83,446	554,477	15,606		33,356
0~14	95,953	43,183	50,821	40		1,909
15~64	386,717	38,649	318,906	3,561		25,601
65+	204,215	1,614	184,750	12,005		5,846
전 북	454,869	48,883	370,894	11,175		23,917
0~14	65,818	25,261	39,044	25		1,488
15~64	233,864	22,585	192,530	2,032		16,717
65+	155,187	1,037	139,320	9,118		5,712
전 남	443,613	38,901	369,301	13,377		22,034
0~14	56,416	19,991	35,047	31		1,347
15~64	221,286	18,105	185,061	2,442		15,678
65+	165,911	805	149,193	10,904		5,009
경 북	764,123	79,049	628,420	20,860		35,794
0~14	108,115	41,825	63,977	49		2,264
15~64	400,252	35,502	334,809	3,932		26,009
65+	255,756	1,722	229,634	16,879		7,521
경 남	996,584	111,457	802,268	25,450		57,409
0~14	156,954	59,722	93,658	59		3,515
15~64	539,542	49,138	442,513	5,352		42,539
65+	300,088	2,597	266,097	20,039		11,355
제 주	164,936	18,163	130,572	3,955		12,246
0~14	23,913	8,630	14,465	9		809
15~64	92,530	9,046	74,150	789		8,545
65+	48,493	487	41,957	3,157		2,892

12. 시도, 가구주의 성, 연령 및 혼인상태별 가구(계속)

Households by Household Head's Sex, Age and Marital Status for Provinces(Cont'd)

단위 : 가구

Unit : Household

[2029년]

남자 Male	혼인상태별 가구 By marital status					
	계 Total	미혼 Single	유배우 Married	사별 Widowed	이혼 Divorced	
전 국	15,118,722	1,973,045	11,852,798	332,757	960,122	
0~14	2,531,927	1,060,974	1,415,382	677	54,894	
15~64	8,235,259	870,176	6,641,295	63,107	660,681	
65+	4,351,536	41,895	3,796,121	268,973	244,547	
서울	2,807,660	432,099	2,133,968	56,992	184,601	
0~14	463,030	227,753	226,930	65	8,282	
15~64	1,589,961	195,736	1,258,773	9,355	126,097	
65+	754,669	8,610	648,265	47,572	50,222	
부산	908,467	103,530	709,492	26,399	69,046	
0~14	117,637	45,439	68,698	35	3,465	
15~64	484,446	55,391	379,940	4,191	44,924	
65+	306,384	2,700	260,854	22,173	20,657	
대구	644,078	71,944	513,319	15,318	43,497	
0~14	104,014	39,526	62,062	29	2,397	
15~64	345,235	30,896	281,822	3,171	29,346	
65+	194,829	1,522	169,435	12,118	11,754	
인천	888,117	125,817	677,331	19,273	65,696	
0~14	166,933	68,307	93,738	43	4,845	
15~64	479,951	54,771	377,562	3,718	43,900	
65+	241,233	2,739	206,031	15,512	16,951	
광주	407,246	51,917	324,315	7,711	23,303	
0~14	78,339	33,115	43,603	20	1,601	
15~64	218,709	17,910	182,349	1,510	16,940	
65+	110,198	892	98,363	6,181	4,762	
대전	485,791	69,940	374,751	9,757	31,343	
0~14	97,449	42,258	53,239	18	1,934	
15~64	261,960	26,330	212,349	1,689	21,592	
65+	126,382	1,352	109,163	8,050	7,817	
울산	363,512	43,877	287,115	8,643	23,877	
0~14	72,732	27,219	43,797	25	1,691	
15~64	187,814	15,468	155,101	1,546	15,699	
65+	102,966	1,190	88,217	7,072	6,487	
경기	4,227,625	583,096	3,286,727	74,264	283,538	
0~14	806,369	326,630	463,017	178	16,544	
15~64	2,366,708	245,670	1,911,155	16,155	193,728	
65+	1,054,548	10,796	912,555	57,931	73,266	
강원	416,200	52,017	326,469	11,457	26,257	
0~14	57,510	26,140	30,061	26	1,283	
15~64	212,467	24,315	168,559	2,058	17,535	
65+	146,223	1,562	127,849	9,373	7,439	
충북	460,232	56,295	367,508	12,018	24,411	
0~14	69,009	30,672	36,762	28	1,547	
15~64	241,112	24,319	196,711	2,274	17,808	
65+	150,111	1,304	134,035	9,716	5,056	
충남	690,944	84,456	557,255	15,738	33,495	
0~14	94,969	42,567	50,459	40	1,903	
15~64	384,113	40,075	315,098	3,470	25,470	
65+	211,862	1,814	191,698	12,228	6,122	
전북	452,411	49,000	368,442	11,149	23,820	
0~14	64,382	24,463	38,422	25	1,472	
15~64	229,444	23,384	187,738	1,937	16,385	
65+	158,585	1,153	142,282	9,187	5,963	
전남	439,990	38,994	365,897	13,257	21,842	
0~14	55,697	19,485	34,831	29	1,352	
15~64	215,352	18,621	179,158	2,326	15,247	
65+	168,941	888	151,908	10,902	5,243	
경북	761,355	78,944	625,814	20,915	35,682	
0~14	104,533	40,197	62,079	48	2,209	
15~64	394,287	36,830	328,030	3,778	25,649	
65+	262,535	1,917	235,705	17,089	7,824	
경남	999,657	112,694	803,675	25,862	57,426	
0~14	155,382	58,667	93,110	59	3,546	
15~64	532,785	51,128	434,507	5,173	41,977	
65+	311,490	2,899	276,058	20,630	11,903	
제주	165,437	18,425	130,720	4,004	12,288	
0~14	23,942	8,536	14,574	9	823	
15~64	90,915	9,332	72,443	756	8,384	
65+	50,580	557	43,703	3,239	3,081	

12. 시도, 가구주의 성, 연령 및 혼인상태별 가구(계속)

Households by Household Head's Sex, Age and Marital Status for Provinces(Cont'd)

단위 : 가구

[2030년]

Unit : Household

남자 Male	혼인상태별 가구 By marital status						
	계 Total	미혼 Single	유배우 Married	사별 Widowed	이혼 Divorced		
전국	15,124,902	1,988,316	11,834,373	337,589			964,624
0~14	2,491,931	1,041,190	1,395,152	659			54,930
15~64	8,143,763	900,554	6,528,468	60,955			653,786
65+	4,489,208	46,572	3,910,753	275,975			255,908
서울	2,792,656	432,958	2,117,254	57,615			184,829
0~14	453,886	223,380	222,208	64			8,234
15~64	1,569,290	200,078	1,235,430	9,084			124,698
65+	769,480	9,500	659,616	48,467			51,897
부산	901,683	104,170	702,123	26,606			68,784
0~14	114,363	44,218	66,693	33			3,419
15~64	477,372	57,051	372,046	4,035			44,240
65+	309,948	2,901	263,384	22,538			21,125
대구	640,754	72,148	509,664	15,444			43,498
0~14	101,415	38,424	60,587	28			2,376
15~64	339,417	32,042	275,480	3,035			28,860
65+	199,922	1,682	173,597	12,381			12,262
인천	891,228	127,221	678,077	19,742			66,188
0~14	163,740	66,962	91,894	41			4,843
15~64	476,460	57,210	372,158	3,581			43,511
65+	251,028	3,049	214,025	16,120			17,834
광주	406,962	52,038	323,753	7,824			23,347
0~14	77,558	32,576	43,347	18			1,617
15~64	215,475	18,469	178,829	1,456			16,721
65+	113,929	993	101,577	6,350			5,009
대전	487,573	70,592	375,354	9,975			31,652
0~14	96,165	41,593	52,620	17			1,935
15~64	260,675	27,494	209,993	1,639			21,549
65+	130,733	1,505	112,741	8,319			8,168
울산	364,544	44,154	287,430	8,924			24,036
0~14	71,148	26,499	42,936	25			1,688
15~64	185,642	16,317	152,349	1,475			15,501
65+	107,754	1,338	92,145	7,424			6,847
경기	4,258,997	591,639	3,303,728	76,175			287,455
0~14	800,634	323,437	460,320	176			16,701
15~64	2,353,488	256,022	1,888,925	15,697			192,844
65+	1,104,875	12,180	954,483	60,302			77,910
강원	413,718	52,039	324,033	11,516			26,130
0~14	56,305	25,375	29,625	26			1,279
15~64	208,303	24,951	164,197	1,976			17,179
65+	149,110	1,713	130,211	9,514			7,672
충북	460,218	56,415	367,277	12,181			24,345
0~14	67,705	29,904	36,224	27			1,550
15~64	237,319	25,059	192,524	2,188			17,548
65+	155,194	1,452	138,529	9,966			5,247
충남	694,606	85,439	559,652	15,892			33,623
0~14	94,087	41,975	50,159	37			1,916
15~64	381,032	41,431	310,928	3,380			25,293
65+	219,487	2,033	198,565	12,475			6,414
전북	449,783	49,119	365,779	11,154			23,731
0~14	62,899	23,659	37,748	24			1,468
15~64	225,179	24,184	183,091	1,845			16,059
65+	161,705	1,276	144,940	9,285			6,204
전남	436,179	39,055	362,263	13,177			21,684
0~14	54,695	18,904	34,405	29			1,357
15~64	209,268	19,160	173,080	2,203			14,825
65+	172,216	991	154,778	10,945			5,502
경북	758,216	78,790	622,821	21,004			35,601
0~14	100,851	38,564	60,079	47			2,161
15~64	388,652	38,117	321,601	3,633			25,301
65+	268,713	2,109	241,141	17,324			8,139
경남	1,001,938	113,859	804,390	26,297			57,392
0~14	152,626	57,304	91,719	57			3,546
15~64	526,747	53,334	426,991	4,999			41,423
65+	322,565	3,221	285,680	21,241			12,423
제주	165,847	18,680	130,775	4,063			12,329
0~14	23,854	8,416	14,588	10			840
15~64	89,444	9,635	70,846	729			8,234
65+	52,549	629	45,341	3,324			3,255

12. 시도, 가구주의 성, 연령 및 혼인상태별 가구(계속)

Households by Household Head's Sex, Age and Marital Status for Provinces(Cont'd)

단위 : 가구

[2000년]

Unit : Household

여자 Female	혼인상태별 가구 By marital status					
	계 Total	미혼 Single	유배우 Married	사별 Widowed	이혼 Divorced	
전국	2,682,773	575,317	435,559	1,371,420	300,477	
0~14	799,987	511,423	158,200	41,029	89,335	
15~64	1,221,626	60,440	256,802	702,749	201,635	
65+	661,160	3,454	20,557	627,642	9,507	
서울	605,946	192,571	109,125	220,196	84,054	
0~14	234,591	170,344	35,238	7,111	21,898	
15~64	282,624	21,175	69,292	132,717	59,440	
65+	88,731	1,052	4,595	80,368	2,716	
부산	219,306	37,507	35,552	115,139	31,108	
0~14	53,293	31,633	10,734	3,436	7,490	
15~64	119,717	5,555	23,394	68,197	22,571	
65+	46,296	319	1,424	43,506	1,047	
대구	147,355	33,052	25,688	70,067	18,548	
0~14	46,922	29,669	8,791	2,877	5,585	
15~64	72,107	3,187	15,877	40,586	12,457	
65+	28,326	196	1,020	26,604	506	
인천	116,557	24,617	21,906	50,337	19,697	
0~14	39,086	21,499	8,812	2,217	6,558	
15~64	56,289	2,981	12,219	28,397	12,692	
65+	21,182	137	875	19,723	447	
광주	84,444	21,780	17,797	36,506	8,361	
0~14	32,145	20,689	7,007	1,502	2,947	
15~64	36,298	1,027	10,249	19,798	5,224	
65+	16,001	64	541	15,206	190	
대전	77,260	23,273	16,022	28,359	9,606	
0~14	32,311	21,477	6,436	1,344	3,054	
15~64	33,611	1,709	9,060	16,525	6,317	
65+	11,338	87	526	10,490	235	
울산	42,534	8,416	6,680	21,032	6,406	
0~14	13,113	7,557	2,599	892	2,065	
15~64	20,974	829	3,876	12,043	4,226	
65+	8,447	30	205	8,097	115	
경기	391,425	89,289	78,908	168,320	54,908	
0~14	134,612	77,944	31,366	7,216	18,086	
15~64	182,852	10,795	44,210	92,556	35,291	
65+	73,961	550	3,332	68,548	1,531	
강원	97,639	18,749	15,400	55,710	7,780	
0~14	26,737	16,976	5,781	1,524	2,456	
15~64	43,234	1,682	8,862	27,649	5,041	
65+	27,668	91	757	26,537	283	
충북	87,640	19,884	12,858	48,005	6,893	
0~14	27,406	18,409	5,101	1,528	2,368	
15~64	35,903	1,389	7,054	23,160	4,300	
65+	24,331	86	703	23,317	225	
충남	113,407	17,716	14,774	73,599	7,318	
0~14	25,920	16,015	5,801	1,664	2,440	
15~64	46,929	1,589	7,891	32,844	4,605	
65+	40,558	112	1,082	39,091	273	
전북	131,926	17,567	18,285	87,359	8,715	
0~14	27,828	15,763	7,252	1,889	2,924	
15~64	54,814	1,645	9,897	37,790	5,482	
65+	49,284	159	1,136	47,680	309	
전남	153,098	12,015	15,349	119,204	6,530	
0~14	20,997	10,857	5,954	1,937	2,249	
15~64	61,710	1,013	8,161	48,584	3,952	
65+	70,391	145	1,234	68,683	329	
경북	185,341	26,062	19,609	128,707	10,963	
0~14	36,314	23,395	7,136	2,527	3,256	
15~64	76,026	2,463	10,990	55,323	7,250	
65+	73,001	204	1,483	70,857	457	
경남	191,130	26,823	22,220	126,445	15,642	
0~14	39,775	23,949	8,036	2,927	4,863	
15~64	83,710	2,711	12,942	57,814	10,243	
65+	67,645	163	1,242	65,704	536	
제주	37,765	5,996	5,386	22,435	3,948	
0~14	8,937	5,247	2,156	438	1,096	
15~64	14,828	690	2,828	8,766	2,544	
65+	14,000	59	402	13,231	308	

12. 시도, 가구주의 성, 연령 및 혼인상태별 가구(계속)

Households by Household Head's Sex, Age and Marital Status for Provinces(Cont'd)

단위 : 가구

Unit : Household

[2001년]

여자 Female	혼인상태별 가구 By marital status				
	계 Total	미혼 Single	유배우 Married	사별 Widowed	이혼 Divorced
전국	2,857,591	620,432	507,279	1,395,714	334,166
0~14	864,069	548,649	184,824	37,109	93,487
15~64	1,287,356	67,781	295,883	693,979	229,713
65+	706,166	4,002	26,572	664,626	10,966
서울	636,853	203,356	121,902	222,844	88,751
0~14	245,704	179,192	38,280	6,299	21,933
15~64	294,855	22,998	77,571	130,435	63,851
65+	96,294	1,166	6,051	86,110	2,967
부산	231,962	40,208	39,589	118,329	33,836
0~14	56,277	33,730	11,784	3,044	7,719
15~64	125,262	6,106	26,059	68,158	24,939
65+	50,423	372	1,746	47,127	1,178
대구	154,880	34,431	28,436	71,694	20,319
0~14	48,618	30,687	9,652	2,575	5,704
15~64	75,628	3,521	17,532	40,535	14,040
65+	30,634	223	1,252	28,584	575
인천	127,332	26,920	26,435	52,158	21,819
0~14	42,979	23,387	10,692	2,023	6,877
15~64	61,087	3,373	14,601	28,691	14,422
65+	23,266	160	1,142	21,444	520
광주	90,107	22,752	20,657	37,212	9,486
0~14	34,236	21,447	8,271	1,383	3,135
15~64	38,810	1,232	11,669	19,781	6,128
65+	17,061	73	717	16,048	223
대전	84,831	25,161	19,412	29,432	10,826
0~14	35,457	23,119	7,874	1,234	3,230
15~64	36,808	1,942	10,823	16,726	7,317
65+	12,566	100	715	11,472	279
울산	46,706	9,678	8,159	21,680	7,189
0~14	14,850	8,593	3,286	806	2,165
15~64	22,829	1,049	4,613	12,277	4,890
65+	9,027	36	260	8,597	134
경기	438,237	101,402	97,608	175,810	63,417
0~14	154,222	88,268	39,653	6,676	19,625
15~64	202,133	12,493	53,393	94,262	41,985
65+	81,882	641	4,562	74,872	1,807
강원	103,273	19,923	17,992	56,467	8,891
0~14	28,565	17,882	6,761	1,363	2,559
15~64	45,253	1,925	10,215	27,125	5,988
65+	29,455	116	1,016	27,979	344
충북	94,309	21,628	15,424	49,172	8,085
0~14	30,057	19,940	6,185	1,383	2,549
15~64	38,055	1,586	8,321	22,897	5,251
65+	26,197	102	918	24,892	285
충남	117,799	18,786	17,627	72,773	8,613
0~14	27,805	16,857	6,877	1,486	2,585
15~64	47,894	1,780	9,347	31,099	5,668
65+	42,100	149	1,403	40,188	360
전북	138,251	19,008	21,504	87,527	10,212
0~14	30,282	16,970	8,491	1,696	3,125
15~64	56,497	1,853	11,596	36,364	6,684
65+	51,472	185	1,417	49,467	403
전남	156,666	12,312	16,425	120,616	7,313
0~14	21,283	11,033	6,122	1,749	2,379
15~64	61,062	1,122	8,855	46,502	4,583
65+	74,321	157	1,448	72,365	351
경북	193,991	28,567	23,693	128,746	12,985
0~14	40,096	25,508	8,806	2,282	3,500
15~64	78,069	2,818	12,976	53,373	8,902
65+	75,826	241	1,911	73,091	583
경남	203,056	29,794	26,403	128,803	18,056
0~14	43,996	26,376	9,733	2,690	5,197
15~64	87,696	3,203	15,153	57,126	12,214
65+	71,364	215	1,517	68,987	645
제주	39,338	6,506	6,013	22,451	4,368
0~14	9,642	5,660	2,357	420	1,205
15~64	15,418	780	3,159	8,628	2,851
65+	14,278	66	497	13,403	312

12. 시도, 가구주의 성, 연령 및 혼인상태별 가구(계속)

Households by Household Head's Sex, Age and Marital Status for Provinces(Cont'd)

단위 : 가구

Unit : Household

[2002년]

여자 Female	혼인상태별 가구 By marital status				
	계 Total	미혼 Single	유배우 Married	사별 Widowed	이혼 Divorced
전 국	3,026,757	669,469	554,794	1,431,171	371,323
0~14	918,137	589,326	197,007	33,523	98,281
15~64	1,348,981	75,546	326,102	686,733	260,600
65+	759,639	4,597	31,685	710,915	12,442
서 울	670,373	217,038	131,028	227,293	95,014
0~14	258,284	190,596	39,851	5,636	22,201
15~64	307,512	25,150	83,910	128,857	69,595
65+	104,577	1,292	7,267	92,800	3,218
부 산	243,685	42,938	42,297	121,516	36,934
0~14	58,705	35,811	12,169	2,712	8,013
15~64	130,040	6,691	28,060	67,687	27,602
65+	54,940	436	2,068	51,117	1,319
대 구	161,678	35,863	30,248	73,310	22,257
0~14	49,857	31,757	9,967	2,292	5,841
15~64	78,698	3,852	18,819	40,260	15,767
65+	33,123	254	1,462	30,758	649
인 천	137,105	29,267	29,338	54,287	24,213
0~14	45,844	25,297	11,465	1,844	7,238
15~64	65,658	3,781	16,498	29,013	16,366
65+	25,603	189	1,375	23,430	609
광 주	95,430	24,131	22,561	38,039	10,699
0~14	36,142	22,628	8,906	1,265	3,343
15~64	40,953	1,414	12,782	19,663	7,094
65+	18,335	89	873	17,111	262
대 전	91,171	27,072	21,513	30,479	12,107
0~14	37,840	24,790	8,534	1,118	3,398
15~64	39,437	2,168	12,113	16,775	8,381
65+	13,894	114	866	12,586	328
울 산	49,943	10,555	9,081	22,332	7,975
0~14	15,847	9,291	3,581	720	2,255
15~64	24,334	1,219	5,185	12,359	5,571
65+	9,762	45	315	9,253	149
경 기	484,659	114,728	111,209	185,410	73,312
0~14	171,421	99,598	44,209	6,191	21,423
15~64	222,059	14,380	61,346	96,584	49,749
65+	91,179	750	5,654	82,635	2,140
강 원	108,282	21,077	19,421	57,790	9,994
0~14	29,739	18,774	7,070	1,215	2,680
15~64	46,838	2,161	11,137	26,636	6,904
65+	31,705	142	1,214	29,939	410
충 북	99,294	23,016	16,761	50,350	9,167
0~14	31,628	21,132	6,559	1,228	2,709
15~64	39,550	1,767	9,133	22,529	6,121
65+	28,116	117	1,069	26,593	337
충 남	124,129	20,811	19,252	74,152	9,914
0~14	29,984	18,627	7,252	1,336	2,769
15~64	49,313	2,003	10,370	30,228	6,712
65+	44,832	181	1,630	42,588	433
전 북	143,920	20,161	23,242	88,909	11,608
0~14	31,656	17,918	8,893	1,510	3,335
15~64	57,740	2,041	12,698	35,208	7,793
65+	54,524	202	1,651	52,191	480
전 남	160,231	12,610	17,498	122,027	8,096
0~14	21,566	11,209	6,288	1,562	2,507
15~64	60,419	1,231	9,550	44,422	5,216
65+	78,246	170	1,660	76,043	373
경 북	202,561	31,004	25,955	130,820	14,782
0~14	42,762	27,569	9,404	2,052	3,737
15~64	79,774	3,162	14,317	51,925	10,370
65+	80,025	273	2,234	76,843	675
경 남	213,332	32,188	28,966	131,729	20,449
0~14	46,678	28,271	10,427	2,449	5,531
15~64	90,701	3,650	16,768	56,106	14,177
65+	75,953	267	1,771	73,174	741
세 주	40,964	7,010	6,424	22,728	4,802
0~14	10,184	6,058	2,432	393	1,301
15~64	15,955	876	3,416	8,481	3,182
65+	14,825	76	576	13,854	319

12. 시도, 가구주의 성, 연령 및 혼인상태별 가구(계속)

Households by Household Head's Sex, Age and Marital Status for Provinces(Cont'd)

단위 : 가구

[2003년]

Unit : Household

여자 Female	혼인상태별 가구 By marital status					
	계 Total	미혼 Single	유배우 Married	사별 Widowed	이혼 Divorced	
전국	3,180,051	716,082	590,367	1,464,847	408,755	
0-14	963,452	627,986	202,502	30,000	102,964	
15-64	1,403,539	82,918	351,364	677,299	291,958	
65+	813,060	5,178	36,501	757,548	13,833	
서울	704,995	232,228	138,367	232,775	101,625	
0-14	271,876	203,513	40,846	5,014	22,503	
15-64	319,746	27,291	89,078	127,723	75,654	
65+	113,373	1,424	8,443	100,038	3,468	
부산	253,727	45,470	44,236	123,994	40,027	
0-14	60,567	37,734	12,200	2,377	8,256	
15-64	134,063	7,239	29,651	66,857	30,316	
65+	59,097	497	2,385	54,760	1,455	
대구	168,118	37,208	31,688	74,927	24,295	
0-14	50,776	32,751	10,046	2,011	5,968	
15-64	81,629	4,166	19,964	39,900	17,599	
65+	35,713	291	1,678	33,016	728	
인천	145,267	31,198	31,283	56,230	26,556	
0-14	47,709	26,851	11,649	1,666	7,543	
15-64	69,587	4,133	18,036	29,106	18,312	
65+	27,971	214	1,598	25,458	701	
광주	99,986	25,275	23,929	38,875	11,907	
0-14	37,478	23,614	9,187	1,138	3,539	
15-64	42,848	1,558	13,721	19,497	8,072	
65+	19,660	103	1,021	18,240	296	
대전	97,477	29,083	23,195	31,662	13,537	
0-14	40,123	26,570	8,942	1,014	3,597	
15-64	42,032	2,387	13,244	16,850	9,551	
65+	15,322	126	1,009	13,798	389	
울산	52,455	11,024	9,745	22,949	8,737	
0-14	16,285	9,642	3,683	646	2,314	
15-64	25,679	1,329	5,693	12,401	6,256	
65+	10,491	53	369	9,902	167	
경기	529,194	127,752	122,167	195,316	83,959	
0-14	186,436	110,581	46,866	5,729	23,260	
15-64	241,610	16,302	68,574	98,550	58,184	
65+	101,148	869	6,727	91,037	2,515	
강원	112,065	21,986	20,284	58,814	10,981	
0-14	30,374	19,445	7,083	1,062	2,784	
15-64	47,853	2,376	11,814	25,930	7,733	
65+	33,838	165	1,387	31,822	464	
충북	103,406	24,182	17,611	51,423	10,190	
0-14	32,714	22,114	6,653	1,075	2,872	
15-64	40,644	1,938	9,769	22,000	6,937	
65+	30,048	130	1,189	28,348	361	
충남	129,275	22,676	20,220	75,356	11,023	
0-14	31,708	20,268	7,306	1,187	2,947	
15-64	50,130	2,204	11,114	29,212	7,600	
65+	47,437	204	1,800	44,957	476	
전북	147,590	20,865	24,192	89,754	12,779	
0-14	32,220	18,461	8,915	1,316	3,528	
15-64	58,129	2,185	13,434	33,790	8,720	
65+	57,241	219	1,843	54,648	531	
전남	163,832	12,916	18,582	123,445	8,889	
0-14	21,858	11,384	6,457	1,375	2,642	
15-64	59,788	1,346	10,247	42,345	5,850	
65+	82,186	186	1,878	79,725	397	
경북	208,271	32,648	27,233	132,230	16,160	
0-14	44,128	28,898	9,484	1,814	3,932	
15-64	80,203	3,448	15,244	50,006	11,505	
65+	83,940	302	2,505	80,410	723	
경남	222,057	34,118	30,907	134,181	22,851	
0-14	48,578	29,757	10,732	2,211	5,878	
15-64	93,214	4,051	18,156	54,854	16,153	
65+	80,265	310	2,019	77,116	820	
제주	42,336	7,453	6,728	22,916	5,239	
0-14	10,622	6,403	2,453	365	1,401	
15-64	16,384	965	3,625	8,278	3,516	
65+	15,330	85	650	14,273	322	

12. 시도, 가구주의 성, 연령 및 혼인상태별 가구(계속)

Households by Household Head's Sex, Age and Marital Status for Provinces(Cont'd)

단위 : 가구

Unit : Household

[2004년]

여자 Female	혼인상태별 가구 By marital status				
	계 Total	미혼 Single	유배우 Married	사별 Widowed	이혼 Divorced
전국	3,323,336	758,301	619,580	1,498,795	446,660
0~14	1,002,589	662,839	204,866	26,772	108,112
15~64	1,452,594	89,710	373,440	666,019	323,425
65+	868,153	5,752	41,274	806,004	15,123
서울	740,826	247,329	145,113	239,528	108,856
0~14	285,573	216,368	41,717	4,487	23,001
15~64	332,617	29,401	93,761	127,309	82,146
65+	122,636	1,560	9,635	107,732	3,709
부산	263,871	48,016	45,963	126,566	43,326
0~14	62,612	39,701	12,207	2,101	8,603
15~64	137,746	7,751	31,027	65,847	33,121
65+	63,513	564	2,729	58,618	1,602
대구	174,250	38,413	32,939	76,466	26,432
0~14	51,586	33,644	10,059	1,747	6,136
15~64	84,289	4,438	20,970	39,398	19,483
65+	38,375	331	1,910	35,321	813
인천	152,661	32,721	32,807	58,117	29,016
0~14	49,049	28,037	11,598	1,511	7,903
15~64	73,227	4,443	19,392	29,081	20,311
65+	30,385	241	1,817	27,525	802
광주	104,305	26,375	25,088	39,678	13,164
0~14	38,753	24,598	9,368	1,020	3,767
15~64	44,577	1,656	14,556	19,300	9,065
65+	20,975	121	1,164	19,358	332
대전	102,779	30,699	24,400	32,732	14,948
0~14	41,765	27,984	9,088	913	3,780
15~64	44,267	2,576	14,171	16,801	10,719
65+	16,747	139	1,141	15,018	449
울산	54,437	11,155	10,270	23,511	9,501
0~14	16,374	9,734	3,697	578	2,365
15~64	26,847	1,361	6,149	12,387	6,950
65+	11,216	60	424	10,546	186
경기	569,508	139,567	130,946	204,125	94,870
0~14	198,968	120,421	48,199	5,284	25,064
15~64	259,511	18,152	74,973	96,490	66,896
65+	111,029	994	7,774	99,351	2,910
강원	115,620	22,838	20,941	59,917	11,924
0~14	30,933	20,084	7,014	922	2,913
15~64	48,615	2,571	12,375	25,176	8,493
65+	36,072	183	1,552	33,819	518
충북	107,240	25,163	18,234	52,677	11,166
0~14	33,544	22,922	6,630	933	3,059
15~64	41,508	2,098	10,301	21,418	7,691
65+	32,188	143	1,303	30,326	416
충남	135,261	25,031	21,097	77,058	12,075
0~14	34,003	22,392	7,363	1,059	3,189
15~64	50,875	2,417	11,783	28,281	8,394
65+	50,383	222	1,951	47,718	492
전북	150,542	21,150	24,779	90,855	13,758
0~14	32,235	18,623	8,760	1,125	3,727
15~64	58,115	2,291	13,987	32,359	9,478
65+	60,192	236	2,032	57,371	553
전남	167,397	13,214	19,655	124,856	9,672
0~14	22,141	11,560	6,623	1,188	2,770
15~64	59,145	1,455	10,942	40,265	6,483
65+	86,111	199	2,090	83,403	419
경북	212,560	33,711	28,031	133,655	17,163
0~14	44,755	29,719	9,330	1,588	4,118
15~64	79,774	3,673	15,948	47,835	12,318
65+	88,031	319	2,753	84,232	727
경남	228,438	35,035	32,332	135,970	25,101
0~14	49,289	30,325	10,765	1,982	6,217
15~64	94,673	4,365	19,290	53,009	18,009
65+	84,476	345	2,277	80,979	875
제주	43,641	7,884	6,985	23,084	5,688
0~14	11,009	6,727	2,448	334	1,500
15~64	16,808	1,062	3,815	8,063	3,868
65+	15,824	95	722	14,687	320

12. 시도, 가구주의 성, 연령 및 혼인상태별 가구(계속)

Households by Household Head's Sex, Age and Marital Status for Provinces(Cont'd)

단위 : 가구

[2005년]

Unit : Household

여자 Female	혼인상태별 가구 By marital status				
	계 Total	미혼 Single	유배우 Married	사별 Widowed	이혼 Divorced
전국	3,467,439	794,294	643,122	1,537,003	493,020
0-14	1,033,381	691,922	203,884	24,192	113,383
15-64	1,509,813	95,972	393,481	658,528	361,832
65+	924,245	6,400	45,757	854,283	17,805
서울	778,857	260,411	150,767	247,140	120,539
0-14	296,653	227,175	42,083	4,001	23,394
15-64	348,472	31,438	97,824	126,968	92,242
65+	133,732	1,798	10,860	116,171	4,903
부산	274,840	50,105	47,371	129,129	48,235
0-14	64,219	41,269	12,096	1,847	9,007
15-64	142,104	8,189	32,184	64,622	37,109
65+	68,517	647	3,091	62,660	2,119
대구	179,696	38,685	33,755	78,826	28,430
0-14	51,339	33,674	9,842	1,574	6,249
15-64	87,464	4,636	21,781	39,766	21,281
65+	40,893	375	2,132	37,486	900
인천	162,734	34,117	34,237	60,260	34,120
0-14	50,516	29,097	11,461	1,372	8,586
15-64	79,256	4,758	20,732	29,166	24,600
65+	32,962	262	2,044	29,722	934
광주	107,810	26,778	25,926	40,725	14,381
0-14	39,133	24,930	9,289	957	3,957
15-64	46,330	1,711	15,334	19,232	10,053
65+	22,347	137	1,303	20,536	371
대전	108,198	32,397	25,405	33,905	16,491
0-14	43,465	29,504	9,132	832	3,997
15-64	46,520	2,733	15,016	16,800	11,971
65+	18,213	160	1,257	16,273	523
울산	56,057	10,902	10,721	24,174	10,260
0-14	16,047	9,502	3,639	513	2,393
15-64	27,950	1,331	6,601	12,367	7,651
65+	12,060	69	481	11,294	216
경기	606,048	149,750	137,940	212,345	106,013
0-14	208,547	128,679	48,266	4,857	26,745
15-64	276,971	19,954	80,961	100,102	75,954
65+	120,530	1,117	8,713	107,386	3,314
강원	118,779	23,502	21,353	61,181	12,743
0-14	31,280	20,570	6,833	831	3,046
15-64	49,161	2,736	12,816	24,481	9,128
65+	38,338	196	1,704	35,869	569
충북	110,730	25,914	18,614	54,175	12,027
0-14	34,039	23,509	6,469	833	3,228
15-64	42,573	2,254	10,758	21,199	8,362
65+	34,118	151	1,387	32,143	437
충남	141,629	27,969	21,746	78,948	12,966
0-14	36,814	25,103	7,306	968	3,437
15-64	51,896	2,644	12,394	27,804	9,054
65+	52,919	222	2,046	50,176	475
전북	153,393	21,350	25,109	92,399	14,535
0-14	32,175	18,736	8,477	1,027	3,935
15-64	58,404	2,369	14,454	31,526	10,055
65+	62,814	245	2,178	59,846	545
전남	170,965	13,511	20,731	126,268	10,455
0-14	22,427	11,736	6,791	1,000	2,900
15-64	58,497	1,564	11,636	38,183	7,114
65+	90,041	211	2,304	87,085	441
경북	217,997	35,113	28,683	136,324	17,877
0-14	45,829	30,900	9,130	1,489	4,310
15-64	80,279	3,881	16,613	46,886	12,899
65+	91,889	332	2,940	87,949	668
경남	234,305	35,481	33,553	137,914	27,357
0-14	49,488	30,491	10,650	1,764	6,583
15-64	96,427	4,617	20,375	51,585	19,850
65+	88,390	373	2,528	84,565	924
제주	45,401	8,309	7,211	23,290	6,591
0-14	11,410	7,047	2,420	327	1,616
15-64	17,509	1,157	4,002	7,841	4,509
65+	16,482	105	789	15,122	466

12. 시도, 가구주의 성, 연령 및 혼인상태별 가구(계속)

Households by Household Head's Sex, Age and Marital Status for Provinces(Cont'd)

단위 : 가구

[2006년]

Unit : Household

여자 Female	혼인상태별 가구 By marital status				
	계 Total	미혼 Single	유배우 Married	사별 Widowed	이혼 Divorced
전 국	3,546,593	825,645	652,154	1,537,105	531,689
0~14	1,059,448	714,296	198,816	21,724	124,612
15~64	1,532,796	104,577	404,255	636,197	387,767
65+	954,349	6,772	49,083	879,184	19,310
서 울	801,425	273,913	153,084	247,858	126,570
0~14	310,023	238,751	41,655	3,609	26,008
15~64	351,205	33,382	99,585	122,365	95,873
65+	140,197	1,780	11,844	121,884	4,689
부 산	278,009	50,604	47,561	129,537	50,307
0~14	64,184	41,165	11,687	1,661	9,671
15~64	142,433	8,773	32,543	62,555	38,562
65+	71,392	666	3,331	65,321	2,074
대 구	181,996	38,909	33,747	78,559	30,781
0~14	51,093	33,512	9,466	1,404	6,711
15~64	88,406	4,998	22,082	38,309	23,017
65+	42,497	399	2,199	38,846	1,053
인 천	166,673	35,847	34,926	61,004	34,896
0~14	51,640	30,258	11,088	1,237	9,057
15~64	80,455	5,310	21,632	28,725	24,788
65+	34,578	279	2,206	31,042	1,051
광 주	110,131	27,341	26,175	40,770	15,845
0~14	39,624	25,290	9,069	859	4,406
15~64	47,253	1,906	15,698	18,662	10,987
65+	23,254	145	1,408	21,249	452
대 전	111,530	33,576	25,785	34,085	18,084
0~14	44,444	30,358	8,935	753	4,398
15~64	48,031	3,045	15,490	16,406	13,090
65+	19,055	173	1,360	16,926	596
울 산	58,255	11,243	10,939	24,628	11,445
0~14	16,161	9,668	3,483	456	2,554
15~64	29,348	1,492	6,925	12,301	8,630
65+	12,746	83	531	11,871	261
경 기	637,086	159,913	142,547	215,522	119,104
0~14	218,559	136,512	47,660	4,372	30,015
15~64	291,238	22,200	85,352	98,485	85,201
65+	127,289	1,201	9,535	112,665	3,888
강 원	119,775	23,668	21,356	60,854	13,897
0~14	31,012	20,435	6,534	742	3,301
15~64	49,348	3,014	13,004	23,420	9,910
65+	39,415	219	1,818	36,692	686
충 북	112,264	26,464	18,751	53,839	13,210
0~14	34,265	23,751	6,237	745	3,532
15~64	43,092	2,541	11,043	20,378	9,130
65+	34,907	172	1,471	32,716	548
충 남	143,627	28,884	22,049	78,304	14,390
0~14	37,663	25,697	7,151	879	3,936
15~64	52,231	2,928	12,736	26,689	9,878
65+	53,733	259	2,162	50,736	576
전 북	153,291	21,313	24,919	91,330	15,729
0~14	31,677	18,425	8,075	912	4,265
15~64	57,908	2,598	14,547	29,947	10,816
65+	63,706	290	2,297	60,471	648
전 남	169,748	13,314	20,464	124,732	11,238
0~14	21,771	11,405	6,391	884	3,091
15~64	56,910	1,693	11,700	35,904	7,613
65+	91,067	216	2,373	87,944	534
경 북	219,284	35,961	28,738	135,182	19,403
0~14	46,063	31,294	8,751	1,327	4,691
15~64	79,870	4,299	16,890	44,775	13,906
65+	93,351	368	3,097	89,080	806
경 남	237,829	36,195	33,922	137,677	30,035
0~14	49,717	30,628	10,281	1,592	7,216
15~64	97,595	5,149	20,987	49,732	21,727
65+	90,517	418	2,654	86,353	1,092
제 주	45,670	8,500	7,191	23,224	6,755
0~14	11,552	7,147	2,353	292	1,760
15~64	17,473	1,249	4,041	7,544	4,639
65+	16,645	104	797	15,388	356

12. 시도, 가구주의 성, 연령 및 혼인상태별 가구(계속)

Households by Household Head's Sex, Age and Marital Status for Provinces(Cont'd)

단위 : 가구

[2007년]

Unit : Household

여자 Female	혼인상태별 가구 By marital status				
	계 Total	미혼 Single	유배우 Married	사별 Widowed	이혼 Divorced
전 국	3,622,283	850,101	662,119	1,537,210	572,853
0-14	1,072,846	729,208	194,220	19,253	130,165
15-64	1,563,163	113,862	415,332	613,865	420,104
65+	986,274	7,031	52,567	904,092	22,584
서울	823,927	283,776	155,444	248,572	136,135
0-14	317,961	245,979	41,228	3,216	27,538
15-64	358,067	35,918	101,357	117,762	103,030
65+	147,899	1,879	12,859	127,594	5,567
부산	282,815	51,540	47,790	129,943	53,542
0-14	64,168	41,466	11,296	1,474	9,932
15-64	143,950	9,371	32,912	60,484	41,183
65+	74,697	703	3,582	67,985	2,427
대구	184,485	39,310	33,998	78,297	32,880
0-14	50,724	33,482	9,124	1,233	6,885
15-64	89,556	5,416	22,521	36,855	24,764
65+	44,205	412	2,353	40,209	1,231
인천	172,360	37,274	35,653	61,745	37,688
0-14	52,433	31,149	10,789	1,098	9,397
15-64	83,661	5,839	22,486	28,282	27,054
65+	36,266	286	2,378	32,365	1,237
광주	111,978	27,640	26,505	40,818	17,015
0-14	39,657	25,400	8,866	765	4,626
15-64	48,188	2,090	16,135	18,092	11,871
65+	24,133	150	1,504	21,961	518
대전	114,473	34,424	26,218	34,269	19,562
0-14	45,013	30,911	8,799	673	4,630
15-64	49,527	3,331	15,950	16,013	14,233
65+	19,933	182	1,469	17,583	699
울산	60,098	11,461	11,159	25,076	12,402
0-14	16,079	9,727	3,345	397	2,610
15-64	30,593	1,649	7,233	12,230	9,481
65+	13,426	85	581	12,449	311
경기	665,988	168,695	147,566	218,691	131,036
0-14	225,354	142,582	47,129	3,887	31,756
15-64	306,467	24,840	90,089	36,865	94,673
65+	134,167	1,273	10,348	117,939	4,607
강원	120,332	23,699	21,365	60,529	14,739
0-14	30,574	20,242	6,282	653	3,397
15-64	49,305	3,235	13,154	22,360	10,556
65+	40,453	222	1,929	37,516	786
충북	113,118	26,598	18,904	53,507	14,109
0-14	34,016	23,653	6,040	662	3,661
15-64	43,465	2,772	11,312	19,556	9,825
65+	35,637	173	1,552	33,289	623
충남	144,688	29,256	22,328	77,661	15,443
0-14	37,779	25,806	7,026	789	4,158
15-64	52,408	3,186	13,026	25,572	10,624
65+	54,501	264	2,276	51,300	661
전북	152,624	21,178	24,677	90,271	16,498
0-14	30,921	18,110	7,673	795	4,343
15-64	57,162	2,775	14,589	28,380	11,418
65+	64,541	293	2,415	61,096	737
전남	168,414	13,215	20,221	123,196	11,782
0-14	21,129	11,194	6,033	766	3,136
15-64	55,190	1,807	11,722	33,625	8,036
65+	92,095	214	2,466	88,805	610
경북	219,715	36,358	28,755	134,031	20,571
0-14	45,725	31,350	8,391	1,164	4,820
15-64	79,248	4,638	17,118	42,658	14,834
65+	94,742	370	3,246	90,209	917
경남	240,878	36,978	34,287	137,439	32,174
0-14	49,731	30,928	9,928	1,420	7,455
15-64	98,557	5,629	21,575	47,880	23,473
65+	92,590	421	2,784	88,139	1,246
제주	46,390	8,699	7,249	23,165	7,277
0-14	11,582	7,229	2,271	261	1,821
15-64	17,819	1,366	4,153	7,251	5,049
65+	16,989	104	825	15,653	407

12. 시도, 가구주의 성, 연령 및 혼인상태별 가구(계속)

Households by Household Head's Sex, Age and Marital Status for Provinces(Cont'd)

단위 : 가구

Unit : Household

[2008년]

여자 Female	혼인상태별 가구 By marital status				
	계 Total	미혼 Single	유배우 Married	사별 Widowed	이혼 Divorced
전국	3,688,713	868,572	672,825	1,537,275	610,041
0~14	1,074,525	736,109	190,077	16,752	131,587
15~64	1,595,493	125,139	426,670	591,528	452,156
65+	1,018,695	7,324	56,078	928,995	26,298
서울	842,979	290,784	157,989	249,290	144,916
0~14	321,735	249,700	40,938	2,826	28,271
15~64	365,417	39,090	103,121	113,156	110,050
65+	155,827	1,994	13,930	133,308	6,595
부산	286,965	52,174	48,024	130,348	56,419
0~14	63,573	41,376	10,980	1,283	9,934
15~64	145,328	10,061	33,202	58,418	43,647
65+	78,064	737	3,842	70,647	2,838
대구	186,518	39,503	34,253	78,024	34,738
0~14	49,859	33,146	8,804	1,063	6,846
15~64	90,709	5,924	22,942	35,393	26,450
65+	45,950	433	2,507	41,568	1,442
인천	177,592	38,487	36,426	62,488	40,191
0~14	52,660	31,726	10,535	957	9,442
15~64	86,948	6,465	23,334	27,847	29,302
65+	37,984	296	2,557	33,684	1,447
광주	113,453	27,708	26,854	40,860	18,031
0~14	39,277	25,245	8,682	666	4,684
15~64	49,140	2,305	16,575	17,521	12,739
65+	25,036	158	1,597	22,673	608
대전	117,056	34,991	26,680	34,456	20,929
0~14	45,072	31,112	8,662	595	4,703
15~64	51,157	3,686	16,444	15,624	15,403
65+	20,827	193	1,574	18,237	823
울산	61,796	11,618	11,389	25,520	13,269
0~14	15,811	9,688	3,211	335	2,577
15~64	31,870	1,839	7,546	12,162	10,323
65+	14,115	91	632	13,023	369
경기	693,275	176,334	152,814	221,866	142,261
0~14	229,396	146,969	46,608	3,399	32,420
15~64	322,727	28,021	95,036	95,250	104,420
65+	141,152	1,344	11,170	123,217	5,421
강원	120,715	23,684	21,392	60,190	15,449
0~14	29,935	19,952	6,043	561	3,379
15~64	49,288	3,511	13,308	21,295	11,174
65+	41,492	221	2,041	38,334	896
충북	113,732	26,596	19,083	53,165	14,888
0~14	33,442	23,371	5,845	569	3,657
15~64	43,912	3,047	11,610	18,731	10,524
65+	36,378	178	1,628	33,865	707
충남	145,391	29,375	22,640	77,017	16,359
0~14	37,447	25,599	6,908	702	4,238
15~64	52,694	3,507	13,356	24,451	11,380
65+	55,250	269	2,376	51,864	741
전북	151,882	21,101	24,473	89,204	17,104
0~14	30,119	17,818	7,327	678	4,296
15~64	56,415	2,986	14,646	26,803	11,980
65+	65,348	297	2,500	61,723	828
전남	167,033	13,191	20,000	121,661	12,181
0~14	20,468	11,042	5,697	652	3,077
15~64	53,463	1,938	11,756	31,342	8,427
65+	93,102	211	2,547	89,667	677
경북	219,721	36,500	28,799	132,882	21,540
0~14	44,901	31,076	8,045	999	4,781
15~64	78,687	5,052	17,362	40,545	15,728
65+	96,133	372	3,392	91,338	1,031
경남	243,568	37,657	34,678	137,202	34,031
0~14	49,337	31,036	9,596	1,243	7,462
15~64	99,550	6,195	22,165	46,031	25,159
65+	94,681	426	2,917	89,928	1,410
제주	47,037	8,869	7,331	23,102	7,735
0~14	11,493	7,253	2,196	224	1,820
15~64	18,188	1,512	4,267	6,959	5,450
65+	17,356	104	868	15,919	465

12. 시도, 가구주의 성, 연령 및 혼인상태별 가구(계속)

Households by Household Head's Sex, Age and Marital Status for Provinces(Cont'd)

단위 : 가구

Unit : Household

[2009년]

여자 Female	혼인상태별 가구 By marital status				
	계 Total	미혼 Single	유배우 Married	사별 Widowed	이혼 Divorced
전국	3,749,218	885,353	683,572	1,537,380	642,913
0~14	1,069,374	739,347	185,550	14,281	130,196
15~64	1,628,911	138,487	438,704	569,196	482,524
65+	1,050,933	7,519	59,318	953,903	30,193
서울	859,757	296,413	160,580	250,004	152,760
0~14	322,744	251,367	40,538	2,433	28,406
15~64	373,302	42,969	105,119	108,553	116,661
65+	163,711	2,077	14,923	139,018	7,693
부산	290,624	52,752	48,233	130,754	58,885
0~14	62,607	41,109	10,652	1,096	9,750
15~64	146,576	10,881	33,491	56,347	45,857
65+	81,441	762	4,090	73,311	3,278
대구	188,238	39,684	34,482	77,762	36,310
0~14	48,791	32,730	8,486	892	6,683
15~64	91,765	6,503	23,351	33,939	27,972
65+	47,682	451	2,645	42,931	1,655
인천	182,497	39,665	37,195	63,229	42,408
0~14	52,575	32,175	10,279	818	9,303
15~64	90,237	7,189	24,201	27,404	31,443
65+	39,685	301	2,715	35,007	1,662
광주	114,718	27,701	27,205	40,908	18,904
0~14	38,714	24,986	8,499	572	4,657
15~64	50,062	2,555	17,013	16,951	13,543
65+	25,942	160	1,693	23,385	704
대전	119,411	35,491	27,144	34,640	22,136
0~14	44,930	31,198	8,532	515	4,685
15~64	52,780	4,095	16,946	15,231	16,508
65+	21,701	198	1,666	18,894	943
울산	63,410	11,772	11,607	25,968	14,063
0~14	15,497	9,633	3,083	276	2,505
15~64	33,100	2,045	7,842	12,091	11,122
65+	14,813	94	682	13,601	436
경기	719,470	183,640	158,117	225,035	152,678
0~14	231,654	150,492	45,920	2,914	32,328
15~64	339,693	31,750	100,247	93,630	114,066
65+	148,123	1,398	11,950	128,491	6,284
강원	121,058	23,738	21,422	59,865	16,033
0~14	29,217	19,674	5,788	472	3,283
15~64	49,312	3,842	13,496	20,235	11,739
65+	42,529	222	2,138	39,158	1,011
충북	114,255	26,627	19,257	52,833	15,538
0~14	32,779	23,075	5,644	486	3,574
15~64	44,368	3,370	11,918	17,909	11,171
65+	37,108	182	1,695	34,438	793
충남	145,926	29,460	22,957	76,374	17,135
0~14	36,929	25,315	6,778	612	4,224
15~64	53,020	3,877	13,717	23,334	12,092
65+	55,977	268	2,462	52,428	819
전북	151,086	21,123	24,281	88,145	17,537
0~14	29,258	17,589	6,964	561	4,144
15~64	55,708	3,236	14,753	25,236	12,483
65+	66,120	298	2,564	62,348	910
전남	165,668	13,277	19,801	120,125	12,465
0~14	19,790	10,971	5,346	534	2,939
15~64	51,779	2,103	11,834	29,063	8,779
65+	94,099	203	2,621	90,528	747
경북	219,467	36,574	28,850	131,731	22,312
0~14	43,856	30,673	7,702	836	4,645
15~64	78,110	5,531	17,626	38,428	16,525
65+	97,501	370	3,522	92,467	1,142
경남	246,002	38,389	35,033	136,964	35,616
0~14	48,694	31,102	9,225	1,071	7,296
15~64	100,536	6,859	22,769	44,179	26,729
65+	96,772	428	3,039	91,714	1,591
제주	47,631	9,047	7,408	23,043	8,133
0~14	11,339	7,258	2,114	193	1,774
15~64	18,563	1,682	4,381	6,666	5,834
65+	17,729	107	913	16,184	525

12. 시도, 가구주의 성, 연령 및 혼인상태별 가구(계속)

Households by Household Head's Sex, Age and Marital Status for Provinces(Cont'd)

단위 : 가구

[2010년]

Unit : Household

여자 Female	혼인상태별 가구 By marital status					
	계 Total	미혼 Single	유배우 Married	사별 Widowed	이혼 Divorced	
전국	3,808,629	902,358	693,818	1,537,482	674,971	
0~14	1,060,992	740,342	180,618	11,813	128,219	
15~64	1,664,093	154,199	450,711	546,865	512,318	
65+	1,083,544	7,817	62,489	978,804	34,434	
서울	875,565	301,321	163,084	250,722	160,438	
0~14	321,723	251,397	39,941	2,041	28,344	
15~64	382,051	47,720	107,209	103,950	123,172	
65+	171,791	2,204	15,934	144,731	8,922	
부산	294,178	53,380	48,396	131,162	61,240	
0~14	61,462	40,736	10,299	910	9,517	
15~64	147,905	11,851	33,789	54,280	47,985	
65+	84,811	793	4,308	75,972	3,738	
대구	189,907	39,917	34,676	77,495	37,819	
0~14	47,683	32,283	8,171	722	6,507	
15~64	92,842	7,168	23,747	32,482	29,445	
65+	49,382	466	2,758	44,291	1,867	
인천	187,363	40,884	37,921	63,973	44,585	
0~14	52,379	32,546	10,007	683	9,143	
15~64	93,559	8,023	25,038	26,963	33,535	
65+	41,425	315	2,876	36,327	1,907	
광주	115,949	27,728	27,528	40,953	19,740	
0~14	38,054	24,700	8,281	474	4,599	
15~64	51,026	2,859	17,453	16,381	14,333	
65+	26,869	169	1,794	24,098	808	
대전	121,739	36,016	27,574	34,820	23,329	
0~14	44,723	31,239	8,391	436	4,657	
15~64	54,424	4,569	17,426	14,837	17,592	
65+	22,592	208	1,757	19,547	1,080	
울산	65,017	11,958	11,814	26,422	14,823	
0~14	15,155	9,569	2,948	219	2,419	
15~64	34,352	2,289	8,136	12,025	11,902	
65+	15,510	100	730	14,178	502	
경기	745,629	190,980	163,328	228,212	163,109	
0~14	233,112	153,450	45,132	2,429	32,101	
15~64	357,282	36,052	105,462	92,013	123,755	
65+	155,235	1,478	12,734	133,770	7,253	
강원	121,417	23,876	21,420	59,538	16,583	
0~14	28,531	19,443	5,529	383	3,176	
15~64	49,309	4,208	13,658	19,174	12,269	
65+	43,577	225	2,233	39,981	1,138	
충북	114,799	26,744	19,413	52,497	16,145	
0~14	32,188	22,838	5,459	398	3,493	
15~64	44,788	3,725	12,197	17,088	11,778	
65+	37,823	181	1,757	35,011	874	
충남	146,546	29,658	23,266	75,730	17,892	
0~14	36,419	25,064	6,635	523	4,197	
15~64	53,423	4,324	14,087	22,219	12,793	
65+	56,704	270	2,544	52,988	902	
전북	150,349	21,255	24,088	87,076	17,930	
0~14	28,444	17,422	6,598	446	3,978	
15~64	55,005	3,534	14,860	23,657	12,954	
65+	66,900	299	2,630	62,973	998	
전남	164,338	13,450	19,591	118,589	12,708	
0~14	19,184	10,966	5,005	418	2,795	
15~64	50,032	2,284	11,881	26,784	9,083	
65+	95,122	200	2,705	91,387	830	
경북	219,173	36,690	28,885	130,589	23,009	
0~14	42,781	30,249	7,366	674	4,492	
15~64	77,549	6,074	17,892	36,317	17,266	
65+	98,843	367	3,627	93,598	1,251	
경남	248,420	39,247	35,357	136,727	37,089	
0~14	48,006	31,181	8,841	899	7,085	
15~64	101,562	7,632	23,372	42,326	28,232	
65+	98,852	434	3,144	93,502	1,772	
제주	48,240	9,254	7,477	22,977	8,532	
0~14	11,148	7,259	2,015	158	1,716	
15~64	18,984	1,887	4,504	6,369	6,224	
65+	18,108	108	958	16,450	592	

12. 시도, 가구주의 성, 연령 및 혼인상태별 가구(계속)

Households by Household Head's Sex, Age and Marital Status for Provinces(Cont'd)

단위 : 가구

Unit : Household

[2011년]

여자 Female	혼인상태별 가구 By marital status				
	계 Total	미혼 Single	유배우 Married	사별 Widowed	이혼 Divorced
전 국	3,868,306	920,341	703,486	1,538,411	706,068
0~14	1,052,008	740,350	175,488	10,416	125,754
15~64	1,707,424	171,824	461,951	532,822	540,827
65+	1,108,874	8,167	66,047	995,173	39,487
서울	891,225	305,850	165,474	251,977	167,924
0~14	319,550	250,357	39,225	1,807	28,161
15~64	391,952	53,145	109,155	100,300	129,352
65+	179,723	2,348	17,094	149,870	10,411
부산	297,671	54,096	48,519	131,580	63,476
0~14	60,419	40,360	9,970	803	9,286
15~64	149,499	12,903	33,983	52,722	49,891
65+	87,753	833	4,566	78,055	4,299
대구	191,859	40,243	34,819	77,559	39,238
0~14	46,588	31,839	7,830	632	6,287
15~64	94,457	7,915	24,087	31,643	30,812
65+	50,814	489	2,902	45,284	2,139
인천	192,174	42,156	38,606	64,711	46,701
0~14	52,236	32,897	9,753	607	8,979
15~64	96,947	8,929	25,800	26,699	35,519
65+	42,991	330	3,053	37,405	2,203
광주	117,278	27,810	27,812	41,104	20,552
0~14	37,507	24,454	8,083	426	4,544
15~64	52,049	3,182	17,832	15,969	15,066
65+	27,722	174	1,897	24,709	942
대전	124,146	36,585	27,996	35,058	24,507
0~14	44,476	31,253	8,230	390	4,603
15~64	56,251	5,112	17,898	14,583	18,658
65+	23,419	220	1,868	20,085	1,246
울산	66,710	12,180	12,004	26,951	15,575
0~14	14,872	9,529	2,822	187	2,334
15~64	35,619	2,546	8,396	12,028	12,649
65+	16,219	105	786	14,736	592
경기	771,711	198,488	168,386	231,370	173,467
0~14	234,111	156,022	44,238	2,138	31,713
15~64	376,149	40,904	110,586	91,279	133,380
65+	161,451	1,562	13,562	137,953	8,374
강원	121,768	24,124	21,402	59,152	17,090
0~14	27,934	19,271	5,273	336	3,054
15~64	49,714	4,620	13,801	18,523	12,770
65+	44,120	233	2,328	40,293	1,266
충북	115,425	26,983	19,546	52,168	16,728
0~14	31,697	22,676	5,268	351	3,402
15~64	45,629	4,124	12,462	16,684	12,359
65+	38,099	183	1,816	35,133	967
충남	147,258	30,012	23,560	75,085	18,601
0~14	35,989	24,916	6,472	468	4,133
15~64	54,337	4,825	14,452	21,592	13,468
65+	56,932	271	2,636	53,025	1,000
전북	149,664	21,478	23,885	86,022	18,279
0~14	27,730	17,314	6,234	387	3,795
15~64	54,789	3,863	14,934	22,617	13,375
65+	67,145	301	2,717	63,018	1,109
전남	162,979	13,692	19,375	116,997	12,915
0~14	18,655	11,004	4,658	358	2,635
15~64	49,270	2,489	11,928	25,488	9,365
65+	95,054	199	2,789	91,151	915
경북	218,818	36,888	28,908	129,389	23,633
0~14	41,843	29,857	7,055	593	4,338
15~64	77,873	6,663	18,094	35,198	17,918
65+	99,102	368	3,759	93,598	1,377
경남	250,761	40,274	35,648	136,364	38,475
0~14	47,421	31,338	8,452	792	6,839
15~64	103,449	8,494	23,934	41,364	29,657
65+	99,891	442	3,262	94,208	1,979
제주	48,859	9,482	7,546	22,924	8,907
0~14	10,980	7,263	1,925	141	1,651
15~64	19,440	2,110	4,609	6,133	6,588
65+	18,439	109	1,012	16,650	668

12. 시도, 가구주의 성, 연령 및 혼인상태별 가구(계속)

Households by Household Head's Sex, Age and Marital Status for Provinces(Cont'd)

단위 : 가구

Unit : Household

[2012년]

여자 Female	혼인상태별 가구 By marital status				
	계 Total	미혼 Single	유배우 Married	사별 Widowed	이혼 Divorced
전 국	3,928,491	939,884	712,292	1,540,066	736,249
0~14	1,043,175	740,604	170,226	9,314	123,031
15~64	1,747,876	190,553	471,921	518,066	567,336
65+	1,137,440	8,727	70,145	1,012,686	45,882
서 울	906,834	310,407	167,675	253,513	175,239
0~14	316,930	248,931	38,428	1,629	27,942
15~64	401,051	58,914	110,787	96,367	134,983
65+	188,853	2,562	18,460	155,517	12,314
부 산	301,188	54,907	48,583	132,075	65,623
0~14	59,478	40,027	9,656	726	9,069
15~64	150,766	13,987	34,074	51,140	51,565
65+	90,944	893	4,853	80,209	4,989
대 구	193,813	40,681	34,911	77,639	40,582
0~14	45,615	31,472	7,508	564	6,071
15~64	95,865	8,689	24,341	30,792	32,043
65+	52,333	520	3,062	46,283	2,468
인 천	196,997	43,495	39,245	65,487	48,770
0~14	52,018	33,227	9,475	542	8,774
15~64	100,162	9,915	26,507	26,331	37,409
65+	44,817	353	3,263	38,614	2,587
광 주	118,637	27,977	28,054	41,304	21,302
0~14	36,946	24,251	7,854	385	4,456
15~64	52,932	3,538	18,174	15,481	15,739
65+	28,759	188	2,026	25,438	1,107
대 전	126,600	37,217	28,389	35,332	25,662
0~14	44,273	31,296	8,076	354	4,547
15~64	57,932	5,683	18,312	14,291	19,646
65+	24,395	238	2,001	20,687	1,469
울 산	68,449	12,454	12,175	27,525	16,295
0~14	14,632	9,525	2,696	164	2,247
15~64	36,835	2,813	8,626	12,048	13,348
65+	16,982	116	853	15,313	700
경 기	797,940	206,266	173,259	234,661	183,754
0~14	234,944	158,489	43,304	1,906	31,245
15~64	394,441	46,089	115,412	90,262	142,678
65+	168,555	1,688	14,543	142,493	9,831
강 원	122,146	24,437	21,351	58,797	17,561
0~14	27,386	19,147	5,016	298	2,925
15~64	50,164	5,056	13,916	17,966	13,226
65+	44,596	234	2,419	40,533	1,410
충 북	116,100	27,315	19,657	51,862	17,266
0~14	31,285	22,587	5,079	318	3,301
15~64	46,399	4,538	12,695	16,277	12,889
65+	38,416	190	1,883	35,267	1,076
충 남	148,089	30,520	23,821	74,459	19,289
0~14	35,653	24,876	6,296	425	4,056
15~64	55,167	5,363	14,785	20,919	14,100
65+	57,269	281	2,740	53,115	1,133
전 북	149,009	21,804	23,656	84,965	18,584
0~14	27,098	17,280	5,879	340	3,599
15~64	54,341	4,207	14,959	21,450	13,725
65+	67,570	317	2,818	63,175	1,260
전 남	161,617	13,997	19,129	115,399	13,092
0~14	18,209	11,094	4,328	312	2,475
15~64	48,295	2,701	11,921	24,079	9,594
65+	95,113	202	2,880	91,008	1,023
경 북	218,448	37,183	28,904	128,168	24,193
0~14	40,969	29,520	6,749	525	4,175
15~64	78,199	7,287	18,260	34,162	18,490
65+	99,280	376	3,895	93,481	1,528
경 남	253,128	41,472	35,885	136,005	39,766
0~14	46,947	31,604	8,063	703	6,577
15~64	105,361	9,412	24,436	40,554	30,959
65+	100,820	456	3,386	94,748	2,230
제 주	49,496	9,752	7,598	22,875	9,271
0~14	10,792	7,278	1,819	123	1,572
15~64	19,966	2,361	4,716	5,947	6,942
65+	18,738	113	1,063	16,805	757

12. 시도, 가구주의 성, 연령 및 혼인상태별 가구(계속)

Households by Household Head's Sex, Age and Marital Status for Provinces(Cont'd)

단위 : 가구

[2013년]

Unit : Household

여자 Female	혼인상태별 가구 By marital status				
	계 Total	미혼 Single	유배우 Married	사별 Widowed	이혼 Divorced
전국	3,988,171	961,136	720,431	1,541,183	765,421
0~14	1,035,616	741,804	165,093	8,325	120,394
15~64	1,785,182	209,953	480,813	502,785	591,631
65+	1,167,373	9,379	74,525	1,030,073	53,396
서울	922,348	315,288	169,706	255,007	182,347
0~14	314,261	247,534	37,554	1,469	27,704
15~64	409,945	64,964	112,274	92,545	140,162
65+	198,142	2,790	19,878	160,993	14,481
부산	304,580	55,796	48,606	132,508	67,670
0~14	58,611	39,745	9,356	652	8,858
15~64	151,196	15,075	34,044	49,146	52,931
65+	94,773	976	5,206	82,710	5,881
대구	195,780	41,239	34,971	77,722	41,848
0~14	44,792	31,209	7,201	503	5,879
15~64	96,931	9,470	24,524	29,842	33,095
65+	54,057	560	3,246	47,377	2,874
인천	201,809	44,912	39,848	66,252	50,797
0~14	51,966	33,624	9,236	491	8,615
15~64	103,161	10,903	27,127	25,990	39,141
65+	46,682	385	3,485	39,771	3,041
광주	120,014	28,251	28,264	41,486	22,013
0~14	36,493	24,133	7,633	348	4,379
15~64	53,683	3,910	18,466	14,972	16,335
65+	29,838	208	2,165	26,166	1,299
대전	129,051	37,917	28,752	35,594	26,788
0~14	44,117	31,377	7,924	324	4,492
15~64	59,519	6,280	18,683	13,984	20,572
65+	25,415	260	2,145	21,286	1,724
울산	70,231	12,768	12,335	28,123	17,005
0~14	14,472	9,562	2,588	144	2,178
15~64	37,850	3,075	8,815	11,984	13,976
65+	17,909	131	932	15,995	851
경기	824,143	214,400	177,971	237,858	193,914
0~14	235,962	161,070	42,400	1,704	30,788
15~64	412,573	51,509	120,022	89,398	151,644
65+	175,608	1,821	15,549	146,756	11,482
강원	122,448	24,806	21,273	58,383	17,986
0~14	26,855	19,047	4,758	263	2,787
15~64	50,502	5,514	13,994	17,375	13,619
65+	45,091	245	2,521	40,745	1,580
충북	116,770	27,725	19,736	51,520	17,789
0~14	30,944	22,563	4,891	286	3,204
15~64	47,091	4,968	12,893	15,864	13,366
65+	38,735	194	1,952	35,370	1,219
충남	148,901	31,150	24,062	73,765	19,924
0~14	35,423	24,933	6,124	386	3,980
15~64	55,977	5,925	15,091	20,286	14,675
65+	57,501	292	2,847	53,093	1,269
전북	148,359	22,211	23,428	83,881	18,839
0~14	26,556	17,317	5,539	294	3,406
15~64	54,066	4,567	14,973	20,502	14,024
65+	67,737	327	2,916	63,085	1,409
전남	160,188	14,332	18,883	113,739	13,234
0~14	17,828	11,220	4,024	267	2,317
15~64	47,380	2,909	11,894	22,807	9,770
65+	94,980	203	2,965	90,665	1,147
경북	218,013	37,531	28,861	126,925	24,696
0~14	40,127	29,211	6,445	465	4,006
15~64	78,193	7,930	18,366	32,931	18,966
65+	99,693	390	4,050	93,529	1,724
경남	255,399	42,769	36,090	135,590	40,950
0~14	46,546	31,939	7,690	618	6,299
15~64	106,702	10,351	24,848	39,406	32,097
65+	102,151	479	3,552	95,566	2,554
제주	50,137	10,041	7,645	22,830	9,621
0~14	10,663	7,320	1,730	111	1,502
15~64	20,413	2,603	4,799	5,753	7,258
65+	19,061	118	1,116	16,966	861

12. 시도, 가구주의 성, 연령 및 혼인상태별 가구(계속)

Households by Household Head's Sex, Age and Marital Status for Provinces(Cont'd)

단위 : 가구

Unit : Household

[2014년]

여자 Female	혼인상태별 가구 By marital status					
	계 Total	미혼 Single	유배우 Married	사별 Widowed	이혼 Divorced	
전 국	4,047,634	984,194	727,839	1,541,874	793,727	
0~14	1,030,449	744,556	160,317	7,497	118,079	
15~64	1,821,603	229,584	488,639	489,238	614,142	
65+	1,195,582	10,054	78,883	1,045,139	61,506	
서 울	938,083	320,731	171,572	256,477	189,303	
0~14	312,131	246,600	36,669	1,339	27,523	
15~64	418,761	71,102	113,621	89,077	144,961	
65+	207,191	3,029	21,282	166,061	16,819	
부 산	307,899	56,765	48,587	132,919	69,628	
0~14	57,888	39,536	9,075	596	8,681	
15~64	151,525	16,168	33,957	47,298	54,102	
65+	98,486	1,061	5,555	85,025	6,845	
대 구	197,755	41,901	34,994	77,804	43,056	
0~14	44,129	31,054	6,923	453	5,699	
15~64	97,702	10,239	24,610	28,847	34,006	
65+	55,924	608	3,461	48,504	3,351	
인 천	206,621	46,392	40,419	67,023	52,787	
0~14	52,079	34,096	9,038	445	8,500	
15~64	106,066	11,882	27,674	25,748	40,762	
65+	48,476	414	3,707	40,830	3,525	
광 주	121,376	28,610	28,423	41,663	22,680	
0~14	36,126	24,103	7,408	315	4,300	
15~64	54,333	4,280	18,707	14,479	16,867	
65+	30,917	227	2,308	26,869	1,513	
대 전	131,526	38,704	29,073	35,857	27,892	
0~14	44,024	31,518	7,769	294	4,443	
15~64	61,076	6,903	19,019	13,712	21,442	
65+	26,426	283	2,285	21,851	2,007	
울 산	72,025	13,116	12,477	28,754	17,678	
0~14	14,399	9,646	2,498	129	2,126	
15~64	38,753	3,328	8,962	11,931	14,532	
65+	18,873	142	1,017	16,694	1,020	
경 기	850,440	222,969	182,507	241,005	203,959	
0~14	237,487	163,948	41,592	1,537	30,410	
15~64	430,713	57,054	124,381	88,960	160,318	
65+	182,240	1,967	16,534	150,508	13,231	
강 원	122,689	25,188	21,173	57,939	18,389	
0~14	26,374	18,968	4,517	232	2,657	
15~64	51,039	5,971	14,061	17,017	13,990	
65+	45,276	249	2,595	40,690	1,742	
충 북	117,416	28,196	19,792	51,141	18,287	
0~14	30,655	22,581	4,712	256	3,106	
15~64	47,878	5,413	13,066	15,583	13,816	
65+	38,883	202	2,014	35,302	1,365	
충 남	149,715	31,868	24,282	73,034	20,531	
0~14	35,191	25,034	5,928	347	3,882	
15~64	56,830	6,528	15,390	19,680	15,232	
65+	57,694	306	2,964	53,007	1,417	
전 북	147,678	22,651	23,202	82,762	19,063	
0~14	26,128	17,395	5,244	256	3,233	
15~64	53,588	4,917	14,928	19,498	14,245	
65+	67,962	339	3,030	63,008	1,585	
전 남	158,637	14,700	18,618	111,982	13,337	
0~14	17,522	11,372	3,750	230	2,170	
15~64	46,494	3,124	11,828	21,651	9,891	
65+	94,621	204	3,040	90,101	1,276	
경 북	217,453	37,932	28,789	125,596	25,136	
0~14	39,420	28,971	6,179	416	3,854	
15~64	78,085	8,560	18,404	31,775	19,346	
65+	99,948	401	4,206	93,405	1,936	
경 남	257,582	44,138	36,251	135,149	42,044	
0~14	46,334	32,356	7,367	554	6,057	
15~64	107,916	11,280	25,167	38,389	33,080	
65+	103,332	502	3,717	96,206	2,907	
제 주	50,739	10,333	7,680	22,769	9,957	
0~14	10,562	7,378	1,648	98	1,438	
15~64	20,844	2,835	4,864	5,593	7,552	
65+	19,333	120	1,168	17,078	967	

12. 시도, 가구주의 성, 연령 및 혼인상태별 가구(계속)

Households by Household Head's Sex, Age and Marital Status for Provinces(Cont'd)

단위 : 가구

[2015년]

Unit : Household

여자 Female	혼인상태별 가구 By marital status				
	계 Total	미혼 Single	유배우 Married	사별 Widowed	이혼 Divorced
전 국	4,107,249	1,009,084	734,543	1,542,354	821,268
0~14	1,028,942	749,419	156,228	6,832	116,463
15~64	1,856,711	248,831	495,255	477,753	634,872
65+	1,221,596	10,834	83,060	1,057,769	69,933
서 울	954,224	326,843	173,277	257,984	196,120
0~14	310,822	246,363	35,808	1,234	27,417
15~64	427,625	77,194	114,855	86,101	149,475
65+	215,777	3,286	22,614	170,649	19,228
부 산	311,129	57,771	48,527	133,310	71,521
0~14	57,350	39,418	8,829	546	8,557
15~64	151,740	17,194	33,806	45,624	55,116
65+	102,039	1,159	5,892	87,140	7,848
대 구	199,676	42,641	34,976	77,875	44,184
0~14	43,665	31,005	6,685	409	5,566
15~64	98,452	10,981	24,640	28,033	34,798
65+	57,559	655	3,651	49,433	3,820
인 천	211,465	47,930	40,968	67,829	54,738
0~14	52,450	34,666	8,911	414	8,459
15~64	108,823	12,817	28,129	25,621	42,256
65+	50,192	447	3,928	41,794	4,023
광 주	122,737	29,066	28,537	41,827	23,307
0~14	35,967	24,189	7,226	294	4,258
15~64	54,858	4,632	18,871	14,048	17,307
65+	31,912	245	2,440	27,485	1,742
대 전	134,109	39,594	29,374	36,149	28,992
0~14	44,157	31,783	7,657	278	4,439
15~64	62,503	7,502	19,287	13,472	22,242
65+	27,449	309	2,430	22,399	2,311
울 산	73,819	13,476	12,616	29,407	18,320
0~14	14,344	9,739	2,421	115	2,069
15~64	39,608	3,577	9,087	11,898	15,046
65+	19,867	160	1,108	17,394	1,205
경 기	876,977	232,005	186,846	244,189	213,937
0~14	239,813	167,270	40,937	1,401	30,205
15~64	448,633	62,612	128,428	88,921	168,672
65+	188,531	2,123	17,481	153,867	15,060
강 원	122,881	25,589	21,048	57,481	18,763
0~14	26,029	18,955	4,314	209	2,551
15~64	51,568	6,379	14,076	16,796	14,317
65+	45,284	255	2,658	40,476	1,895
충 북	118,044	28,708	19,819	50,780	18,737
0~14	30,435	22,647	4,542	232	3,014
15~64	48,666	5,850	13,207	15,390	14,219
65+	38,943	211	2,070	35,158	1,504
충 남	150,533	32,651	24,476	72,302	21,104
0~14	35,099	25,214	5,758	318	3,809
15~64	57,557	7,117	15,634	19,090	15,716
65+	57,877	320	3,084	52,894	1,579
전 북	146,874	23,108	22,966	81,544	19,256
0~14	25,834	17,497	5,008	226	3,103
15~64	52,947	5,246	14,811	18,514	14,376
65+	68,093	365	3,147	62,804	1,777
전 남	156,944	15,077	18,346	110,111	13,410
0~14	17,307	11,544	3,517	201	2,045
15~64	45,546	3,318	11,713	20,566	9,949
65+	94,091	215	3,116	89,344	1,416
경 북	216,871	38,412	28,685	124,226	25,548
0~14	38,836	28,807	5,936	372	3,721
15~64	77,973	9,186	18,399	30,731	19,657
65+	100,062	419	4,350	93,123	2,170
경 남	259,640	45,557	36,372	134,661	43,050
0~14	46,297	32,846	7,095	496	5,860
15~64	108,995	12,176	25,401	37,503	33,915
65+	104,348	535	3,876	96,662	3,275
세 주	51,326	10,656	7,710	22,679	10,281
0~14	10,537	7,476	1,584	87	1,390
15~64	21,217	3,050	4,911	5,445	7,811
65+	19,572	130	1,215	17,147	1,080

12. 시도, 가구주의 성, 연령 및 혼인상태별 가구(계속)

Households by Household Head's Sex, Age and Marital Status for Provinces(Cont'd)

단위 : 가구

Unit : Household

[2016년]

여자 Female	혼인상태별 가구 By marital status					
	계 Total	미혼 Single	유배우 Married	사별 Widowed	이혼 Divorced	
전국	4,167,007	1,035,390	740,536	1,542,720	848,361	
0~14	1,030,433	755,628	152,861	6,303	115,641	
15~64	1,889,477	268,158	500,331	467,229	653,759	
65+	1,247,097	11,604	87,344	1,069,188	78,961	
서울	970,763	333,556	174,855	259,507	202,845	
0~14	310,184	246,632	34,995	1,150	27,407	
15~64	436,800	83,405	115,952	83,699	153,744	
65+	223,779	3,519	23,908	174,658	21,694	
부산	314,304	58,816	48,432	133,700	73,356	
0~14	56,995	39,353	8,631	512	8,499	
15~64	151,502	18,202	33,536	43,879	55,885	
65+	105,807	1,261	6,265	89,309	8,972	
대구	201,543	43,424	34,901	77,938	45,280	
0~14	43,344	31,013	6,481	377	5,473	
15~64	98,800	11,696	24,551	27,124	35,429	
65+	59,399	715	3,869	50,437	4,378	
인천	216,311	49,513	41,479	68,643	56,676	
0~14	52,944	35,268	8,822	387	8,467	
15~64	111,628	13,777	28,518	25,649	43,684	
65+	51,739	468	4,139	42,607	4,525	
광주	124,108	29,573	28,617	41,998	23,920	
0~14	35,855	24,315	7,046	273	4,221	
15~64	55,380	4,989	19,005	13,678	17,708	
65+	32,873	269	2,566	28,047	1,991	
대전	136,741	40,566	29,637	36,453	30,085	
0~14	44,371	32,112	7,553	261	4,445	
15~64	63,882	8,118	19,502	13,263	22,999	
65+	28,488	336	2,582	22,929	2,641	
울산	75,632	13,858	12,732	30,093	18,949	
0~14	14,369	9,863	2,360	107	2,039	
15~64	40,264	3,818	9,158	11,800	15,488	
65+	20,999	177	1,214	18,186	1,422	
경기	903,645	241,474	190,982	247,350	223,839	
0~14	242,999	170,973	40,491	1,295	30,240	
15~64	466,159	68,220	132,048	89,250	176,641	
65+	194,487	2,281	18,443	156,805	16,958	
강원	123,093	26,026	20,909	57,022	19,136	
0~14	25,783	18,978	4,146	187	2,472	
15~64	51,866	6,781	14,019	16,492	14,574	
65+	45,444	267	2,744	40,343	2,090	
충북	118,614	29,224	19,813	50,414	19,163	
0~14	30,303	22,732	4,404	211	2,956	
15~64	49,143	6,273	13,261	15,067	14,542	
65+	39,168	219	2,148	35,136	1,665	
충남	151,341	33,487	24,649	71,529	21,676	
0~14	35,071	25,424	5,603	292	3,752	
15~64	58,373	7,729	15,847	18,627	16,170	
65+	57,897	334	3,199	52,610	1,754	
전북	146,072	23,551	22,727	80,352	19,442	
0~14	25,600	17,582	4,815	205	2,998	
15~64	52,462	5,580	14,665	17,744	14,473	
65+	68,010	389	3,247	62,403	1,971	
전남	155,180	15,437	18,071	108,189	13,483	
0~14	17,161	11,711	3,331	176	1,943	
15~64	44,579	3,510	11,550	19,553	9,966	
65+	93,440	216	3,190	88,460	1,574	
경북	216,159	38,926	28,544	122,775	25,914	
0~14	38,417	28,701	5,744	338	3,634	
15~64	77,366	9,781	18,279	29,465	19,841	
65+	100,376	444	4,521	92,972	2,439	
경남	261,590	46,981	36,460	134,157	43,992	
0~14	46,443	33,375	6,895	450	5,723	
15~64	109,746	13,036	25,520	36,609	34,581	
65+	105,401	570	4,045	97,098	3,688	
제주	51,911	10,978	7,728	22,600	10,605	
0~14	10,594	7,596	1,544	82	1,372	
15~64	21,527	3,243	4,920	5,330	8,034	
65+	19,790	139	1,264	17,188	1,199	

12. 시도, 가구주의 성, 연령 및 혼인상태별 가구(계속)

Households by Household Head's Sex, Age and Marital Status for Provinces(Cont'd)

단위 : 가구

[2017년]

Unit : Household

여자 Female	혼인상태별 가구 By marital status					
	계 Total	미혼 Single	유배우 Married	사별 Widowed	이혼 Divorced	
전국	4,226,376	1,062,552	745,862	1,543,064	874,898	
0-14	1,032,722	761,812	149,880	5,852	115,178	
15-64	1,918,258	288,067	503,643	456,620	669,928	
65+	1,275,396	12,673	92,339	1,080,592	89,792	
서울	987,576	340,707	176,336	261,081	209,452	
0-14	309,443	246,872	34,141	1,080	27,350	
15-64	445,003	89,972	116,702	80,939	157,390	
65+	233,130	3,863	25,493	179,062	24,712	
부산	317,376	59,869	48,296	134,087	75,124	
0-14	56,670	39,268	8,451	482	8,469	
15-64	151,312	19,223	33,209	42,397	56,483	
65+	109,394	1,378	6,636	91,208	10,172	
대구	203,297	44,213	34,798	77,970	46,316	
0-14	43,082	31,024	6,305	351	5,402	
15-64	99,150	12,409	24,411	26,381	35,949	
65+	61,065	780	4,082	51,238	4,965	
인천	221,161	51,133	41,945	69,476	58,607	
0-14	53,425	35,837	8,742	361	8,485	
15-64	113,908	14,780	28,783	25,444	44,901	
65+	53,828	516	4,420	43,671	5,221	
광주	125,499	30,118	28,675	42,179	24,527	
0-14	35,799	24,467	6,884	255	4,193	
15-64	55,993	5,361	19,102	13,445	18,085	
65+	33,707	290	2,689	28,479	2,249	
대전	139,375	41,584	29,881	36,745	31,165	
0-14	44,629	32,454	7,463	246	4,466	
15-64	65,056	8,755	19,649	13,000	23,652	
65+	29,690	375	2,769	23,499	3,047	
울산	77,443	14,251	12,843	30,781	19,568	
0-14	14,401	9,985	2,310	96	2,010	
15-64	40,922	4,066	9,204	11,761	15,891	
65+	22,120	200	1,329	18,924	1,667	
경기	930,478	251,284	194,923	250,582	233,689	
0-14	246,487	174,733	40,149	1,209	30,396	
15-64	481,882	74,019	135,081	88,975	183,807	
65+	202,109	2,532	19,693	160,398	19,486	
강원	123,236	26,456	20,742	56,562	19,476	
0-14	25,598	19,010	4,005	174	2,409	
15-64	51,622	7,160	13,855	15,901	14,706	
65+	46,016	286	2,882	40,487	2,361	
충북	119,093	29,718	19,780	50,011	19,584	
0-14	30,194	22,799	4,285	193	2,917	
15-64	49,187	6,683	13,231	14,520	14,753	
65+	39,712	236	2,264	35,298	1,914	
충남	152,073	34,390	24,775	70,690	22,218	
0-14	35,168	25,695	5,483	270	3,720	
15-64	59,022	8,338	15,981	18,172	16,531	
65+	57,883	357	3,311	52,248	1,967	
전북	145,160	23,962	22,462	79,148	19,588	
0-14	25,408	17,648	4,655	183	2,922	
15-64	52,131	5,908	14,483	17,220	14,520	
65+	67,621	406	3,324	61,745	2,146	
전남	153,359	15,759	17,801	106,256	13,543	
0-14	17,035	11,838	3,177	154	1,866	
15-64	43,824	3,697	11,366	18,807	9,954	
65+	92,500	224	3,258	87,295	1,723	
경북	215,323	39,428	28,370	121,279	26,246	
0-14	38,042	28,580	5,582	309	3,571	
15-64	76,957	10,371	18,125	28,505	19,956	
65+	100,324	477	4,663	92,465	2,719	
경남	263,429	48,379	36,493	133,686	44,871	
0-14	46,698	33,889	6,743	416	5,650	
15-64	110,379	13,879	25,533	35,876	35,091	
65+	106,352	611	4,217	97,394	4,130	
제주	52,498	11,301	7,742	22,531	10,924	
0-14	10,643	7,713	1,505	73	1,352	
15-64	21,910	3,446	4,928	5,277	8,259	
65+	19,945	142	1,309	17,181	1,313	

12. 시도, 가구주의 성, 연령 및 혼인상태별 가구(계속)

Households by Household Head's Sex, Age and Marital Status for Provinces(Cont'd)

단위 : 가구

Unit : Household

[2018년]

여자 Female	혼인상태별 가구 By marital status				
	계 Total	미혼 Single	유배우 Married	사별 Widowed	이혼 Divorced
전 국	4,285,184	1,089,947	750,570	1,543,636	901,031
0~14	1,033,464	766,754	146,809	5,439	114,462
15~64	1,944,491	309,067	505,950	445,319	684,155
65+	1,307,229	14,126	97,811	1,092,878	102,414
서 울	1,004,347	348,020	177,722	262,644	215,961
0~14	308,230	246,813	33,224	1,013	27,180
15~64	452,489	96,881	117,226	77,862	160,520
65+	243,628	4,326	27,272	183,769	28,261
부 산	320,405	60,911	48,140	134,512	76,842
0~14	55,997	38,997	8,208	447	8,345
15~64	150,944	20,375	32,873	40,772	56,924
65+	113,464	1,539	7,059	93,293	11,573
대 구	205,006	45,023	34,633	78,044	47,306
0~14	42,769	31,001	6,123	323	5,322
15~64	99,213	13,149	24,202	25,532	36,330
65+	63,024	873	4,308	52,189	5,654
인 천	226,022	52,770	42,372	70,347	60,533
0~14	53,797	36,321	8,651	340	8,485
15~64	116,015	15,858	28,985	25,171	46,001
65+	56,210	591	4,736	44,836	6,047
광 주	126,876	30,650	28,701	42,385	25,140
0~14	35,723	24,600	6,718	238	4,167
15~64	56,460	5,736	19,155	13,160	18,409
65+	34,693	314	2,828	28,987	2,564
대 전	142,003	42,601	30,094	37,056	32,252
0~14	44,783	32,735	7,349	233	4,466
15~64	66,215	9,439	19,776	12,730	24,270
65+	31,005	427	2,969	24,093	3,516
울 산	79,278	14,641	12,947	31,524	20,166
0~14	14,406	10,086	2,259	89	1,972
15~64	41,375	4,320	9,223	11,606	16,226
65+	23,497	235	1,465	19,829	1,968
경 기	957,313	261,292	198,648	253,867	243,506
0~14	249,707	178,253	39,797	1,130	30,527
15~64	496,987	80,182	137,780	88,522	190,503
65+	210,619	2,857	21,071	164,215	22,476
강 원	123,266	26,849	20,555	56,067	19,795
0~14	25,339	18,985	3,856	156	2,342
15~64	51,380	7,548	13,687	15,340	14,805
65+	46,547	316	3,012	40,571	2,648
충 북	119,506	30,184	19,735	49,571	20,016
0~14	30,038	22,812	4,171	179	2,876
15~64	49,377	7,116	13,201	14,116	14,944
65+	40,091	256	2,363	35,276	2,196
충 남	152,786	35,330	24,880	69,832	22,744
0~14	35,284	25,966	5,369	252	3,697
15~64	59,632	8,975	16,082	17,721	16,854
65+	57,870	389	3,429	51,859	2,193
전 북	144,234	24,356	22,196	77,962	19,720
0~14	25,239	17,686	4,529	166	2,858
15~64	51,757	6,239	14,265	16,725	14,528
65+	67,238	431	3,402	61,071	2,334
전 남	151,436	16,034	17,530	104,288	13,584
0~14	16,913	11,926	3,053	137	1,797
15~64	43,196	3,880	11,168	18,235	9,913
65+	91,327	228	3,309	85,916	1,874
경 북	214,455	39,911	28,175	119,818	26,551
0~14	37,685	28,430	5,440	286	3,529
15~64	76,409	10,964	17,912	27,528	20,005
65+	100,361	517	4,823	92,004	3,017
경 남	265,200	49,752	36,487	133,277	45,684
0~14	46,828	34,311	6,583	381	5,553
15~64	110,911	14,771	25,505	35,135	35,500
65+	107,461	670	4,399	97,761	4,631
제 주	53,051	11,623	7,755	22,442	11,231
0~14	10,726	7,832	1,479	69	1,346
15~64	22,131	3,634	4,910	5,164	8,423
65+	20,194	157	1,366	17,209	1,462

12. 시도, 가구주의 성, 연령 및 혼인상태별 가구(계속)

Households by Household Head's Sex, Age and Marital Status for Provinces(Cont'd)

단위 : 가구

[2019년]

Unit : Household

여자 Female	혼인상태별 가구 By marital status				
	계 Total	미혼 Single	유배우 Married	사별 Widowed	이혼 Divorced
전 국	4,342,479	1,116,966	754,591	1,544,326	926,596
0~14	1,029,357	768,248	143,171	5,011	112,927
15~64	1,970,099	332,905	507,583	432,756	696,855
65+	1,343,023	15,813	103,837	1,106,559	116,814
서울	1,020,790	355,237	179,009	264,235	222,309
0~14	304,682	245,240	31,969	926	26,547
15~64	461,397	105,152	117,881	74,786	163,578
65+	254,711	4,845	29,159	188,523	32,184
부산	323,211	61,932	47,930	134,871	78,478
0~14	54,925	38,491	7,897	410	8,127
15~64	150,487	21,718	32,522	39,039	57,208
65+	117,799	1,723	7,511	95,422	13,143
대구	206,605	45,812	34,445	78,095	48,253
0~14	42,225	30,838	5,903	299	5,185
15~64	99,412	14,009	24,001	24,731	36,671
65+	64,968	965	4,541	53,065	6,397
인천	230,873	54,403	42,759	71,261	62,450
0~14	53,942	36,649	8,532	314	8,447
15~64	118,022	17,077	29,136	24,815	46,994
65+	58,909	677	5,091	46,132	7,009
광주	128,168	31,158	28,696	42,594	25,720
0~14	35,455	24,636	6,506	218	4,095
15~64	56,963	6,170	19,203	12,859	18,731
65+	35,750	352	2,987	29,517	2,894
대전	144,613	43,595	30,288	37,392	33,338
0~14	44,827	32,923	7,226	219	4,459
15~64	67,269	10,181	19,866	12,409	24,813
65+	32,517	491	3,196	24,764	4,066
울산	81,078	15,032	13,028	32,255	20,763
0~14	14,359	10,156	2,204	78	1,921
15~64	41,818	4,609	9,219	11,467	16,523
65+	24,901	267	1,605	20,710	2,319
경기	984,011	271,375	202,139	257,296	253,201
0~14	251,911	181,071	39,306	1,049	30,485
15~64	511,859	87,056	140,219	87,819	196,765
65+	220,241	3,248	22,614	168,428	25,951
강원	123,218	27,193	20,348	55,553	20,124
0~14	25,082	18,908	3,735	143	2,296
15~64	51,017	7,936	13,469	14,772	14,840
65+	47,119	349	3,144	40,638	2,988
충북	119,860	30,614	19,664	49,165	20,417
0~14	29,799	22,746	4,057	165	2,831
15~64	49,489	7,580	13,136	13,687	15,086
65+	40,572	288	2,471	35,313	2,500
충남	153,481	36,266	24,959	69,010	23,246
0~14	35,333	26,186	5,246	235	3,666
15~64	60,104	9,658	16,138	17,189	17,119
65+	58,044	422	3,575	51,586	2,461
전북	143,240	24,712	21,923	76,741	19,864
0~14	25,134	17,693	4,451	154	2,836
15~64	50,907	6,549	13,956	15,980	14,422
65+	67,199	470	3,516	60,607	2,606
전남	149,456	16,270	17,267	102,296	13,623
0~14	16,791	11,970	2,953	124	1,744
15~64	42,353	4,061	10,932	17,538	9,822
65+	90,312	239	3,382	84,634	2,057
경북	213,444	40,355	27,951	118,309	26,829
0~14	37,282	28,212	5,306	266	3,498
15~64	75,597	11,573	17,640	26,426	19,958
65+	100,565	570	5,005	91,617	3,373
경남	266,846	51,070	36,432	132,893	46,451
0~14	46,862	34,618	6,434	349	5,461
15~64	111,051	15,716	25,386	34,197	35,752
65+	108,933	736	4,612	98,347	5,238
제주	53,585	11,942	7,753	22,360	11,530
0~14	10,748	7,911	1,446	62	1,329
15~64	22,354	3,860	4,879	5,042	8,573
65+	20,483	171	1,428	17,256	1,628

12. 시도, 가구주의 성, 연령 및 혼인상태별 가구(계속)

Households by Household Head's Sex, Age and Marital Status for Provinces(Cont'd)

단위 : 가구

Unit : Household

[2020년]

여자 Female	혼인상태별 가구 By marital status				
	계 Total	미혼 Single	유배우 Married	사별 Widowed	이혼 Divorced
전국	4,397,404	1,142,784	757,940	1,545,183	951,497
0~14	1,019,438	765,870	138,740	4,565	110,263
15~64	1,992,856	359,232	508,462	417,566	707,596
65+	1,385,110	17,682	110,738	1,123,052	133,638
서울	1,036,438	362,108	180,124	265,748	228,458
0~14	299,177	242,353	30,468	834	25,522
15~64	470,169	114,339	118,395	71,197	166,238
65+	267,092	5,416	31,261	193,717	36,698
부산	325,848	62,898	47,698	135,212	80,040
0~14	53,477	37,757	7,533	371	7,816
15~64	149,565	23,215	32,111	36,981	57,258
65+	122,806	1,926	8,054	97,860	14,966
대구	208,060	46,560	34,219	78,149	49,132
0~14	41,399	30,512	5,636	267	4,984
15~64	99,382	14,966	23,765	23,757	36,894
65+	67,279	1,082	4,818	54,125	7,254
인천	235,698	56,013	43,108	72,225	64,352
0~14	53,711	36,769	8,342	287	8,313
15~64	119,918	18,472	29,257	24,301	47,888
65+	62,069	772	5,509	47,637	8,151
광주	129,379	31,595	28,671	42,818	26,295
0~14	35,045	24,573	6,271	201	4,000
15~64	57,275	6,627	19,221	12,431	18,996
65+	37,059	395	3,179	30,186	3,299
대전	147,122	44,538	30,447	37,731	34,406
0~14	44,625	32,970	7,053	203	4,399
15~64	68,316	11,014	19,951	12,037	25,314
65+	34,181	554	3,443	25,491	4,693
울산	82,892	15,419	13,094	33,054	21,325
0~14	14,232	10,173	2,136	69	1,854
15~64	42,085	4,936	9,198	11,205	16,746
65+	26,575	310	1,760	21,780	2,725
경기	1,010,300	281,343	205,373	260,760	262,824
0~14	252,659	182,991	38,569	961	30,138
15~64	526,033	94,658	142,390	86,497	202,488
65+	231,608	3,694	24,414	173,302	30,198
강원	123,068	27,471	20,126	55,033	20,438
0~14	24,734	18,748	3,614	131	2,241
15~64	50,541	8,342	13,225	14,153	14,821
65+	47,793	381	3,287	40,749	3,376
충북	120,071	30,975	19,570	48,753	20,773
0~14	29,456	22,594	3,931	155	2,776
15~64	49,519	8,070	13,054	13,212	15,183
65+	41,096	311	2,585	35,386	2,814
충남	154,096	37,165	25,020	68,217	23,694
0~14	35,239	26,308	5,106	217	3,608
15~64	60,568	10,397	16,182	16,644	17,345
65+	58,289	460	3,732	51,356	2,741
전북	142,183	25,006	21,664	75,514	19,999
0~14	24,900	17,602	4,361	140	2,797
15~64	50,020	6,894	13,648	15,180	14,298
65+	67,263	510	3,655	60,194	2,904
전남	147,433	16,443	17,002	100,316	13,672
0~14	16,662	11,963	2,880	107	1,712
15~64	41,237	4,229	10,641	16,679	9,688
65+	89,534	251	3,481	83,530	2,272
경북	212,267	40,705	27,711	116,781	27,070
0~14	36,685	27,841	5,155	246	3,443
15~64	74,825	12,244	17,368	25,330	19,883
65+	100,757	620	5,188	91,205	3,744
경남	268,423	52,305	36,366	132,576	47,176
0~14	46,721	34,771	6,278	319	5,353
15~64	110,910	16,722	25,216	33,098	35,874
65+	110,792	812	4,872	99,159	5,949
제주	54,126	12,240	7,747	22,296	11,843
0~14	10,716	7,945	1,407	57	1,307
15~64	22,493	4,107	4,840	4,864	8,682
65+	20,917	188	1,500	17,375	1,854

12. 시도, 가구주의 성, 연령 및 혼인상태별 가구(계속)

Households by Household Head's Sex, Age and Marital Status for Provinces(Cont'd)

단위 : 가구

Unit : Household

[2021년]

여자 Female	혼인상태별 가구 By marital status				
	계 Total	미혼 Single	유배우 Married	사별 Widowed	이혼 Divorced
전국	4,449,511	1,166,871	760,786	1,546,253	975,601
0~14	1,004,849	760,054	133,906	4,112	106,777
15~64	2,013,378	386,879	508,728	401,468	716,303
65+	1,431,284	19,938	118,152	1,140,673	152,521
서울	1,051,145	368,462	181,109	267,238	234,336
0~14	292,054	238,362	28,797	733	24,162
15~64	479,079	124,028	118,901	67,589	168,561
65+	280,012	6,072	33,411	198,916	41,613
부산	328,265	63,788	47,431	135,520	81,526
0~14	51,759	36,854	7,137	329	7,439
15~64	148,467	24,775	31,687	34,874	57,131
65+	128,039	2,159	8,607	100,317	16,956
대구	209,436	47,213	34,001	78,235	49,987
0~14	40,410	30,047	5,365	241	4,757
15~64	99,211	15,954	23,506	22,752	36,999
65+	69,815	1,212	5,130	55,242	8,231
인천	240,466	57,569	43,449	73,216	66,232
0~14	53,281	36,742	8,130	262	8,147
15~64	121,521	19,947	29,322	23,654	48,598
65+	65,664	880	5,997	49,300	9,487
광주	130,502	31,953	28,629	43,059	26,861
0~14	34,455	24,385	6,019	181	3,870
15~64	57,646	7,123	19,236	12,025	19,262
65+	38,401	445	3,374	30,853	3,729
대전	149,573	45,447	30,586	38,084	35,456
0~14	44,224	32,894	6,843	184	4,303
15~64	69,243	11,915	20,020	11,587	25,721
65+	36,106	638	3,723	26,313	5,432
울산	84,677	15,765	13,166	33,855	21,891
0~14	14,094	10,155	2,079	62	1,798
15~64	42,208	5,252	9,144	10,913	16,899
65+	28,375	358	1,943	22,880	3,194
경기	1,036,083	291,120	208,394	264,342	272,227
0~14	252,203	184,126	37,667	868	29,542
15~64	539,390	102,731	144,295	84,778	207,586
65+	244,490	4,263	26,432	178,696	35,099
강원	122,832	27,702	19,906	54,494	20,730
0~14	24,321	18,522	3,497	119	2,183
15~64	49,887	8,753	12,959	13,450	14,725
65+	48,624	427	3,450	40,925	3,822
충북	120,185	31,255	19,469	48,369	21,092
0~14	28,951	22,322	3,792	139	2,698
15~64	49,424	8,580	12,955	12,663	15,226
65+	41,810	353	2,722	35,567	3,168
충남	154,547	37,955	25,052	67,414	24,126
0~14	35,019	26,305	4,964	200	3,550
15~64	60,923	11,139	16,189	16,081	17,514
65+	58,605	511	3,899	51,133	3,062
전북	141,061	25,241	21,402	74,304	20,114
0~14	24,609	17,435	4,280	131	2,763
15~64	49,142	7,250	13,328	14,423	14,141
65+	67,310	556	3,794	59,750	3,210
전남	145,292	16,544	16,730	98,303	13,715
0~14	16,546	11,902	2,848	99	1,697
15~64	40,079	4,374	10,321	15,877	9,507
65+	88,667	268	3,561	82,327	2,511
경북	210,981	40,936	27,456	115,287	27,302
0~14	35,887	27,314	4,988	225	3,360
15~64	73,846	12,941	17,069	24,092	19,744
65+	101,248	681	5,399	90,970	4,198
경남	269,888	53,422	36,280	132,310	47,876
0~14	46,411	34,754	6,135	288	5,234
15~64	110,712	17,763	25,009	32,022	35,918
65+	112,765	905	5,136	100,000	6,724
제주	54,578	12,499	7,726	22,223	12,130
0~14	10,625	7,935	1,365	51	1,274
15~64	22,600	4,354	4,787	4,688	8,771
65+	21,353	210	1,574	17,484	2,085

12. 시도, 가구주의 성, 연령 및 혼인상태별 가구(계속)

Households by Household Head's Sex, Age and Marital Status for Provinces(Cont'd)

단위 : 가구

Unit : Household

[2022년]

여자 Female	혼인상태별 가구 By marital status				
	계 Total	미혼 Single	유배우 Married	사별 Widowed	이혼 Divorced
전국	4,496,697	1,187,608	763,397	1,548,286	997,406
0~14	987,189	751,334	129,551	3,692	102,612
15~64	2,029,746	413,806	507,965	385,832	722,143
65+	1,479,762	22,468	125,881	1,158,762	172,651
서울	1,064,167	373,835	181,989	268,771	239,572
0~14	283,892	233,561	27,157	629	22,545
15~64	487,305	133,485	119,277	64,222	170,321
65+	292,970	6,789	35,555	203,920	46,706
부산	330,350	64,549	47,147	135,846	82,808
0~14	50,088	35,946	6,791	294	7,057
15~64	146,957	26,187	31,191	32,861	56,718
65+	133,305	2,416	9,165	102,691	19,033
대구	210,541	47,744	33,768	78,321	50,708
0~14	39,312	29,476	5,122	212	4,502
15~64	98,821	16,910	23,192	21,772	36,947
65+	72,408	1,358	5,454	56,337	9,259
인천	245,004	58,994	43,769	74,278	67,963
0~14	52,707	36,597	7,941	240	7,929
15~64	122,767	21,388	29,312	22,979	49,088
65+	69,530	1,009	6,516	51,059	10,946
광주	131,433	32,177	28,574	43,316	27,366
0~14	33,741	24,073	5,789	163	3,716
15~64	57,866	7,601	19,205	11,622	19,438
65+	39,826	503	3,580	31,531	4,212
대전	151,879	46,230	30,744	38,465	36,440
0~14	43,682	32,685	6,649	169	4,179
15~64	70,054	12,809	20,062	11,148	26,035
65+	38,143	736	4,033	27,148	6,226
울산	86,419	16,068	13,247	34,694	22,410
0~14	13,926	10,099	2,040	55	1,732
15~64	42,176	5,555	9,069	10,578	16,974
65+	30,317	414	2,138	24,061	3,704
경기	1,060,761	300,296	211,303	268,152	281,010
0~14	250,947	184,595	36,854	780	28,718
15~64	551,499	110,774	145,844	83,020	211,861
65+	258,315	4,927	28,605	184,352	40,431
강원	122,467	27,818	19,695	53,998	20,966
0~14	23,834	18,202	3,402	109	2,121
15~64	49,076	9,142	12,661	12,731	14,542
65+	49,557	474	3,632	41,158	4,293
충북	120,194	31,414	19,370	48,027	21,383
0~14	28,285	21,923	3,653	125	2,584
15~64	49,340	9,102	12,850	12,153	15,235
65+	42,569	389	2,867	35,749	3,564
충남	154,805	38,523	25,065	66,686	24,531
0~14	34,546	26,085	4,823	184	3,454
15~64	61,202	11,868	16,169	15,523	17,642
65+	59,057	570	4,073	50,979	3,435
전북	139,864	25,363	21,157	73,165	20,179
0~14	24,282	17,173	4,246	122	2,741
15~64	48,180	7,578	12,972	13,716	13,914
65+	67,402	612	3,939	59,327	3,524
전남	143,063	16,548	16,475	96,318	13,722
0~14	16,443	11,779	2,867	92	1,705
15~64	38,860	4,485	9,969	15,127	9,279
65+	87,760	284	3,639	81,099	2,738
경북	209,538	40,982	27,204	113,881	27,471
0~14	34,980	26,646	4,851	207	3,276
15~64	72,802	13,592	16,741	22,944	19,525
65+	101,756	744	5,612	90,730	4,670
경남	271,206	54,340	36,182	132,197	48,487
0~14	46,005	34,592	6,033	264	5,116
15~64	110,156	18,738	24,723	30,899	35,796
65+	115,045	1,010	5,426	101,034	7,575
제주	55,006	12,727	7,708	22,171	12,400
0~14	10,519	7,902	1,333	47	1,237
15~64	22,685	4,592	4,728	4,537	8,828
65+	21,802	233	1,647	17,587	2,335

12. 시도, 가구주의 성, 연령 및 혼인상태별 가구(계속)

Households by Household Head's Sex, Age and Marital Status for Provinces(Cont'd)

단위 : 가구

Unit : Household

[2023년]

여자 Female	혼인상태별 가구 By marital status				
	계 Total	미혼 Single	유배우 Married	사별 Widowed	이혼 Divorced
전국	4,539,488	1,205,198	765,926	1,551,160	1,017,204
0~14	969,246	740,955	126,174	3,328	98,789
15~64	2,038,095	438,999	505,582	369,740	723,774
65+	1,532,147	25,244	134,170	1,178,092	194,641
서울	1,075,597	378,235	182,826	270,321	244,215
0~14	276,217	228,744	25,828	545	21,100
15~64	493,238	141,955	119,234	60,992	171,057
65+	306,142	7,536	37,764	208,784	52,058
부산	332,135	65,182	46,866	136,195	83,892
0~14	48,472	35,018	6,502	260	6,692
15~64	145,048	27,482	30,633	30,920	56,013
65+	138,615	2,682	9,731	105,015	21,187
대구	211,522	48,170	33,557	78,449	51,346
0~14	38,195	28,826	4,924	187	4,258
15~64	98,228	17,824	22,831	20,839	36,734
65+	75,099	1,520	5,802	57,423	10,354
인천	249,308	60,276	44,091	75,368	69,573
0~14	52,106	36,357	7,799	220	7,730
15~64	123,308	22,761	29,192	22,145	49,210
65+	73,894	1,158	7,100	53,003	12,633
광주	132,197	32,280	28,511	43,583	27,823
0~14	32,961	23,654	5,598	147	3,562
15~64	57,824	8,060	19,105	11,158	19,501
65+	41,412	566	3,808	32,278	4,760
대전	154,001	46,874	30,903	38,878	37,346
0~14	42,936	32,307	6,457	151	4,021
15~64	70,745	13,732	20,084	10,703	26,226
65+	40,320	835	4,362	28,024	7,099
울산	88,112	16,344	13,329	35,549	22,890
0~14	13,782	10,020	2,023	49	1,690
15~64	42,000	5,846	8,957	10,245	16,952
65+	32,330	478	2,349	25,255	4,248
경기	1,084,357	308,805	214,125	272,199	289,228
0~14	249,676	184,654	36,314	708	28,000
15~64	560,994	118,473	146,788	80,957	214,776
65+	273,687	5,678	31,023	190,534	46,452
강원	121,955	27,842	19,486	53,479	21,148
0~14	23,240	17,776	3,314	100	2,050
15~64	48,212	9,545	12,352	12,015	14,300
65+	50,503	521	3,820	41,364	4,798
충북	120,080	31,463	19,265	47,694	21,658
0~14	27,562	21,434	3,539	114	2,475
15~64	49,012	9,587	12,696	11,580	15,149
65+	43,506	442	3,030	36,000	4,034
충남	154,915	38,937	25,081	66,027	24,870
0~14	33,879	25,702	4,684	167	3,326
15~64	61,301	12,602	16,120	14,901	17,678
65+	59,735	633	4,277	50,959	3,866
전북	138,644	25,387	20,924	72,109	20,224
0~14	23,835	16,797	4,221	114	2,703
15~64	47,097	7,908	12,611	12,953	13,625
65+	67,712	682	4,092	59,042	3,896
전남	140,922	16,490	16,221	94,457	13,754
0~14	16,299	11,596	2,902	86	1,715
15~64	37,501	4,589	9,593	14,303	9,016
65+	87,122	305	3,726	80,068	3,023
경북	207,990	40,918	26,966	112,525	27,581
0~14	33,996	25,874	4,739	192	3,191
15~64	71,703	14,225	16,393	21,851	19,234
65+	102,291	819	5,834	90,482	5,156
경남	272,372	55,090	36,081	132,188	49,013
0~14	45,671	34,350	6,015	244	5,062
15~64	109,210	19,613	24,339	29,788	35,470
65+	117,491	1,127	5,727	102,156	8,481
제주	55,381	12,905	7,694	22,139	12,643
0~14	10,419	7,846	1,315	44	1,214
15~64	22,674	4,797	4,654	4,390	8,833
65+	22,288	262	1,725	17,705	2,596

12. 시도, 가구주의 성, 연령 및 혼인상태별 가구(계속)

Households by Household Head's Sex, Age and Marital Status for Provinces(Cont'd)

단위 : 가구

Unit : Household

[2024년]

여자 Female	혼인상태별 가구 By marital status					
	계 Total	미혼 Single	유배우 Married	사별 Widowed	이혼 Divorced	
전국	4,578,351	1,220,159	768,346	1,554,816	1,035,030	
0~14	952,660	729,674	123,999	3,046	95,941	
15~64	2,037,203	462,302	501,314	352,448	721,139	
65+	1,588,488	28,183	143,033	1,199,322	217,950	
서울	1,085,528	381,754	183,616	271,854	248,304	
0~14	269,234	223,974	24,832	476	19,952	
15~64	496,892	149,485	118,721	57,833	170,853	
65+	319,402	8,295	40,063	213,545	57,499	
부산	333,590	85,693	46,590	136,518	84,789	
0~14	47,009	34,100	6,280	234	6,395	
15~64	142,491	28,640	29,990	28,886	54,975	
65+	144,090	2,953	10,320	107,398	23,419	
대구	212,311	48,523	33,313	78,598	51,877	
0~14	37,255	26,185	4,803	170	4,097	
15~64	97,050	18,643	22,358	19,797	36,252	
65+	78,006	1,695	6,152	58,631	11,528	
인천	253,404	61,427	44,409	76,517	71,051	
0~14	51,677	36,106	7,740	206	7,625	
15~64	123,147	24,002	28,935	21,223	48,987	
65+	78,580	1,319	7,734	55,088	14,439	
광주	132,857	32,310	28,439	43,883	28,225	
0~14	32,138	23,147	5,439	133	3,419	
15~64	57,565	8,528	18,943	10,641	19,453	
65+	43,154	635	4,057	33,109	5,353	
대전	156,002	47,414	31,064	39,334	38,190	
0~14	42,108	31,814	6,293	137	3,864	
15~64	71,277	14,656	20,066	10,253	26,302	
65+	42,617	944	4,705	28,944	8,024	
울산	89,726	16,560	13,405	36,435	23,326	
0~14	13,701	9,924	2,039	46	1,692	
15~64	41,519	6,097	8,787	9,844	16,791	
65+	34,506	539	2,579	26,545	4,843	
경기	1,106,876	316,619	216,904	276,445	296,908	
0~14	248,796	184,407	36,146	655	27,588	
15~64	567,691	125,715	147,064	78,564	216,348	
65+	290,389	6,497	33,694	197,226	52,972	
강원	121,387	27,803	19,284	52,992	21,308	
0~14	22,592	17,278	3,244	91	1,979	
15~64	47,277	9,951	12,024	11,302	14,000	
65+	51,518	574	4,016	41,599	5,329	
충북	119,908	31,430	19,174	47,412	21,892	
0~14	26,797	20,880	3,444	103	2,370	
15~64	48,609	10,061	12,525	11,017	15,006	
65+	44,502	489	3,205	36,292	4,516	
충남	155,020	39,343	25,086	65,437	25,154	
0~14	33,183	25,283	4,553	155	3,192	
15~64	61,281	13,353	16,039	14,240	17,649	
65+	60,556	707	4,494	51,042	4,313	
전북	137,451	25,360	20,693	71,121	20,277	
0~14	23,375	16,371	4,220	108	2,676	
15~64	45,897	8,233	12,229	12,149	13,286	
65+	68,179	756	4,244	58,864	4,315	
전남	138,788	16,365	15,980	92,665	13,778	
0~14	16,146	11,361	2,961	83	1,741	
15~64	35,944	4,672	9,194	13,392	8,686	
65+	86,698	332	3,825	79,190	3,351	
경북	206,411	40,805	26,732	111,244	27,630	
0~14	32,986	25,061	4,646	178	3,101	
15~64	70,339	14,841	16,015	20,639	18,844	
65+	103,086	903	6,071	90,427	5,685	
경남	273,376	55,696	35,974	132,248	49,458	
0~14	45,367	34,019	6,053	233	5,062	
15~64	107,644	20,421	23,854	28,448	34,921	
65+	120,365	1,256	6,067	103,567	9,475	
제주	55,716	13,057	7,683	22,113	12,863	
0~14	10,296	7,764	1,306	38	1,188	
15~64	22,580	5,004	4,570	4,220	8,786	
65+	22,840	289	1,807	17,855	2,889	

12. 시도, 가구주의 성, 연령 및 혼인상태별 가구(계속)

Households by Household Head's Sex, Age and Marital Status for Provinces(Cont'd)

단위 : 가구

[2025년]

Unit : Household

여자 Female	혼인상태별 가구 By marital status				
	계 Total	미혼 Single	유배우 Married	사별 Widowed	이혼 Divorced
전국	4,613,818	1,232,752	770,758	1,559,344	1,050,964
0-14	937,149	717,396	122,849	2,841	94,063
15-64	2,028,837	483,964	495,477	334,751	714,645
65+	1,647,832	31,392	152,432	1,221,752	242,256
서울	1,094,084	384,500	184,337	273,370	251,877
0-14	262,709	219,123	24,104	427	19,055
15-64	498,313	156,244	117,766	54,615	169,688
65+	333,062	9,133	42,467	218,328	63,134
부산	334,706	66,125	46,300	136,783	85,498
0-14	45,783	33,243	6,137	215	6,188
15-64	139,371	29,639	29,259	26,841	53,632
65+	149,552	3,243	10,904	109,727	25,678
대구	212,991	48,794	33,091	78,784	52,322
0-14	36,461	27,547	4,751	159	4,004
15-64	95,483	19,365	21,811	18,736	35,571
65+	81,047	1,882	6,529	59,889	12,747
인천	257,317	62,448	44,737	77,720	72,412
0-14	51,281	35,781	7,731	195	7,574
15-64	122,565	25,182	28,597	20,273	48,513
65+	83,471	1,485	8,409	57,252	16,325
광주	133,392	32,256	28,372	44,201	28,563
0-14	31,352	22,587	5,333	122	3,310
15-64	57,076	8,958	18,719	10,118	19,281
65+	44,964	711	4,320	33,961	5,972
대전	157,882	47,850	31,230	39,825	38,977
0-14	41,240	31,230	6,165	126	3,719
15-64	71,560	15,563	19,987	9,766	26,244
65+	45,082	1,057	5,078	29,933	9,014
울산	91,287	16,755	13,488	37,329	23,715
0-14	13,704	9,833	2,084	45	1,742
15-64	40,785	6,308	8,573	9,398	16,506
65+	36,798	614	2,831	27,886	5,467
경기	1,128,525	323,830	219,634	280,933	304,128
0-14	247,805	183,639	36,182	616	27,368
15-64	572,253	132,770	146,861	75,895	216,727
65+	308,467	7,421	36,591	204,422	60,033
강원	120,769	27,712	19,090	52,532	21,435
0-14	21,928	16,733	3,189	83	1,923
15-64	46,233	10,344	11,678	10,566	13,645
65+	52,608	635	4,223	41,883	5,867
충북	119,710	31,353	19,081	47,197	22,079
0-14	26,027	20,283	3,371	94	2,279
15-64	48,132	10,524	12,329	10,468	14,811
65+	45,551	546	3,381	36,635	4,989
충남	155,190	39,696	25,114	64,994	25,386
0-14	32,470	24,816	4,442	142	3,070
15-64	61,179	14,097	15,938	13,585	17,559
65+	61,541	783	4,734	51,267	4,757
전북	136,261	25,270	20,493	70,237	20,261
0-14	22,937	15,912	4,252	101	2,672
15-64	44,599	8,533	11,826	11,360	12,880
65+	68,725	825	4,415	58,776	4,709
전남	136,603	16,164	15,750	90,911	13,778
0-14	16,066	11,113	3,067	84	1,802
15-64	34,291	4,701	8,762	12,508	8,320
65+	86,246	350	3,921	78,319	3,656
경북	204,849	40,652	26,497	110,070	27,630
0-14	31,967	24,207	4,564	169	3,027
15-64	68,952	15,452	15,623	19,477	18,400
65+	103,930	993	6,310	90,424	6,203
경남	274,266	56,172	35,860	132,387	49,847
0-14	45,208	33,669	6,167	226	5,146
15-64	105,662	21,107	23,280	27,096	34,179
65+	123,396	1,396	6,413	105,065	10,522
제주	55,986	13,175	7,684	22,071	13,056
0-14	10,211	7,680	1,310	37	1,184
15-64	22,383	5,177	4,468	4,049	8,689
65+	23,392	318	1,906	17,985	3,183

12. 시도, 가구주의 성, 연령 및 혼인상태별 가구(계속)

Households by Household Head's Sex, Age and Marital Status for Provinces(Cont'd)

단위 : 가구

[2026년]

Unit : Household

여자 Female	혼인상태별 가구 By marital status					
	계 Total	미혼 Single	유배우 Married	사별 Widowed	이혼 Divorced	
전국	4,645,624	1,243,480	773,046	1,564,071		1,065,027
0~14	921,218	703,835	122,103	2,686		92,594
15~64	2,017,173	504,816	489,018	317,610		705,729
65+	1,707,233	34,829	161,925	1,243,775		266,704
서울	1,101,280	386,615	184,961	274,733		254,971
0~14	256,403	214,153	23,531	386		18,333
15~64	499,081	162,477	116,668	51,798		168,138
65+	345,796	9,985	44,762	222,549		68,500
부산	335,560	66,481	46,033	136,987		86,059
0~14	44,533	32,337	6,004	200		5,992
15~64	136,375	30,617	28,552	24,973		52,233
65+	154,652	3,527	11,477	111,814		27,834
대구	213,523	49,009	32,843	78,986		52,685
0~14	35,658	26,858	4,718	151		3,931
15~64	93,728	20,054	21,244	17,669		34,761
65+	84,137	2,097	6,881	61,166		13,993
인천	261,022	63,347	45,077	78,957		73,641
0~14	50,862	35,369	7,747	189		7,557
15~64	121,603	26,308	28,202	19,283		47,810
65+	88,557	1,670	9,128	59,485		18,274
광주	133,863	32,174	28,314	44,509		28,866
0~14	30,583	21,999	5,255	113		3,216
15~64	56,593	9,384	18,477	9,668		19,064
65+	46,687	791	4,582	34,728		6,586
대전	159,674	48,274	31,392	40,311		39,697
0~14	40,291	30,585	6,029	113		3,564
15~64	71,854	16,504	19,916	9,307		26,127
65+	47,529	1,185	5,447	30,891		10,006
울산	92,749	16,900	13,569	38,251		24,029
0~14	13,706	9,716	2,140	45		1,805
15~64	39,906	6,485	8,341	8,953		16,127
65+	39,137	699	3,088	29,253		6,097
경기	1,149,017	330,472	222,287	285,482		310,776
0~14	246,557	182,365	36,336	585		27,271
15~64	575,112	139,670	146,301	73,055		216,086
65+	327,348	8,437	39,650	211,842		67,419
강원	120,076	27,576	18,900	52,110		21,490
0~14	21,272	16,168	3,152	78		1,874
15~64	45,161	10,713	11,323	9,878		13,247
65+	53,643	695	4,425	42,154		6,369
충북	119,452	31,251	18,979	47,028		22,194
0~14	25,300	19,693	3,312	88		2,207
15~64	47,499	10,953	12,101	9,899		14,546
65+	46,653	605	3,566	37,041		5,441
충남	155,321	40,015	25,134	64,582		25,590
0~14	31,614	24,253	4,312	129		2,920
15~64	61,140	14,895	15,848	12,952		17,445
65+	62,567	867	4,974	51,501		5,225
전북	135,023	25,142	20,299	69,347		20,235
0~14	22,480	15,417	4,291	99		2,673
15~64	43,342	8,827	11,431	10,621		12,463
65+	69,201	898	4,577	58,627		5,099
전남	134,466	15,966	15,538	89,172		13,790
0~14	15,996	10,853	3,182	88		1,873
15~64	32,673	4,733	8,334	11,668		7,938
65+	85,797	380	4,022	77,416		3,979
경북	203,312	40,464	26,269	108,968		27,611
0~14	30,818	23,274	4,460	158		2,926
15~64	67,601	16,102	15,252	18,317		17,930
65+	104,893	1,088	6,557	90,493		6,755
경남	275,046	56,516	35,756	132,612		50,162
0~14	44,993	33,201	6,304	228		5,260
15~64	103,456	21,767	22,675	25,719		33,295
65+	126,597	1,548	6,777	106,665		11,607
제주	56,240	13,278	7,695	22,036		13,231
0~14	10,152	7,594	1,330	36		1,192
15~64	22,049	5,327	4,353	3,850		8,519
65+	24,039	357	2,012	18,150		3,520

12. 시도, 가구주의 성, 연령 및 혼인상태별 가구(계속)

Households by Household Head's Sex, Age and Marital Status for Provinces(Cont'd)

단위 : 가구

Unit : Household

[2027년]

여자 Female	혼인상태별 가구 By marital status				
	계 Total	미혼 Single	유배우 Married	사별 Widowed	이혼 Divorced
전국	4,674,041	1,252,647	775,244	1,568,904	1,077,246
0~14	905,744	689,590	121,874	2,563	91,717
15~64	2,004,053	524,677	482,023	301,896	695,457
65+	1,764,244	38,380	171,347	1,264,445	290,072
서울	1,107,177	388,249	185,422	275,962	257,544
0~14	251,166	209,635	23,224	361	17,946
15~64	498,733	167,780	115,307	49,423	166,223
65+	357,278	10,834	46,891	226,178	73,375
부산	336,139	66,795	45,784	137,092	86,468
0~14	43,381	31,442	5,908	189	5,842
15~64	133,538	31,546	27,852	23,318	50,822
65+	159,220	3,807	12,024	113,585	29,804
대구	213,915	49,174	32,619	79,183	52,939
0~14	34,899	26,146	4,710	144	3,899
15~64	91,900	20,706	20,659	16,667	33,868
65+	87,116	2,322	7,250	62,372	15,172
인천	264,541	64,160	45,424	80,197	74,760
0~14	50,351	34,847	7,768	184	7,552
15~64	120,465	27,447	27,769	18,280	46,969
65+	93,725	1,866	9,887	61,733	20,239
광주	134,287	32,038	28,264	44,842	29,143
0~14	30,001	21,449	5,258	109	3,185
15~64	55,869	9,718	18,160	9,250	18,741
65+	48,417	871	4,846	35,483	7,217
대전	161,333	48,671	31,539	40,783	40,340
0~14	39,700	30,073	6,011	109	3,507
15~64	71,689	17,285	19,711	8,847	25,846
65+	49,944	1,313	5,817	31,827	10,987
울산	94,087	17,020	13,642	39,164	24,261
0~14	13,540	9,504	2,163	43	1,830
15~64	39,112	6,721	8,129	8,514	15,748
65+	41,435	795	3,350	30,607	6,683
경기	1,168,573	336,676	224,873	290,174	316,850
0~14	244,635	180,377	36,494	560	27,204
15~64	577,843	146,763	145,630	70,423	215,027
65+	346,095	9,536	42,749	219,191	74,619
강원	119,302	27,399	18,714	51,684	21,505
0~14	20,668	15,606	3,141	76	1,845
15~64	44,028	11,034	10,955	9,226	12,813
65+	54,606	759	4,618	42,382	6,847
충북	119,199	31,126	18,892	46,876	22,305
0~14	24,684	19,140	3,291	83	2,170
15~64	46,785	11,322	11,842	9,385	14,236
65+	47,730	664	3,759	37,408	5,899
충남	155,333	40,259	25,150	64,187	25,737
0~14	30,923	23,723	4,248	120	2,832
15~64	60,903	15,585	15,693	12,384	17,241
65+	63,507	951	5,209	51,683	5,664
전북	133,777	24,978	20,124	68,465	20,210
0~14	22,016	14,895	4,339	97	2,685
15~64	42,154	9,112	11,054	9,942	12,046
65+	69,607	971	4,731	58,426	5,479
전남	132,374	15,727	15,379	87,477	13,791
0~14	15,773	10,515	3,259	88	1,911
15~64	31,300	4,804	7,975	10,918	7,603
65+	85,301	408	4,145	76,471	4,277
경북	201,789	40,242	26,064	107,917	27,566
0~14	29,567	22,271	4,343	144	2,809
15~64	66,390	16,786	14,904	17,227	17,473
65+	105,832	1,185	6,817	90,546	7,284
경남	275,761	56,773	35,651	132,895	50,442
0~14	44,381	32,488	6,372	220	5,301
15~64	101,599	22,578	22,144	24,424	32,453
65+	129,781	1,707	7,135	108,251	12,688
제주	56,454	13,360	7,703	22,006	13,385
0~14	10,059	7,479	1,345	36	1,199
15~64	21,745	5,490	4,239	3,668	8,348
65+	24,650	391	2,119	18,302	3,838

12. 시도, 가구주의 성, 연령 및 혼인상태별 가구(계속)

Households by Household Head's Sex, Age and Marital Status for Provinces(Cont'd)

단위 : 가구

Unit : Household

[2028년]

여자 Female	혼인상태별 가구 By marital status				
	계 Total	미혼 Single	유배우 Married	사별 Widowed	이혼 Divorced
전국	4,699,916	1,260,653	777,164	1,574,626	1,087,473
0-14	890,184	674,695	121,827	2,473	91,189
15-64	1,991,090	543,934	474,800	287,892	684,464
65+	1,818,642	42,024	180,537	1,284,261	311,820
서울	1,111,823	389,469	185,662	277,097	259,595
0-14	246,079	205,072	22,987	343	17,677
15-64	497,883	172,709	113,802	47,301	164,071
65+	367,861	11,688	48,873	229,453	77,847
부산	336,490	67,075	45,550	137,159	86,706
0-14	42,302	30,559	5,830	183	5,730
15-64	130,912	32,446	27,168	21,866	49,432
65+	163,276	4,070	12,552	115,110	31,544
대구	214,151	49,299	32,381	79,377	53,094
0-14	34,248	25,469	4,731	139	3,909
15-64	90,069	21,282	20,065	15,775	32,947
65+	89,834	2,548	7,585	63,463	16,238
인천	267,895	64,922	45,759	81,453	75,761
0-14	49,594	34,161	7,752	178	7,503
15-64	119,613	28,689	27,386	17,371	46,167
65+	98,688	2,072	10,621	63,904	22,091
광주	134,694	31,904	28,201	45,180	29,409
0-14	29,505	20,928	5,288	105	3,184
15-64	55,103	10,025	17,816	8,874	18,388
65+	50,086	951	5,097	36,201	7,837
대전	162,901	49,039	31,668	41,284	40,910
0-14	39,291	29,625	6,053	105	3,508
15-64	71,448	17,971	19,454	8,485	25,538
65+	52,162	1,443	6,161	32,694	11,864
울산	95,335	17,087	13,697	40,093	24,458
0-14	13,263	9,217	2,165	44	1,837
15-64	38,419	6,985	7,938	8,117	15,379
65+	43,653	885	3,594	31,932	7,242
경기	1,186,940	342,504	227,343	295,008	322,085
0-14	242,452	177,998	36,692	540	27,222
15-64	579,906	153,803	144,763	67,894	213,446
65+	364,582	10,703	45,888	226,574	81,417
강원	118,591	27,190	18,531	51,318	21,552
0-14	20,065	15,037	3,132	73	1,823
15-64	43,046	11,343	10,609	8,681	12,413
65+	55,480	810	4,790	42,564	7,316
충북	119,017	31,000	18,810	46,823	22,384
0-14	24,157	18,625	3,297	80	2,155
15-64	46,021	11,640	11,557	8,922	13,902
65+	48,839	735	3,956	37,821	6,327
충남	155,501	40,496	25,189	63,931	25,885
0-14	30,430	23,258	4,252	115	2,805
15-64	60,520	16,186	15,478	11,882	16,974
65+	64,551	1,052	5,459	51,934	6,106
전북	132,648	24,795	19,975	67,688	20,190
0-14	21,400	14,301	4,339	94	2,666
15-64	41,256	9,449	10,748	9,376	11,683
65+	69,992	1,045	4,888	58,218	5,841
전남	130,390	15,456	15,236	85,902	13,796
0-14	15,366	10,098	3,272	85	1,911
15-64	30,190	4,924	7,693	10,255	7,318
65+	84,834	434	4,271	75,562	4,567
경북	200,360	39,993	25,873	107,023	27,471
0-14	28,504	21,350	4,274	136	2,744
15-64	65,121	17,358	14,519	16,277	16,967
65+	106,735	1,285	7,080	90,610	7,760
경남	276,507	56,979	35,565	133,313	50,650
0-14	43,568	31,645	6,401	217	5,305
15-64	100,104	23,466	21,669	23,309	31,660
65+	132,835	1,868	7,495	109,787	13,685
제주	56,673	13,445	7,724	21,977	13,527
0-14	9,960	7,352	1,362	36	1,210
15-64	21,479	5,658	4,135	3,507	8,179
65+	25,234	435	2,227	18,434	4,138

12. 시도, 가구주의 성, 연령 및 혼인상태별 가구(계속)

Households by Household Head's Sex, Age and Marital Status for Provinces(Cont'd)

단위 : 가구

[2029년]

Unit : Household

여자 Female	혼인상태별 가구 By marital status					
	계 Total	미혼 Single	유배우 Married	사별 Widowed	이혼 Divorced	
전국	4,723,983	1,267,933	778,922	1,581,521		1,095,607
0~14	874,120	659,164	121,775		2,392	90,789
15~64	1,978,698	562,835	467,539	275,479		672,845
65+	1,871,165	45,934	189,608	1,303,650		331,973
서울	1,115,666	390,426	185,775	278,285		261,180
0~14	241,192	200,544	22,807		329	17,512
15~64	496,687	177,281	112,171	45,494		161,741
65+	377,787	12,601	50,797	232,462		81,927
부산	336,581	67,309	45,294	137,198		86,780
0~14	41,082	29,585	5,730		175	5,592
15~64	128,817	33,399	26,551	20,699		48,168
65+	166,682	4,325	13,013	116,324		33,020
대구	214,321	49,386	32,163	79,600		53,172
0~14	33,430	24,678	4,725		137	3,890
15~64	88,462	21,916	19,510	14,987		32,049
65+	92,429	2,792	7,928	64,476		17,233
인천	271,037	65,638	46,062	82,736		76,601
0~14	48,690	33,366	7,713		173	7,438
15~64	118,830	29,972	27,018	16,513		45,327
65+	103,517	2,300	11,331	66,050		23,836
광주	135,040	31,761	28,129	45,538		29,612
0~14	29,041	20,414	5,330		101	3,196
15~64	54,344	10,306	17,464	8,560		18,014
65+	51,655	1,041	5,335	36,877		8,402
대전	164,478	49,420	31,803	41,815		41,440
0~14	38,944	29,191	6,116		105	3,532
15~64	71,236	18,656	19,192	8,170		25,218
65+	54,298	1,573	6,495	33,540		12,690
울산	96,438	17,148	13,760	40,994		24,536
0~14	12,935	8,904	2,159		40	1,832
15~64	37,771	7,260	7,759	7,744		15,008
65+	45,732	984	3,842	33,210		7,696
경기	1,204,549	348,059	229,707	300,091		326,692
0~14	239,993	175,286	36,886		523	27,298
15~64	581,432	160,792	143,777	65,525		211,388
65+	383,074	11,981	49,044	234,043		88,006
강원	117,932	26,993	18,379	51,021		21,539
0~14	19,488	14,485	3,125		71	1,807
15~64	42,139	11,632	10,282	8,201		12,024
65+	56,305	876	4,972	42,749		7,708
충북	118,867	30,880	18,729	46,854		22,404
0~14	23,675	18,137	3,310		79	2,149
15~64	45,240	11,945	11,264	8,497		13,534
65+	49,952	798	4,155	38,278		6,721
충남	155,706	40,694	25,231	63,785		25,996
0~14	29,979	22,804	4,268		110	2,797
15~64	60,046	16,731	15,241	11,405		16,669
65+	65,681	1,159	5,722	52,270		6,530
전북	131,625	24,644	19,852	67,025		20,104
0~14	20,779	13,715	4,333		92	2,639
15~64	40,445	9,805	10,460	8,858		11,322
65+	70,401	1,124	5,059	58,075		6,143
전남	128,492	15,156	15,102	84,467		13,767
0~14	14,892	9,646	3,269		80	1,897
15~64	29,215	5,039	7,441	9,682		7,053
65+	84,385	471	4,392	74,705		4,817
경북	199,151	39,768	25,713	106,315		27,355
0~14	27,525	20,484	4,219		131	2,691
15~64	63,936	17,901	14,141	15,432		16,462
65+	107,690	1,383	7,353	90,752		8,202
경남	277,228	57,131	35,478	133,840		50,779
0~14	42,649	30,726	6,410		212	5,301
15~64	98,828	24,359	21,232	22,363		30,874
65+	135,751	2,046	7,836	111,265		14,604
제주	56,872	13,520	7,745	21,957		13,650
0~14	9,826	7,199	1,375		34	1,218
15~64	21,220	5,841	4,036	3,349		7,994
65+	25,826	480	2,334	18,574		4,438

12. 시도, 가구주의 성, 연령 및 혼인상태별 가구(계속)

Households by Household Head's Sex, Age and Marital Status for Provinces(Cont'd)

단위 : 가구

[2030년]

Unit : Household

여자 Female	혼인상태별 가구 By marital status				
	계 Total	미혼 Single	유배우 Married	사별 Widowed	이혼 Divorced
전국	4,746,242	1,274,932	780,432	1,589,097	1,101,781
0~14	856,655	642,706	121,394	2,323	90,232
15~64	1,968,130	582,201	460,509	264,263	661,157
65+	1,921,457	50,025	198,529	1,322,511	350,392
서울	1,118,690	391,222	185,717	279,444	262,307
0~14	235,911	195,713	22,572	318	17,308
15~64	495,713	181,941	110,503	43,921	159,348
65+	387,066	13,568	52,642	235,205	85,651
부산	336,348	67,528	44,982	137,169	86,669
0~14	39,871	28,597	5,637	165	5,472
15~64	126,967	34,357	25,955	19,703	46,952
65+	169,510	4,574	13,390	117,301	34,245
대구	214,403	49,502	31,943	79,808	53,150
0~14	32,563	23,872	4,699	134	3,858
15~64	87,051	22,591	18,987	14,298	31,175
65+	94,789	3,039	8,257	65,376	18,117
인천	273,972	66,312	46,364	84,037	77,259
0~14	47,598	32,453	7,640	167	7,338
15~64	118,260	31,332	26,688	15,734	44,506
65+	108,114	2,527	12,036	68,136	25,415
광주	135,326	31,630	28,042	45,900	29,754
0~14	28,546	19,885	5,351	101	3,209
15~64	53,620	10,611	17,128	8,244	17,637
65+	53,160	1,134	5,563	37,555	8,908
대전	165,997	49,827	31,927	42,344	41,899
0~14	38,496	28,719	6,140	102	3,535
15~64	71,133	19,389	18,949	7,886	24,909
65+	56,368	1,719	6,838	34,356	13,455
울산	97,560	17,209	13,821	41,923	24,607
0~14	12,573	8,574	2,138	39	1,822
15~64	37,144	7,541	7,592	7,384	14,627
65+	47,843	1,094	4,091	34,500	8,158
경기	1,221,487	353,482	231,967	305,363	330,675
0~14	236,885	172,113	36,966	510	27,296
15~64	583,395	168,039	142,823	63,365	209,168
65+	401,207	13,330	52,178	241,188	94,211
강원	117,315	26,803	18,245	50,782	21,485
0~14	18,932	13,960	3,116	66	1,790
15~64	41,309	11,896	9,974	7,785	11,654
65+	57,074	947	5,155	42,931	8,041
충북	118,709	30,766	18,654	46,928	22,361
0~14	23,172	17,644	3,311	77	2,140
15~64	44,551	12,257	10,996	8,118	13,180
65+	50,986	865	4,347	38,733	7,041
충남	156,030	40,932	25,275	63,749	26,074
0~14	29,589	22,378	4,300	109	2,802
15~64	59,572	17,282	14,984	10,971	16,335
65+	66,869	1,272	5,991	52,669	6,937
전북	130,621	24,490	19,746	66,399	19,986
0~14	20,181	13,152	4,320	89	2,620
15~64	39,668	10,129	10,191	8,371	10,977
65+	70,772	1,209	5,235	57,939	6,389
전남	126,686	14,864	14,977	83,095	13,750
0~14	14,436	9,203	3,265	80	1,888
15~64	28,271	5,156	7,202	9,116	6,797
65+	83,979	505	4,510	73,899	5,065
경북	198,082	39,548	25,588	105,729	27,217
0~14	26,583	19,657	4,154	126	2,646
15~64	62,818	18,396	13,777	14,670	15,975
65+	108,681	1,495	7,657	90,933	8,596
경남	277,940	57,248	35,409	134,435	50,848
0~14	41,637	29,749	6,399	206	5,283
15~64	97,676	25,273	20,823	21,485	30,095
65+	138,627	2,226	8,187	112,744	15,470
제주	57,076	13,569	7,775	21,992	13,740
0~14	9,682	7,037	1,386	34	1,225
15~64	20,982	6,011	3,937	3,212	7,822
65+	26,412	521	2,452	18,746	4,693

13. 시도 및 가구구성별 가구

Households by Household Composition

단위 : 가구

Unit : household

[전국 Whole]

연도 Year	계 Total	1세대 One generation		2세대 Two generation				3세대이상 3 generation or more	1인 가구 One person	비친족 가구 Non relative
		부부 ^{a)}	기타 Others	부부+자녀 ^{b)}	한부모+자녀 ^{c)}	부부+부모 ^{d)}	기타 Others			
2000	14,507,010	1,786,087	274,631	6,987,478	1,136,366	138,609	550,120	1,209,636	2,261,550	162,533
2001	14,843,989	1,889,691	286,301	6,965,233	1,186,648	142,270	558,847	1,192,749	2,447,204	175,046
2002	15,170,029	1,984,159	295,829	6,945,532	1,237,884	145,411	566,292	1,175,400	2,631,509	188,013
2003	15,465,163	2,077,464	304,792	6,900,935	1,286,440	148,467	572,537	1,155,427	2,817,815	201,286
2004	15,720,436	2,171,228	312,683	6,824,735	1,331,449	151,804	577,668	1,133,241	3,003,067	214,561
2005	15,971,010	2,267,915	318,432	6,743,687	1,376,021	155,422	582,828	1,112,030	3,187,151	227,524
2006	16,158,334	2,323,818	318,310	6,808,190	1,393,515	158,905	583,828	1,113,062	3,239,440	219,266
2007	16,417,423	2,390,541	319,700	6,888,572	1,420,790	163,837	593,236	1,125,972	3,298,261	216,514
2008	16,673,162	2,459,955	320,288	6,964,661	1,447,168	168,945	602,905	1,138,379	3,357,255	213,606
2009	16,916,966	2,530,730	319,804	7,032,014	1,471,961	174,216	612,557	1,149,935	3,415,121	210,628
2010	17,152,277	2,602,624	318,634	7,091,857	1,495,223	179,623	622,287	1,160,782	3,473,415	207,832
2011	17,379,667	2,673,492	317,086	7,147,076	1,517,201	185,206	631,839	1,170,941	3,531,424	205,402
2012	17,596,139	2,743,107	315,510	7,195,253	1,537,592	190,838	641,139	1,180,293	3,589,004	203,403
2013	17,803,198	2,812,341	314,271	7,234,542	1,556,243	196,456	650,394	1,188,941	3,648,184	201,826
2014	18,001,541	2,882,025	313,581	7,263,985	1,573,222	202,047	659,698	1,196,819	3,709,503	200,661
2015	18,191,663	2,953,367	313,641	7,282,487	1,588,473	207,581	669,080	1,203,816	3,773,408	199,810
2016	18,373,604	3,027,465	314,446	7,289,563	1,601,935	213,050	678,590	1,209,885	3,839,619	199,051
2017	18,546,858	3,105,135	315,897	7,285,313	1,613,510	218,476	688,163	1,215,017	3,907,139	198,208
2018	18,711,665	3,186,950	317,596	7,270,608	1,623,187	223,785	697,806	1,219,272	3,975,276	197,185
2019	18,867,058	3,272,447	319,088	7,246,750	1,630,940	228,919	707,476	1,222,694	4,043,024	195,720
2020	19,011,815	3,360,429	320,081	7,215,406	1,636,839	233,787	717,187	1,225,322	4,109,276	193,488
2021	19,146,744	3,449,565	320,434	7,178,712	1,641,064	238,292	727,007	1,227,251	4,173,951	190,468
2022	19,273,336	3,538,564	319,947	7,138,514	1,643,785	242,376	736,999	1,228,515	4,237,673	186,963
2023	19,390,772	3,625,834	318,544	7,095,744	1,645,136	246,001	747,132	1,229,090	4,300,201	183,090
2024	19,497,903	3,710,047	316,248	7,050,942	1,645,167	249,124	757,351	1,228,852	4,361,406	178,766
2025	19,593,767	3,790,207	313,183	7,003,859	1,643,878	251,761	767,563	1,227,663	4,421,560	174,093
2026	19,676,345	3,865,359	309,375	6,953,696	1,641,207	253,956	777,566	1,225,341	4,480,529	169,316
2027	19,745,090	3,935,219	304,911	6,899,858	1,637,192	255,762	787,280	1,221,841	4,538,490	164,537
2028	19,800,362	3,999,893	299,941	6,841,463	1,631,914	257,170	796,740	1,217,141	4,596,257	159,843
2029	19,842,705	4,059,194	294,662	6,777,990	1,625,514	258,166	805,858	1,211,325	4,654,609	155,387
2030	19,871,144	4,112,353	289,282	6,709,402	1,618,055	258,797	814,489	1,204,444	4,713,083	151,239

Note : a) Married couple without child(ren) c) One parent with own child(ren)
 b) Married couple with own child(ren) d) Married couple with parents

13. 시도 및 가구구성별 가구(계속)

Households by Household Composition(Cont'd)

단위 : %

Unit : %

[전국 Whole]

연도 Year	계 Total	1세대 One generation		2세대 Two generation				3세대이상 3 generation or more	1인 가구 One person	비친족 가구 Non relative
		부부 ^{a)}	기타 Others	부부+자녀 ^{b)}	한부모+자녀 ^{c)}	부부+부모 ^{d)}	기타 Others			
2000	100.0	12.3	1.9	48.2	7.8	1.0	3.8	8.3	15.6	1.1
2001	100.0	12.7	1.9	46.9	8.0	1.0	3.8	8.0	16.5	1.2
2002	100.0	13.1	2.0	45.8	8.2	1.0	3.7	7.7	17.3	1.2
2003	100.0	13.4	2.0	44.6	8.3	1.0	3.7	7.5	18.2	1.3
2004	100.0	13.8	2.0	43.4	8.5	1.0	3.7	7.2	19.1	1.4
2005	100.0	14.2	2.0	42.2	8.6	1.0	3.6	7.0	20.0	1.4
2006	100.0	14.4	2.0	42.1	8.6	1.0	3.6	6.9	20.0	1.4
2007	100.0	14.6	1.9	42.0	8.7	1.0	3.6	6.9	20.1	1.3
2008	100.0	14.8	1.9	41.8	8.7	1.0	3.6	6.8	20.1	1.3
2009	100.0	15.0	1.9	41.6	8.7	1.0	3.6	6.8	20.2	1.2
2010	100.0	15.2	1.9	41.3	8.7	1.0	3.6	6.8	20.3	1.2
2011	100.0	15.4	1.8	41.1	8.7	1.1	3.6	6.7	20.3	1.2
2012	100.0	15.6	1.8	40.9	8.7	1.1	3.6	6.7	20.4	1.2
2013	100.0	15.8	1.8	40.6	8.7	1.1	3.7	6.7	20.5	1.1
2014	100.0	16.0	1.7	40.4	8.7	1.1	3.7	6.6	20.6	1.1
2015	100.0	16.2	1.7	40.0	8.7	1.1	3.7	6.6	20.7	1.1
2016	100.0	16.5	1.7	39.7	8.7	1.2	3.7	6.6	20.9	1.1
2017	100.0	16.7	1.7	39.3	8.7	1.2	3.7	6.6	21.1	1.1
2018	100.0	17.0	1.7	38.9	8.7	1.2	3.7	6.5	21.2	1.1
2019	100.0	17.3	1.7	38.4	8.6	1.2	3.7	6.5	21.4	1.0
2020	100.0	17.7	1.7	38.0	8.6	1.2	3.8	6.4	21.6	1.0
2021	100.0	18.0	1.7	37.5	8.6	1.2	3.8	6.4	21.8	1.0
2022	100.0	18.4	1.7	37.0	8.5	1.3	3.8	6.4	22.0	1.0
2023	100.0	18.7	1.6	36.6	8.5	1.3	3.9	6.3	22.2	0.9
2024	100.0	19.0	1.6	36.2	8.4	1.3	3.9	6.3	22.4	0.9
2025	100.0	19.3	1.6	35.7	8.4	1.3	3.9	6.3	22.6	0.9
2026	100.0	19.6	1.6	35.3	8.3	1.3	4.0	6.2	22.8	0.9
2027	100.0	19.9	1.5	34.9	8.3	1.3	4.0	6.2	23.0	0.8
2028	100.0	20.2	1.5	34.6	8.2	1.3	4.0	6.1	23.2	0.8
2029	100.0	20.5	1.5	34.2	8.2	1.3	4.1	6.1	23.5	0.8
2030	100.0	20.7	1.5	33.8	8.1	1.3	4.1	6.1	23.7	0.8

Note : a) Married couple without child(ren) c) One parent with own child(ren)
 b) Married couple with own child(ren) d) Married couple with parents

13. 시도 및 가구구성별 가구(계속)

Households by Household Composition(Cont'd)

단위 : 가구

Unit : household

[서울 Seoul]

연도 Year	계 Total	1세대 One generation		2세대 Two generation				3세대이상 3 generation or more	1인 가구 One person	비친족 가구 Non relative
		부부 ^{a)}	기타 Others	부부+자녀 ^{b)}	한부모+자녀 ^{c)}	부부+부모 ^{d)}	기타 Others			
2000	3,120,733	289,927	92,509	1,552,802	272,603	17,479	120,561	229,293	509,283	36,276
2001	3,163,253	305,336	96,501	1,532,746	281,895	17,890	121,092	226,101	543,301	38,391
2002	3,201,849	319,170	99,747	1,512,765	291,234	18,241	121,345	222,770	576,085	40,492
2003	3,245,962	334,158	103,091	1,494,074	300,865	18,668	121,839	219,845	610,707	42,715
2004	3,292,730	350,349	106,397	1,474,977	310,591	19,196	122,561	217,271	646,398	44,990
2005	3,338,744	367,182	108,930	1,455,925	320,179	19,770	123,345	214,880	681,416	47,117
2006	3,373,109	376,750	109,188	1,470,076	324,113	20,548	120,309	214,232	692,838	45,055
2007	3,426,965	388,348	109,932	1,488,382	330,330	21,263	121,327	216,795	706,092	44,496
2008	3,477,815	400,135	110,254	1,505,043	336,130	21,987	122,336	219,117	718,940	43,873
2009	3,525,393	412,067	110,106	1,519,815	341,492	22,730	123,328	221,230	731,399	43,226
2010	3,570,190	424,077	109,635	1,532,772	346,403	23,486	124,314	223,150	743,749	42,604
2011	3,612,668	435,850	108,969	1,544,517	350,950	24,261	125,259	224,901	755,909	42,052
2012	3,652,341	447,366	108,259	1,554,524	355,075	25,041	126,148	226,470	767,876	41,582
2013	3,689,266	458,722	107,640	1,562,282	358,724	25,815	127,011	227,863	780,017	41,192
2014	3,723,895	470,097	107,208	1,567,711	361,940	26,584	127,875	229,085	792,513	40,882
2015	3,756,352	481,685	107,032	1,570,622	364,717	27,344	128,745	230,117	805,458	40,632
2016	3,786,634	493,659	107,113	1,570,968	367,040	28,091	129,625	230,952	818,790	40,396
2017	3,814,832	506,181	107,412	1,568,913	368,905	28,832	130,512	231,600	832,335	40,142
2018	3,840,540	519,274	107,768	1,564,550	370,270	29,552	131,389	232,046	845,845	39,846
2019	3,863,881	532,904	108,018	1,558,346	371,161	30,247	132,264	232,320	859,163	39,458
2020	3,884,190	546,809	108,044	1,550,481	371,559	30,899	133,121	232,399	871,968	38,910
2021	3,901,620	560,763	107,799	1,541,355	371,502	31,496	133,973	232,304	884,229	38,199
2022	3,915,854	574,439	107,201	1,531,093	370,979	32,026	134,811	232,002	895,923	37,380
2023	3,926,936	587,594	106,238	1,519,927	370,043	32,484	135,634	231,502	907,033	36,481
2024	3,934,793	600,028	104,931	1,507,969	368,723	32,865	136,437	230,791	917,560	35,489
2025	3,939,436	611,601	103,333	1,495,197	367,040	33,173	137,213	229,857	927,597	34,425
2026	3,940,667	622,190	101,463	1,481,493	364,999	33,416	137,931	228,677	937,155	33,343
2027	3,938,271	631,719	99,350	1,466,692	362,604	33,600	138,575	227,236	946,233	32,262
2028	3,932,284	640,180	97,053	1,450,614	359,872	33,723	139,148	225,531	954,965	31,198
2029	3,923,326	647,633	94,671	1,433,285	356,876	33,787	139,654	223,608	963,627	30,185
2030	3,911,346	653,979	92,286	1,414,698	353,647	33,799	140,072	221,483	972,144	29,238

Note : a) Married couple without child(ren) c) One parent with own child(ren)
 b) Married couple with own child(ren) d) Married couple with parents

13. 시도 및 가구구성별 가구(계속)

Households by Household Composition(Cont'd)

단위: %
Unit: %

[서울 Seoul]

연도 Year	계 Total	1세대 One generation		2세대 Two generation				3세대이상 3 generation or more	1인 가구 One person	비친족 가구 Non relative
		부부 ^{a)}	기타 Others	부부+자녀 ^{b)}	한부모+자녀 ^{c)}	부부+부모 ^{d)}	기타 Others			
2000	100.0	9.3	3.0	49.8	8.7	0.6	3.9	7.3	16.3	1.2
2001	100.0	9.7	3.1	48.5	8.9	0.6	3.8	7.1	17.2	1.2
2002	100.0	10.0	3.1	47.2	9.1	0.6	3.8	7.0	18.0	1.3
2003	100.0	10.3	3.2	46.0	9.3	0.6	3.8	6.8	18.8	1.3
2004	100.0	10.6	3.2	44.8	9.4	0.6	3.7	6.6	19.6	1.4
2005	100.0	11.0	3.3	43.6	9.6	0.6	3.7	6.4	20.4	1.4
2006	100.0	11.2	3.2	43.6	9.6	0.6	3.6	6.4	20.5	1.3
2007	100.0	11.3	3.2	43.4	9.6	0.6	3.5	6.3	20.6	1.3
2008	100.0	11.5	3.2	43.3	9.7	0.6	3.5	6.3	20.7	1.3
2009	100.0	11.7	3.1	43.1	9.7	0.6	3.5	6.3	20.7	1.2
2010	100.0	11.9	3.1	42.9	9.7	0.7	3.5	6.3	20.8	1.2
2011	100.0	12.1	3.0	42.8	9.7	0.7	3.5	6.2	20.9	1.2
2012	100.0	12.2	3.0	42.6	9.7	0.7	3.5	6.2	21.0	1.1
2013	100.0	12.4	2.9	42.3	9.7	0.7	3.4	6.2	21.1	1.1
2014	100.0	12.6	2.9	42.1	9.7	0.7	3.4	6.2	21.3	1.1
2015	100.0	12.8	2.8	41.8	9.7	0.7	3.4	6.1	21.4	1.1
2016	100.0	13.0	2.8	41.5	9.7	0.7	3.4	6.1	21.6	1.1
2017	100.0	13.3	2.8	41.1	9.7	0.8	3.4	6.1	21.8	1.1
2018	100.0	13.5	2.8	40.7	9.6	0.8	3.4	6.0	22.0	1.0
2019	100.0	13.8	2.8	40.3	9.6	0.8	3.4	6.0	22.2	1.0
2020	100.0	14.1	2.8	39.9	9.6	0.8	3.4	6.0	22.4	1.0
2021	100.0	14.4	2.8	39.5	9.5	0.8	3.4	6.0	22.7	1.0
2022	100.0	14.7	2.7	39.1	9.5	0.8	3.4	5.9	22.9	1.0
2023	100.0	15.0	2.7	38.7	9.4	0.8	3.5	5.9	23.1	0.9
2024	100.0	15.2	2.7	38.3	9.4	0.8	3.5	5.9	23.3	0.9
2025	100.0	15.5	2.6	38.0	9.3	0.8	3.5	5.8	23.5	0.9
2026	100.0	15.8	2.6	37.6	9.3	0.8	3.5	5.8	23.8	0.8
2027	100.0	16.0	2.5	37.2	9.2	0.9	3.5	5.8	24.0	0.8
2028	100.0	16.3	2.5	36.9	9.2	0.9	3.5	5.7	24.3	0.8
2029	100.0	16.5	2.4	36.5	9.1	0.9	3.6	5.7	24.6	0.8
2030	100.0	16.7	2.4	36.2	9.0	0.9	3.6	5.7	24.9	0.7

Note : a) Married couple without child(ren) c) One parent with own child(ren)
b) Married couple with own child(ren) d) Married couple with parents

13. 시도 및 가구구성별 가구(계속)

Households by Household Composition(Cont'd)

단위 : 가구

Unit : household

[부산 Busan]

연도 Year	계 Total	1세대 One generation		2세대 Two generation				3세대이상 3 generation or more	1인 가구 One person	비친족 가구 Non relative
		부부 ^{a)}	기타 Others	부부+자녀 ^{b)}	한부모+자녀 ^{c)}	부부+부모 ^{d)}	기타 Others			
2000	1,134,789	116,200	15,708	587,272	112,946	7,073	37,869	93,689	156,670	7,362
2001	1,151,623	124,124	16,385	578,168	117,034	7,340	38,274	92,088	170,302	7,908
2002	1,161,126	130,863	16,843	565,688	120,484	7,546	38,376	89,938	182,969	8,419
2003	1,167,417	137,508	17,234	551,092	123,426	7,748	38,373	87,550	195,566	8,920
2004	1,174,981	144,676	17,611	536,467	126,339	7,991	38,446	85,337	208,679	9,435
2005	1,184,449	152,374	17,888	522,618	129,329	8,267	38,594	83,357	222,084	9,938
2006	1,187,365	155,112	17,772	522,463	129,843	8,381	38,467	82,458	223,881	8,988
2007	1,197,393	158,843	17,762	523,921	131,425	8,615	38,762	82,771	226,531	8,763
2008	1,207,046	162,711	17,700	525,042	132,910	8,856	39,078	83,045	229,164	8,540
2009	1,215,702	166,628	17,573	525,508	134,233	9,102	39,395	83,256	231,687	8,320
2010	1,223,884	170,614	17,405	525,547	135,429	9,357	39,726	83,433	234,257	8,116
2011	1,231,611	174,526	17,220	525,350	136,517	9,619	40,053	83,574	236,819	7,933
2012	1,238,750	178,364	17,034	524,786	137,482	9,885	40,373	83,676	239,378	7,772
2013	1,245,206	182,152	16,868	523,666	138,288	10,149	40,693	83,735	242,022	7,633
2014	1,250,929	185,931	16,732	521,890	138,932	10,409	41,014	83,736	244,773	7,512
2015	1,255,879	189,766	16,635	519,368	139,403	10,664	41,335	83,667	247,637	7,404
2016	1,260,154	193,737	16,577	516,111	139,707	10,912	41,661	83,533	250,613	7,303
2017	1,263,606	197,878	16,550	512,080	139,825	11,156	41,986	83,327	253,604	7,200
2018	1,266,399	202,241	16,533	507,395	139,775	11,393	42,313	83,061	256,596	7,092
2019	1,268,247	206,757	16,499	502,043	139,530	11,616	42,627	82,726	259,479	6,970
2020	1,269,291	211,379	16,437	496,206	139,124	11,823	42,940	82,337	262,222	6,823
2021	1,269,606	216,024	16,338	490,028	138,576	12,011	43,254	81,905	264,819	6,651
2022	1,269,319	220,607	16,195	483,649	137,905	12,175	43,570	81,431	267,321	6,466
2023	1,268,371	225,026	16,003	477,126	137,124	12,314	43,887	80,913	269,707	6,271
2024	1,266,662	229,194	15,767	470,472	136,235	12,425	44,198	80,347	271,959	6,065
2025	1,264,126	233,048	15,494	463,676	135,237	12,510	44,499	79,720	274,092	5,850
2026	1,260,711	236,547	15,186	456,717	134,133	12,571	44,779	79,025	276,118	5,635
2027	1,256,288	239,653	14,847	449,531	132,918	12,611	45,032	78,256	278,016	5,424
2028	1,251,045	242,399	14,489	442,138	131,617	12,629	45,265	77,420	279,869	5,219
2029	1,245,048	244,786	14,120	434,517	130,243	12,627	45,476	76,528	281,725	5,026
2030	1,238,031	246,729	13,751	426,597	128,780	12,604	45,648	75,567	283,510	4,845

Note : a) Married couple without child(ren) c) One parent with own child(ren)
 b) Married couple with own child(ren) d) Married couple with parents

13. 시도 및 가구구성별 가구(계속)

Households by Household Composition(Cont'd)

단위: %

Unit: %

[부산 Busan]

연도 Year	계 Total	1세대 One generation		2세대 Two generation				3세대이상 3 generation or more	1인 가구 One person	비친족 가구 Non relative
		부부 ^{a)}	기타 Others	부부+자녀 ^{b)}	한부모+자녀 ^{c)}	부부+부모 ^{d)}	기타 Others			
2000	100.0	10.2	1.4	51.8	10.0	0.6	3.3	8.3	13.8	0.6
2001	100.0	10.8	1.4	50.2	10.2	0.6	3.3	8.0	14.8	0.7
2002	100.0	11.3	1.5	48.7	10.4	0.6	3.3	7.7	15.8	0.7
2003	100.0	11.8	1.5	47.2	10.6	0.7	3.3	7.5	16.8	0.8
2004	100.0	12.3	1.5	45.7	10.8	0.7	3.3	7.3	17.8	0.8
2005	100.0	12.9	1.5	44.1	10.9	0.7	3.3	7.0	18.7	0.8
2006	100.0	13.1	1.5	44.0	10.9	0.7	3.2	6.9	18.9	0.8
2007	100.0	13.3	1.5	43.8	11.0	0.7	3.2	6.9	18.9	0.7
2008	100.0	13.5	1.5	43.5	11.0	0.7	3.2	6.9	19.0	0.7
2009	100.0	13.7	1.4	43.2	11.0	0.7	3.2	6.8	19.1	0.7
2010	100.0	13.9	1.4	42.9	11.1	0.8	3.2	6.8	19.1	0.7
2011	100.0	14.2	1.4	42.7	11.1	0.8	3.3	6.8	19.2	0.6
2012	100.0	14.4	1.4	42.4	11.1	0.8	3.3	6.8	19.3	0.6
2013	100.0	14.6	1.4	42.1	11.1	0.8	3.3	6.7	19.4	0.6
2014	100.0	14.9	1.3	41.7	11.1	0.8	3.3	6.7	19.6	0.6
2015	100.0	15.1	1.3	41.4	11.1	0.8	3.3	6.7	19.7	0.6
2016	100.0	15.4	1.3	41.0	11.1	0.9	3.3	6.6	19.9	0.6
2017	100.0	15.7	1.3	40.5	11.1	0.9	3.3	6.6	20.1	0.6
2018	100.0	16.0	1.3	40.1	11.0	0.9	3.3	6.6	20.3	0.6
2019	100.0	16.3	1.3	39.6	11.0	0.9	3.4	6.5	20.5	0.5
2020	100.0	16.7	1.3	39.1	11.0	0.9	3.4	6.5	20.7	0.5
2021	100.0	17.0	1.3	38.6	10.9	0.9	3.4	6.5	20.9	0.5
2022	100.0	17.4	1.3	38.1	10.9	1.0	3.4	6.4	21.1	0.5
2023	100.0	17.7	1.3	37.6	10.8	1.0	3.5	6.4	21.3	0.5
2024	100.0	18.1	1.2	37.1	10.8	1.0	3.5	6.3	21.5	0.5
2025	100.0	18.4	1.2	36.7	10.7	1.0	3.5	6.3	21.7	0.5
2026	100.0	18.8	1.2	36.2	10.6	1.0	3.6	6.3	21.9	0.4
2027	100.0	19.1	1.2	35.8	10.6	1.0	3.6	6.2	22.1	0.4
2028	100.0	19.4	1.2	35.3	10.5	1.0	3.6	6.2	22.4	0.4
2029	100.0	19.7	1.1	34.9	10.5	1.0	3.7	6.1	22.6	0.4
2030	100.0	19.9	1.1	34.5	10.4	1.0	3.7	6.1	22.9	0.4

Note : a) Married couple without child(ren) c) One parent with own child(ren)
 b) Married couple with own child(ren) d) Married couple with parents

13. 시도 및 가구구성별 가구(계속)

Households by Household Composition(Cont'd)

단위 : 가구

Unit : household

[대구 Daegu]

연도 Year	계 Total	1세대 One generation		2세대 Two generation				3세대이상 3 generation or more	1인 가구 One person	비친족 가구 Non relative
		부부 ^{a)}	기타 Others	부부+자녀 ^{b)}	한부모+자녀 ^{c)}	부부+부모 ^{d)}	기타 Others			
2000	771,067	77,615	16,120	396,284	70,188	5,076	26,833	62,795	109,874	6,282
2001	784,869	82,207	16,195	394,514	73,020	5,230	26,813	62,032	118,202	6,656
2002	793,137	85,921	16,029	390,313	75,459	5,334	26,570	60,866	125,658	6,987
2003	801,847	89,849	15,846	385,970	77,893	5,454	26,354	59,747	133,406	7,328
2004	806,723	93,577	15,559	379,378	79,912	5,569	26,045	58,403	140,648	7,632
2005	809,612	97,225	15,125	371,903	81,705	5,684	25,700	57,004	147,378	7,888
2006	811,981	98,908	14,590	372,492	82,046	5,759	25,922	56,457	148,513	7,294
2007	818,012	101,120	14,176	373,943	82,981	5,912	26,089	56,640	150,056	7,095
2008	823,882	103,422	13,758	375,201	83,860	6,070	26,267	56,805	151,601	6,898
2009	829,104	105,751	13,324	376,013	84,638	6,231	26,444	56,925	153,072	6,706
2010	833,947	108,108	12,890	376,497	85,329	6,396	26,624	57,014	154,561	6,528
2011	838,796	110,452	12,474	376,942	85,984	6,569	26,809	57,103	156,094	6,369
2012	843,148	112,728	12,084	377,070	86,549	6,743	26,984	57,152	157,608	6,230
2013	847,188	114,987	11,736	376,868	87,029	6,916	27,162	57,182	159,199	6,109
2014	850,847	117,251	11,429	376,256	87,420	7,088	27,344	57,176	160,879	6,004
2015	854,129	119,564	11,170	375,193	87,716	7,257	27,530	57,132	162,656	5,911
2016	857,037	121,971	10,953	373,665	87,916	7,422	27,722	57,046	164,518	5,824
2017	859,573	124,506	10,771	371,693	88,017	7,586	27,917	56,919	166,426	5,738
2018	861,848	127,205	10,609	369,360	88,030	7,744	28,118	56,761	168,372	5,649
2019	863,680	130,027	10,447	366,654	87,942	7,897	28,321	56,565	170,276	5,551
2020	864,973	132,916	10,273	363,614	87,752	8,039	28,523	56,331	172,093	5,432
2021	865,919	135,840	10,086	360,391	87,488	8,168	28,731	56,074	173,845	5,296
2022	866,464	138,727	9,877	357,016	87,146	8,282	28,945	55,789	175,534	5,148
2023	866,726	141,537	9,651	353,583	86,751	8,381	29,165	55,486	177,177	4,995
2024	866,591	144,211	9,403	350,076	86,298	8,461	29,389	55,152	178,769	4,832
2025	866,050	146,717	9,144	346,497	85,791	8,526	29,613	54,787	180,311	4,664
2026	864,976	149,014	8,871	342,789	85,223	8,575	29,828	54,378	181,802	4,496
2027	863,324	151,086	8,590	338,923	84,594	8,611	30,030	53,925	183,234	4,331
2028	861,045	152,925	8,303	334,847	83,902	8,633	30,220	53,420	184,624	4,171
2029	858,399	154,568	8,019	330,632	83,177	8,641	30,399	52,884	186,059	4,020
2030	855,157	155,955	7,743	326,202	82,403	8,636	30,556	52,305	187,477	3,880

Note : a) Married couple without child(ren) c) One parent with own child(ren)
 b) Married couple with own child(ren) d) Married couple with parents

13. 시도 및 가구구성별 가구(계속)

Households by Household Composition(Cont'd)

단위: %
Unit: %

[대구 Daegu]

연도 Year	계 Total	1세대 One generation		2세대 Two generation				3세대이상 3 generation or more	1인 가구 One person	비친족 가구 Non relative
		부부 ^{a)}	기타 Others	부부+자녀 ^{b)}	한부모+자녀 ^{c)}	부부+부모 ^{d)}	기타 Others			
2000	100.0	10.1	2.1	51.4	9.1	0.7	3.5	8.1	14.2	0.8
2001	100.0	10.5	2.1	50.3	9.3	0.7	3.4	7.9	15.1	0.8
2002	100.0	10.8	2.0	49.2	9.5	0.7	3.3	7.7	15.8	0.9
2003	100.0	11.2	2.0	48.1	9.7	0.7	3.3	7.5	16.6	0.9
2004	100.0	11.6	1.9	47.0	9.9	0.7	3.2	7.2	17.4	0.9
2005	100.0	12.0	1.9	45.9	10.1	0.7	3.2	7.0	18.2	1.0
2006	100.0	12.2	1.8	45.9	10.1	0.7	3.2	7.0	18.3	0.9
2007	100.0	12.4	1.7	45.7	10.1	0.7	3.2	6.9	18.3	0.9
2008	100.0	12.6	1.7	45.5	10.2	0.7	3.2	6.9	18.4	0.8
2009	100.0	12.8	1.6	45.4	10.2	0.8	3.2	6.9	18.5	0.8
2010	100.0	13.0	1.5	45.1	10.2	0.8	3.2	6.8	18.5	0.8
2011	100.0	13.2	1.5	44.9	10.3	0.8	3.2	6.8	18.6	0.8
2012	100.0	13.4	1.4	44.7	10.3	0.8	3.2	6.8	18.7	0.7
2013	100.0	13.6	1.4	44.5	10.3	0.8	3.2	6.7	18.8	0.7
2014	100.0	13.8	1.3	44.2	10.3	0.8	3.2	6.7	18.9	0.7
2015	100.0	14.0	1.3	43.9	10.3	0.8	3.2	6.7	19.0	0.7
2016	100.0	14.2	1.3	43.6	10.3	0.9	3.2	6.7	19.2	0.7
2017	100.0	14.5	1.3	43.2	10.2	0.9	3.2	6.6	19.4	0.7
2018	100.0	14.8	1.2	42.9	10.2	0.9	3.3	6.6	19.5	0.7
2019	100.0	15.1	1.2	42.5	10.2	0.9	3.3	6.5	19.7	0.6
2020	100.0	15.4	1.2	42.0	10.1	0.9	3.3	6.5	19.9	0.6
2021	100.0	15.7	1.2	41.6	10.1	0.9	3.3	6.5	20.1	0.6
2022	100.0	16.0	1.1	41.2	10.1	1.0	3.3	6.4	20.3	0.6
2023	100.0	16.3	1.1	40.8	10.0	1.0	3.4	6.4	20.4	0.6
2024	100.0	16.6	1.1	40.4	10.0	1.0	3.4	6.4	20.6	0.6
2025	100.0	16.9	1.1	40.0	9.9	1.0	3.4	6.3	20.8	0.5
2026	100.0	17.2	1.0	39.6	9.9	1.0	3.4	6.3	21.0	0.5
2027	100.0	17.5	1.0	39.3	9.8	1.0	3.5	6.2	21.2	0.5
2028	100.0	17.8	1.0	38.9	9.7	1.0	3.5	6.2	21.4	0.5
2029	100.0	18.0	0.9	38.5	9.7	1.0	3.5	6.2	21.7	0.5
2030	100.0	18.2	0.9	38.1	9.6	1.0	3.6	6.1	21.9	0.5

Note : a) Married couple without child(ren) c) One parent with own child(ren)
b) Married couple with own child(ren) d) Married couple with parents

13. 시도 및 가구구성별 가구(계속)

Households by Household Composition(Cont'd)

단위 : 가구

Unit : household

[인천 Incheon]

연도 Year	계 Total	1세대 One generation		2세대 Two generation				3세대이상 3 generation or more	1인 가구 One person	비친족 가구 Non relative
		부부 ^{a)}	기타 Others	부부+자녀 ^{b)}	한부모+자녀 ^{c)}	부부+부모 ^{d)}	기타 Others			
2000	760,610	73,402	12,402	409,281	62,730	5,056	28,587	64,051	99,123	5,978
2001	776,166	77,722	13,156	406,599	66,576	5,223	29,185	63,491	107,661	6,553
2002	794,337	82,013	13,889	405,290	70,881	5,397	29,847	63,140	116,691	7,189
2003	806,640	85,847	14,523	400,345	74,739	5,544	30,293	62,299	125,238	7,812
2004	816,759	89,645	15,111	393,707	78,450	5,698	30,687	61,327	133,690	8,444
2005	830,613	93,993	15,683	388,628	82,600	5,893	31,243	60,687	142,771	9,115
2006	844,822	96,982	15,954	395,163	84,347	6,056	30,914	60,982	146,168	8,256
2007	862,816	100,346	16,267	401,934	86,556	6,292	31,469	62,055	149,721	8,176
2008	880,767	103,848	16,529	408,551	88,738	6,535	32,052	63,109	153,315	8,090
2009	898,054	107,415	16,725	414,687	90,831	6,786	32,639	64,109	156,862	8,000
2010	915,045	111,061	16,878	420,504	92,853	7,045	33,243	65,080	160,465	7,916
2011	931,645	114,681	16,998	426,071	94,808	7,313	33,847	66,014	164,066	7,847
2012	947,811	118,280	17,111	431,313	96,684	7,586	34,447	66,910	167,687	7,793
2013	963,567	121,887	17,231	436,128	98,468	7,860	35,054	67,772	171,411	7,756
2014	979,056	125,555	17,375	440,521	100,171	8,137	35,675	68,603	175,283	7,736
2015	994,274	129,333	17,553	444,426	101,787	8,415	36,312	69,393	179,327	7,728
2016	1,009,152	133,263	17,768	447,786	103,303	8,693	36,965	70,137	183,513	7,724
2017	1,023,647	137,383	18,014	450,591	104,708	8,971	37,629	70,829	187,805	7,717
2018	1,037,781	141,722	18,272	452,887	106,001	9,249	38,306	71,476	192,165	7,703
2019	1,051,571	146,275	18,519	454,753	107,188	9,522	38,995	72,082	196,565	7,672
2020	1,064,973	150,993	18,740	456,262	108,273	9,788	39,699	72,654	200,953	7,611
2021	1,077,976	155,814	18,925	457,487	109,260	10,041	40,418	73,192	205,319	7,520
2022	1,090,555	160,661	19,061	458,486	110,150	10,279	41,151	73,687	209,671	7,409
2023	1,102,643	165,458	19,142	459,286	110,948	10,498	41,896	74,140	213,993	7,282
2024	1,114,152	170,141	19,169	459,893	111,655	10,698	42,649	74,541	218,271	7,135
2025	1,124,941	174,649	19,143	460,254	112,261	10,875	43,402	74,875	222,510	6,972
2026	1,134,912	178,939	19,067	460,327	112,764	11,034	44,143	75,135	226,699	6,804
2027	1,143,952	182,981	18,946	460,050	113,156	11,174	44,867	75,310	230,836	6,632
2028	1,152,032	186,764	18,789	459,368	113,442	11,296	45,575	75,395	234,941	6,462
2029	1,159,154	190,275	18,602	458,243	113,624	11,396	46,259	75,396	239,060	6,299
2030	1,165,200	193,463	18,397	456,640	113,704	11,478	46,913	75,311	243,147	6,147

Note : a) Married couple without child(ren) c) One parent with own child(ren)
 b) Married couple with own child(ren) d) Married couple with parents

13. 시도 및 가구구성별 가구(계속)

Households by Household Composition(Cont'd)

단위: %
Unit: %

[인천 Incheon]

연도 Year	계 Total	1세대 One generation		2세대 Two generation				3세대이상 3 generation or more	1인 가구 One person	비친족 가구 Non relative
		부부 ^{a)}	기타 Others	부부+자녀 ^{b)}	한부모+자녀 ^{c)}	부부+부모 ^{d)}	기타 Others			
2000	100.0	9.7	1.6	53.8	8.2	0.7	3.8	8.4	13.0	0.8
2001	100.0	10.0	1.7	52.4	8.6	0.7	3.8	8.2	13.9	0.8
2002	100.0	10.3	1.7	51.0	8.9	0.7	3.8	7.9	14.7	0.9
2003	100.0	10.6	1.8	49.6	9.3	0.7	3.8	7.7	15.5	1.0
2004	100.0	11.0	1.9	48.2	9.6	0.7	3.8	7.5	16.4	1.0
2005	100.0	11.3	1.9	46.8	9.9	0.7	3.8	7.3	17.2	1.1
2006	100.0	11.5	1.9	46.8	10.0	0.7	3.7	7.2	17.3	1.0
2007	100.0	11.6	1.9	46.6	10.0	0.7	3.6	7.2	17.4	0.9
2008	100.0	11.8	1.9	46.4	10.1	0.7	3.6	7.2	17.4	0.9
2009	100.0	12.0	1.9	46.2	10.1	0.8	3.6	7.1	17.5	0.9
2010	100.0	12.1	1.8	46.0	10.1	0.8	3.6	7.1	17.5	0.9
2011	100.0	12.3	1.8	45.7	10.2	0.8	3.6	7.1	17.6	0.8
2012	100.0	12.5	1.8	45.5	10.2	0.8	3.6	7.1	17.7	0.8
2013	100.0	12.6	1.8	45.3	10.2	0.8	3.6	7.0	17.8	0.8
2014	100.0	12.8	1.8	45.0	10.2	0.8	3.6	7.0	17.9	0.8
2015	100.0	13.0	1.8	44.7	10.2	0.8	3.7	7.0	18.0	0.8
2016	100.0	13.2	1.8	44.4	10.2	0.9	3.7	7.0	18.2	0.8
2017	100.0	13.4	1.8	44.0	10.2	0.9	3.7	6.9	18.3	0.8
2018	100.0	13.7	1.8	43.6	10.2	0.9	3.7	6.9	18.5	0.7
2019	100.0	13.9	1.8	43.2	10.2	0.9	3.7	6.9	18.7	0.7
2020	100.0	14.2	1.8	42.8	10.2	0.9	3.7	6.8	18.9	0.7
2021	100.0	14.5	1.8	42.4	10.1	0.9	3.7	6.8	19.0	0.7
2022	100.0	14.7	1.7	42.0	10.1	0.9	3.8	6.8	19.2	0.7
2023	100.0	15.0	1.7	41.7	10.1	1.0	3.8	6.7	19.4	0.7
2024	100.0	15.3	1.7	41.3	10.0	1.0	3.8	6.7	19.6	0.6
2025	100.0	15.5	1.7	40.9	10.0	1.0	3.9	6.7	19.8	0.6
2026	100.0	15.8	1.7	40.6	9.9	1.0	3.9	6.6	20.0	0.6
2027	100.0	16.0	1.7	40.2	9.9	1.0	3.9	6.6	20.2	0.6
2028	100.0	16.2	1.6	39.9	9.8	1.0	4.0	6.5	20.4	0.6
2029	100.0	16.4	1.6	39.5	9.8	1.0	4.0	6.5	20.6	0.5
2030	100.0	16.6	1.6	39.2	9.8	1.0	4.0	6.5	20.9	0.5

Note : a) Married couple without child(ren) c) One parent with own child(ren)
b) Married couple with own child(ren) d) Married couple with parents

13. 시도 및 가구구성별 가구(계속)

Households by Household Composition(Cont'd)

단위 : 가구

[광주 Gwangju]

Unit : household

연도 Year	계 Total	1세대 One generation		2세대 Two generation				3세대이상 3 generation or more	1인 가구 One person	비친족 가구 Non relative
		부부 ^{a)}	기타 Others	부부+자녀 ^{b)}	한부모+자녀 ^{c)}	부부+부모 ^{d)}	기타 Others			
2000	418,812	41,426	14,445	212,347	37,240	2,380	17,068	27,921	61,891	4,094
2001	430,817	44,047	14,704	213,346	39,345	2,464	17,228	27,983	67,376	4,324
2002	440,912	46,315	14,775	213,540	41,379	2,531	17,284	27,920	72,634	4,534
2003	449,225	48,483	14,755	212,589	43,256	2,591	17,272	27,734	77,818	4,727
2004	455,671	50,569	14,638	210,481	44,960	2,651	17,210	27,448	82,819	4,895
2005	460,570	52,560	14,356	207,686	46,521	2,707	17,104	27,098	87,513	5,025
2006	466,890	54,097	14,025	210,655	47,230	2,777	17,085	26,890	89,205	4,926
2007	473,034	55,640	13,717	212,987	48,023	2,870	17,239	27,053	90,663	4,842
2008	478,976	57,230	13,394	215,161	48,774	2,966	17,395	27,199	92,102	4,755
2009	484,516	58,840	13,044	217,074	49,463	3,063	17,547	27,323	93,495	4,667
2010	489,770	60,469	12,683	218,761	50,096	3,162	17,699	27,431	94,885	4,584
2011	494,948	62,089	12,332	220,376	50,698	3,264	17,851	27,531	96,295	4,512
2012	499,851	63,683	12,003	221,789	51,250	3,367	17,997	27,617	97,695	4,450
2013	504,519	65,270	11,707	222,954	51,747	3,470	18,143	27,688	99,141	4,399
2014	508,892	66,860	11,453	223,811	52,182	3,571	18,287	27,741	100,630	4,357
2015	512,970	68,478	11,242	224,331	52,554	3,671	18,431	27,768	102,174	4,321
2016	516,830	70,160	11,073	224,538	52,868	3,769	18,576	27,777	103,780	4,289
2017	520,478	71,928	10,938	224,453	53,124	3,866	18,724	27,767	105,423	4,255
2018	523,856	73,785	10,821	224,078	53,314	3,961	18,873	27,737	107,069	4,218
2019	526,882	75,714	10,698	223,428	53,433	4,052	19,018	27,685	108,683	4,171
2020	529,582	77,693	10,560	222,567	53,489	4,138	19,165	27,615	110,247	4,108
2021	532,022	79,698	10,403	221,567	53,492	4,217	19,316	27,530	111,770	4,029
2022	534,245	81,697	10,223	220,476	53,451	4,287	19,474	27,434	113,262	3,941
2023	536,201	83,649	10,016	219,301	53,366	4,349	19,636	27,323	114,716	3,845
2024	537,941	85,536	9,787	218,079	53,247	4,403	19,805	27,200	116,142	3,742
2025	539,361	87,324	9,540	216,766	53,086	4,446	19,974	27,058	117,535	3,632
2026	540,514	89,008	9,277	215,381	52,892	4,482	20,140	26,901	118,912	3,521
2027	541,384	90,581	9,002	213,908	52,667	4,512	20,302	26,723	120,278	3,411
2028	541,989	92,046	8,720	212,330	52,412	4,534	20,459	26,530	121,653	3,305
2029	542,286	93,390	8,439	210,605	52,127	4,549	20,606	26,318	123,048	3,204
2030	542,288	94,602	8,167	208,744	51,818	4,557	20,741	26,089	124,460	3,110

Note : a) Married couple without child(ren) c) One parent with own child(ren)
 b) Married couple with own child(ren) d) Married couple with parents

13. 시도 및 가구구성별 가구(계속)

Households by Household Composition(Cont'd)

단위 : %
Unit : %

[광주 Gwangju]

연도 Year	계 Total	1세대 One generation		2세대 Two generation				3세대이상 3 generation or more	1인 가구 One person	비친족 가구 Non relative
		부부 ^{a)}	기타 Others	부부+자녀 ^{b)}	한부모+자녀 ^{c)}	부부+부모 ^{d)}	기타 Others			
2000	100.0	9.9	3.4	50.7	8.9	0.6	4.1	6.7	14.8	1.0
2001	100.0	10.2	3.4	49.5	9.1	0.6	4.0	6.5	15.6	1.0
2002	100.0	10.5	3.4	48.4	9.4	0.6	3.9	6.3	16.5	1.0
2003	100.0	10.8	3.3	47.3	9.6	0.6	3.8	6.2	17.3	1.1
2004	100.0	11.1	3.2	46.2	9.9	0.6	3.8	6.0	18.2	1.1
2005	100.0	11.4	3.1	45.1	10.1	0.6	3.7	5.9	19.0	1.1
2006	100.0	11.6	3.0	45.1	10.1	0.6	3.7	5.8	19.1	1.1
2007	100.0	11.8	2.9	45.0	10.2	0.6	3.6	5.7	19.2	1.0
2008	100.0	11.9	2.8	44.9	10.2	0.6	3.6	5.7	19.2	1.0
2009	100.0	12.1	2.7	44.8	10.2	0.6	3.6	5.6	19.3	1.0
2010	100.0	12.3	2.6	44.7	10.2	0.6	3.6	5.6	19.4	0.9
2011	100.0	12.5	2.5	44.5	10.2	0.7	3.6	5.6	19.5	0.9
2012	100.0	12.7	2.4	44.4	10.3	0.7	3.6	5.5	19.5	0.9
2013	100.0	12.9	2.3	44.2	10.3	0.7	3.6	5.5	19.7	0.9
2014	100.0	13.1	2.3	44.0	10.3	0.7	3.6	5.5	19.8	0.9
2015	100.0	13.3	2.2	43.7	10.2	0.7	3.6	5.4	19.9	0.8
2016	100.0	13.6	2.1	43.4	10.2	0.7	3.6	5.4	20.1	0.8
2017	100.0	13.8	2.1	43.1	10.2	0.7	3.6	5.3	20.3	0.8
2018	100.0	14.1	2.1	42.8	10.2	0.8	3.6	5.3	20.4	0.8
2019	100.0	14.4	2.0	42.4	10.1	0.8	3.6	5.3	20.6	0.8
2020	100.0	14.7	2.0	42.0	10.1	0.8	3.6	5.2	20.8	0.8
2021	100.0	15.0	2.0	41.6	10.1	0.8	3.6	5.2	21.0	0.8
2022	100.0	15.3	1.9	41.3	10.0	0.8	3.6	5.1	21.2	0.7
2023	100.0	15.6	1.9	40.9	10.0	0.8	3.7	5.1	21.4	0.7
2024	100.0	15.9	1.8	40.5	9.9	0.8	3.7	5.1	21.6	0.7
2025	100.0	16.2	1.8	40.2	9.8	0.8	3.7	5.0	21.8	0.7
2026	100.0	16.5	1.7	39.8	9.8	0.8	3.7	5.0	22.0	0.7
2027	100.0	16.7	1.7	39.5	9.7	0.8	3.8	4.9	22.2	0.6
2028	100.0	17.0	1.6	39.2	9.7	0.8	3.8	4.9	22.4	0.6
2029	100.0	17.2	1.6	38.8	9.6	0.8	3.8	4.9	22.7	0.6
2030	100.0	17.4	1.5	38.5	9.6	0.8	3.8	4.8	23.0	0.6

Note : a) Married couple without child(ren) c) One parent with own child(ren)
b) Married couple with own child(ren) d) Married couple with parents

13. 시도 및 가구구성별 가구(계속)

Households by Household Composition(Cont'd)

단위 : 가구

Unit : household

[대전 Daejeon]

연도 Year	계 Total	1세대 One generation		2세대 Two generation				3세대이상 3 generation or more	1인 가구 One person	비친족 가구 Non relative
		부부 ^{a)}	기타 Others	부부+자녀 ^{b)}	한부모+자녀 ^{c)}	부부+부모 ^{d)}	기타 Others			
2000	418,123	40,403	10,123	211,404	34,911	2,592	15,072	33,624	63,576	6,418
2001	438,789	43,975	10,721	215,617	37,681	2,761	15,595	34,213	71,402	6,824
2002	451,255	46,606	11,035	215,681	39,862	2,873	15,789	34,120	78,194	7,095
2003	464,566	49,429	11,348	215,697	42,132	2,996	16,002	34,052	85,540	7,370
2004	473,374	51,908	11,524	213,189	44,000	3,103	16,064	33,651	92,376	7,559
2005	482,440	54,502	11,608	210,703	45,898	3,219	16,136	33,281	99,383	7,710
2006	490,799	56,210	11,546	213,964	46,789	3,305	16,188	33,425	101,719	7,653
2007	500,170	58,076	11,518	217,309	47,888	3,428	16,440	33,916	104,066	7,529
2008	509,433	60,011	11,464	220,529	48,960	3,555	16,700	34,392	106,418	7,404
2009	518,398	61,991	11,372	223,519	49,987	3,685	16,960	34,845	108,760	7,279
2010	527,151	64,009	11,259	226,300	50,970	3,819	17,223	35,279	111,129	7,163
2011	535,818	66,027	11,138	228,989	51,925	3,959	17,485	35,702	113,529	7,064
2012	544,257	68,034	11,023	231,484	52,839	4,101	17,745	36,106	115,943	6,982
2013	552,544	70,054	10,927	233,743	53,707	4,246	18,008	36,496	118,445	6,918
2014	560,721	72,113	10,858	235,743	54,533	4,391	18,276	36,874	121,063	6,870
2015	568,793	74,240	10,824	237,450	55,316	4,538	18,553	37,230	123,806	6,836
2016	576,698	76,457	10,822	238,828	56,046	4,684	18,833	37,564	126,658	6,806
2017	584,351	78,778	10,845	239,857	56,711	4,830	19,118	37,866	129,572	6,774
2018	591,737	81,215	10,880	240,559	57,310	4,974	19,404	38,138	132,521	6,736
2019	598,751	83,747	10,904	240,946	57,833	5,115	19,688	38,377	135,458	6,683
2020	605,353	86,345	10,909	241,067	58,281	5,250	19,973	38,586	138,339	6,603
2021	611,681	88,990	10,889	241,025	58,673	5,378	20,261	38,772	141,196	6,497
2022	617,733	91,640	10,839	240,852	59,010	5,497	20,556	38,935	144,029	6,375
2023	623,434	94,246	10,755	240,550	59,290	5,605	20,852	39,071	146,825	6,240
2024	628,821	96,785	10,640	240,156	59,525	5,702	21,153	39,183	149,587	6,090
2025	633,866	99,230	10,498	239,656	59,711	5,788	21,454	39,261	152,339	5,929
2026	638,506	101,556	10,331	239,019	59,848	5,864	21,752	39,305	155,067	5,764
2027	642,751	103,758	10,142	238,237	59,940	5,933	22,044	39,313	157,783	5,601
2028	646,635	105,840	9,938	237,291	59,991	5,991	22,333	39,284	160,526	5,441
2029	650,269	107,813	9,726	236,188	60,015	6,042	22,618	39,232	163,345	5,290
2030	653,570	109,648	9,517	234,903	60,008	6,086	22,894	39,148	166,215	5,151

Note : a) Married couple without child(ren) c) One parent with own child(ren)
 b) Married couple with own child(ren) d) Married couple with parents

13. 시도 및 가구구성별 가구(계속)

Households by Household Composition(Cont'd)

단위 : %
Unit : %

[대전 Daejeon]

연도 Year	계 Total	1세대 One generation		2세대 Two generation				3세대이상 3 generation or more	1인 가구 One person	비친족 가구 Non relative
		부부 ^{a)}	기타 Others	부부+자녀 ^{b)}	한부모+자녀 ^{c)}	부부+부모 ^{d)}	기타 Others			
2000	100.0	9.7	2.4	50.6	8.3	0.6	3.6	8.0	15.2	1.5
2001	100.0	10.0	2.4	49.1	8.6	0.6	3.6	7.8	16.3	1.6
2002	100.0	10.3	2.4	47.8	8.8	0.6	3.5	7.6	17.3	1.6
2003	100.0	10.6	2.4	46.4	9.1	0.6	3.4	7.3	18.4	1.6
2004	100.0	11.0	2.4	45.0	9.3	0.7	3.4	7.1	19.5	1.6
2005	100.0	11.3	2.4	43.7	9.5	0.7	3.3	6.9	20.6	1.6
2006	100.0	11.5	2.4	43.6	9.5	0.7	3.3	6.8	20.7	1.6
2007	100.0	11.6	2.3	43.4	9.6	0.7	3.3	6.8	20.8	1.5
2008	100.0	11.8	2.3	43.3	9.6	0.7	3.3	6.8	20.9	1.5
2009	100.0	12.0	2.2	43.1	9.6	0.7	3.3	6.7	21.0	1.4
2010	100.0	12.1	2.1	42.9	9.7	0.7	3.3	6.7	21.1	1.4
2011	100.0	12.3	2.1	42.7	9.7	0.7	3.3	6.7	21.2	1.3
2012	100.0	12.5	2.0	42.5	9.7	0.8	3.3	6.6	21.3	1.3
2013	100.0	12.7	2.0	42.3	9.7	0.8	3.3	6.6	21.4	1.3
2014	100.0	12.9	1.9	42.0	9.7	0.8	3.3	6.6	21.6	1.2
2015	100.0	13.1	1.9	41.7	9.7	0.8	3.3	6.5	21.8	1.2
2016	100.0	13.3	1.9	41.4	9.7	0.8	3.3	6.5	22.0	1.2
2017	100.0	13.5	1.9	41.0	9.7	0.8	3.3	6.5	22.2	1.2
2018	100.0	13.7	1.8	40.7	9.7	0.8	3.3	6.4	22.4	1.1
2019	100.0	14.0	1.8	40.2	9.7	0.9	3.3	6.4	22.6	1.1
2020	100.0	14.3	1.8	39.8	9.6	0.9	3.3	6.4	22.9	1.1
2021	100.0	14.5	1.8	39.4	9.6	0.9	3.3	6.3	23.1	1.1
2022	100.0	14.8	1.8	39.0	9.6	0.9	3.3	6.3	23.3	1.0
2023	100.0	15.1	1.7	38.6	9.5	0.9	3.3	6.3	23.6	1.0
2024	100.0	15.4	1.7	38.2	9.5	0.9	3.4	6.2	23.8	1.0
2025	100.0	15.7	1.7	37.8	9.4	0.9	3.4	6.2	24.0	0.9
2026	100.0	15.9	1.6	37.4	9.4	0.9	3.4	6.2	24.3	0.9
2027	100.0	16.1	1.6	37.1	9.3	0.9	3.4	6.1	24.5	0.9
2028	100.0	16.4	1.5	36.7	9.3	0.9	3.5	6.1	24.8	0.8
2029	100.0	16.6	1.5	36.3	9.2	0.9	3.5	6.0	25.1	0.8
2030	100.0	16.8	1.5	35.9	9.2	0.9	3.5	6.0	25.4	0.8

Note : a) Married couple without child(ren) c) One parent with own child(ren)
b) Married couple with own child(ren) d) Married couple with parents

13. 시도 및 가구구성별 가구(계속)

Households by Household Composition(Cont'd)

단위 : 가구

Unit : household

[울산 Ulsan]

연도 Year	계 Total	1세대 One generation		2세대 Two generation				3세대이상 3 generation or more	1인 가구 One person	비친족 가구 Non relative
		부부 ^{a)}	기타 Others	부부+자녀 ^{b)}	한부모+자녀 ^{c)}	부부+부모 ^{d)}	기타 Others			
2000	312,972	30,702	3,112	183,298	21,153	1,623	7,907	18,646	43,517	3,014
2001	319,546	32,981	3,269	182,786	22,287	1,716	8,034	18,695	46,590	3,188
2002	326,584	35,250	3,411	182,578	23,519	1,812	8,170	18,776	49,701	3,367
2003	331,444	37,413	3,528	180,924	24,608	1,904	8,260	18,724	52,555	3,528
2004	337,083	39,825	3,651	179,453	25,772	2,011	8,387	18,722	55,567	3,695
2005	341,790	42,267	3,739	177,385	26,886	2,123	8,502	18,682	58,367	3,839
2006	343,105	43,572	3,701	175,701	27,254	2,174	8,610	18,558	59,500	4,035
2007	349,482	45,538	3,722	176,783	28,094	2,277	8,826	18,818	61,375	4,049
2008	355,892	47,524	3,734	177,966	28,903	2,382	9,049	19,089	63,191	4,054
2009	362,122	49,512	3,734	179,093	29,669	2,488	9,274	19,359	64,941	4,052
2010	368,147	51,493	3,726	180,129	30,388	2,596	9,499	19,625	66,642	4,049
2011	374,094	53,448	3,715	181,170	31,075	2,707	9,725	19,890	68,315	4,049
2012	379,876	55,372	3,701	182,144	31,724	2,819	9,949	20,152	69,961	4,054
2013	385,517	57,284	3,692	183,008	32,333	2,932	10,175	20,409	71,618	4,066
2014	391,061	59,210	3,691	183,750	32,907	3,045	10,403	20,663	73,307	4,085
2015	396,496	61,172	3,698	184,332	33,442	3,158	10,634	20,908	75,044	4,108
2016	401,869	63,205	3,714	184,758	33,942	3,272	10,872	21,145	76,828	4,133
2017	407,201	65,334	3,737	185,031	34,408	3,386	11,113	21,376	78,661	4,155
2018	412,490	67,575	3,768	185,158	34,838	3,501	11,360	21,602	80,514	4,174
2019	417,711	69,922	3,796	185,150	35,233	3,614	11,613	21,822	82,378	4,183
2020	422,861	72,355	3,820	185,043	35,594	3,726	11,871	22,038	84,238	4,176
2021	427,909	74,842	3,837	184,856	35,923	3,833	12,135	22,248	86,084	4,151
2022	432,860	77,350	3,845	184,617	36,220	3,935	12,405	22,451	87,923	4,114
2023	437,731	79,850	3,844	184,358	36,492	4,031	12,681	22,652	89,755	4,068
2024	442,378	82,292	3,834	184,038	36,729	4,117	12,963	22,838	91,558	4,009
2025	446,751	84,649	3,812	183,641	36,930	4,197	13,243	23,009	93,330	3,940
2026	450,750	86,886	3,780	183,126	37,089	4,268	13,521	23,157	95,058	3,865
2027	454,300	88,983	3,740	182,458	37,201	4,331	13,790	23,276	96,734	3,787
2028	457,369	90,928	3,690	181,610	37,265	4,384	14,051	23,365	98,369	3,707
2029	459,950	92,713	3,635	180,566	37,286	4,429	14,302	23,426	99,963	3,630
2030	462,104	94,334	3,579	179,361	37,269	4,466	14,542	23,461	101,535	3,557

Note : a) Married couple without child(ren) c) One parent with own child(ren)
 b) Married couple with own child(ren) d) Married couple with parents

13. 시도 및 가구구성별 가구(계속)

Households by Household Composition(Cont'd)

단위: %
Unit: %

[울산 Ulsan]

연도 Year	계 Total	1세대 One generation		2세대 Two generation				3세대이상 3 generation or more	1인 가구 One person	비친족 가구 Non relative
		부부 ^{a)}	기타 Others	부부+자녀 ^{b)}	한부모+자녀 ^{c)}	부부+부모 ^{d)}	기타 Others			
2000	100.0	9.8	1.0	58.6	6.8	0.5	2.5	6.0	13.9	1.0
2001	100.0	10.3	1.0	57.2	7.0	0.5	2.5	5.9	14.6	1.0
2002	100.0	10.8	1.0	55.9	7.2	0.6	2.5	5.7	15.2	1.0
2003	100.0	11.3	1.1	54.6	7.4	0.6	2.5	5.6	15.9	1.1
2004	100.0	11.8	1.1	53.2	7.6	0.6	2.5	5.6	16.5	1.1
2005	100.0	12.4	1.1	51.9	7.9	0.6	2.5	5.5	17.1	1.1
2006	100.0	12.7	1.1	51.2	7.9	0.6	2.5	5.4	17.3	1.2
2007	100.0	13.0	1.1	50.6	8.0	0.7	2.5	5.4	17.6	1.2
2008	100.0	13.4	1.0	50.0	8.1	0.7	2.5	5.4	17.8	1.1
2009	100.0	13.7	1.0	49.5	8.2	0.7	2.6	5.3	17.9	1.1
2010	100.0	14.0	1.0	48.9	8.3	0.7	2.6	5.3	18.1	1.1
2011	100.0	14.3	1.0	48.4	8.3	0.7	2.6	5.3	18.3	1.1
2012	100.0	14.6	1.0	47.9	8.4	0.7	2.6	5.3	18.4	1.1
2013	100.0	14.9	1.0	47.5	8.4	0.8	2.6	5.3	18.6	1.1
2014	100.0	15.1	0.9	47.0	8.4	0.8	2.7	5.3	18.7	1.0
2015	100.0	15.4	0.9	46.5	8.4	0.8	2.7	5.3	18.9	1.0
2016	100.0	15.7	0.9	46.0	8.4	0.8	2.7	5.3	19.1	1.0
2017	100.0	16.0	0.9	45.4	8.4	0.8	2.7	5.2	19.3	1.0
2018	100.0	16.4	0.9	44.9	8.4	0.8	2.8	5.2	19.5	1.0
2019	100.0	16.7	0.9	44.3	8.4	0.9	2.8	5.2	19.7	1.0
2020	100.0	17.1	0.9	43.8	8.4	0.9	2.8	5.2	19.9	1.0
2021	100.0	17.5	0.9	43.2	8.4	0.9	2.8	5.2	20.1	1.0
2022	100.0	17.9	0.9	42.7	8.4	0.9	2.9	5.2	20.3	1.0
2023	100.0	18.2	0.9	42.1	8.3	0.9	2.9	5.2	20.5	0.9
2024	100.0	18.6	0.9	41.6	8.3	0.9	2.9	5.2	20.7	0.9
2025	100.0	18.9	0.9	41.1	8.3	0.9	3.0	5.2	20.9	0.9
2026	100.0	19.3	0.8	40.6	8.2	0.9	3.0	5.1	21.1	0.9
2027	100.0	19.6	0.8	40.2	8.2	1.0	3.0	5.1	21.3	0.8
2028	100.0	19.9	0.8	39.7	8.1	1.0	3.1	5.1	21.5	0.8
2029	100.0	20.2	0.8	39.3	8.1	1.0	3.1	5.1	21.7	0.8
2030	100.0	20.4	0.8	38.8	8.1	1.0	3.1	5.1	22.0	0.8

Note : a) Married couple without child(ren) c) One parent with own child(ren)
b) Married couple with own child(ren) d) Married couple with parents

13. 시도 및 가구구성별 가구(계속)

Households by Household Composition(Cont'd)

단위 : 가구

[경기 Gyeonggi]

Unit : household

연도 Year	계 Total	1세대 One generation		2세대 Two generation				3세대이상 3 generation or more	1인 가구 One person	비친족 가구 Non relative
		부부 ^{a)}	기타 Others	부부+자녀 ^{b)}	한부모+자녀 ^{c)}	부부+부모 ^{d)}	기타 Others			
2000	2,687,564	284,296	44,409	1,433,256	188,879	19,886	105,876	240,342	340,842	29,778
2001	2,814,497	307,847	48,313	1,464,874	203,685	21,067	111,097	243,654	380,594	33,366
2002	2,969,812	333,799	52,541	1,509,646	221,399	22,416	117,282	248,949	426,189	37,591
2003	3,117,075	359,970	56,750	1,545,699	238,947	23,773	123,138	252,966	473,772	42,060
2004	3,233,145	383,869	60,453	1,561,710	254,475	24,997	127,832	254,161	519,250	46,398
2005	3,342,398	407,929	63,773	1,571,849	269,802	26,235	132,310	254,725	565,043	50,732
2006	3,436,678	425,319	65,590	1,615,318	278,139	27,223	133,873	259,648	584,125	47,443
2007	3,550,049	445,038	67,681	1,662,763	288,390	28,574	138,246	267,041	604,632	47,684
2008	3,663,101	465,481	69,580	1,709,373	298,546	29,972	142,715	274,305	625,286	47,843
2009	3,773,106	486,314	71,201	1,753,687	308,384	31,414	147,172	281,308	645,688	47,938
2010	3,880,724	507,491	72,607	1,795,955	317,896	32,888	151,647	288,066	666,151	48,023
2011	3,985,289	528,494	73,851	1,836,374	327,055	34,403	156,047	294,530	686,398	48,137
2012	4,086,664	549,346	75,004	1,874,635	335,836	35,936	160,377	300,718	706,493	48,319
2013	4,184,929	570,164	76,159	1,910,286	344,178	37,470	164,672	306,626	726,819	48,555
2014	4,280,776	591,197	77,366	1,943,358	352,136	39,018	168,970	312,275	747,592	48,864
2015	4,374,335	612,704	78,694	1,973,614	359,681	40,563	173,279	317,647	768,923	49,230
2016	4,465,587	634,920	80,150	2,000,913	366,789	42,111	177,618	322,708	790,785	49,593
2017	4,554,794	658,106	81,744	2,025,376	373,470	43,665	181,981	327,494	813,035	49,923
2018	4,642,029	682,404	83,383	2,047,160	379,706	45,208	186,373	332,005	835,593	50,197
2019	4,727,323	707,791	84,978	2,066,600	385,510	46,734	190,810	336,280	858,279	50,341
2020	4,810,352	734,034	86,448	2,083,988	390,891	48,223	195,284	340,314	880,893	50,277
2021	4,891,125	760,834	87,773	2,099,714	395,861	49,652	199,826	344,136	903,342	49,987
2022	4,970,032	787,895	88,877	2,114,243	400,468	51,008	204,456	347,754	925,782	49,549
2023	5,046,481	814,806	89,733	2,127,605	404,706	52,271	209,153	351,131	948,086	48,990
2024	5,120,326	841,284	90,332	2,139,980	408,593	53,438	213,907	354,245	970,266	48,281
2025	5,191,055	867,039	90,691	2,151,193	412,113	54,502	218,698	357,033	992,339	47,447
2026	5,257,980	891,824	90,817	2,160,960	415,229	55,471	223,464	359,429	1,014,228	46,558
2027	5,320,872	915,527	90,717	2,169,115	417,945	56,356	228,177	361,431	1,035,967	45,637
2028	5,378,910	937,963	90,423	2,175,140	420,218	57,140	232,799	362,953	1,057,572	44,702
2029	5,432,174	959,072	89,970	2,178,902	422,069	57,817	237,315	364,008	1,079,220	43,801
2030	5,480,484	978,656	89,414	2,180,405	423,528	58,402	241,672	364,647	1,100,807	42,953

Note : a) Married couple without child(ren) c) One parent with own child(ren)
 b) Married couple with own child(ren) d) Married couple with parents

13. 시도 및 가구구성별 가구(계속)

Households by Household Composition(Cont'd)

단위 : %
Unit : %

[경기 Gyeonggi]

연도 Year	계 Total	1세대 One generation		2세대 Two generation				3세대이상 3 generation or more	1인 가구 One person	비친족 가구 Non relative
		부부 ^{a)}	기타 Others	부부+자녀 ^{b)}	한부모+자녀 ^{c)}	부부+부모 ^{d)}	기타 Others			
2000	100.0	10.6	1.7	53.3	7.0	0.7	3.9	8.9	12.7	1.1
2001	100.0	10.9	1.7	52.0	7.2	0.7	3.9	8.7	13.5	1.2
2002	100.0	11.2	1.8	50.8	7.5	0.8	3.9	8.4	14.4	1.3
2003	100.0	11.5	1.8	49.6	7.7	0.8	4.0	8.1	15.2	1.3
2004	100.0	11.9	1.9	48.3	7.9	0.8	4.0	7.9	16.1	1.4
2005	100.0	12.2	1.9	47.0	8.1	0.8	4.0	7.6	16.9	1.5
2006	100.0	12.4	1.9	47.0	8.1	0.8	3.9	7.6	17.0	1.4
2007	100.0	12.5	1.9	46.8	8.1	0.8	3.9	7.5	17.0	1.3
2008	100.0	12.7	1.9	46.7	8.2	0.8	3.9	7.5	17.1	1.3
2009	100.0	12.9	1.9	46.5	8.2	0.8	3.9	7.5	17.1	1.3
2010	100.0	13.1	1.9	46.3	8.2	0.8	3.9	7.4	17.2	1.2
2011	100.0	13.3	1.9	46.1	8.2	0.9	3.9	7.4	17.2	1.2
2012	100.0	13.4	1.8	45.9	8.2	0.9	3.9	7.4	17.3	1.2
2013	100.0	13.6	1.8	45.6	8.2	0.9	3.9	7.3	17.4	1.2
2014	100.0	13.8	1.8	45.4	8.2	0.9	3.9	7.3	17.5	1.1
2015	100.0	14.0	1.8	45.1	8.2	0.9	4.0	7.3	17.6	1.1
2016	100.0	14.2	1.8	44.8	8.2	0.9	4.0	7.2	17.7	1.1
2017	100.0	14.4	1.8	44.5	8.2	1.0	4.0	7.2	17.9	1.1
2018	100.0	14.7	1.8	44.1	8.2	1.0	4.0	7.2	18.0	1.1
2019	100.0	15.0	1.8	43.7	8.2	1.0	4.0	7.1	18.2	1.1
2020	100.0	15.3	1.8	43.3	8.1	1.0	4.1	7.1	18.3	1.0
2021	100.0	15.6	1.8	42.9	8.1	1.0	4.1	7.0	18.5	1.0
2022	100.0	15.9	1.8	42.5	8.1	1.0	4.1	7.0	18.6	1.0
2023	100.0	16.1	1.8	42.2	8.0	1.0	4.1	7.0	18.8	1.0
2024	100.0	16.4	1.8	41.8	8.0	1.0	4.2	6.9	18.9	0.9
2025	100.0	16.7	1.7	41.4	7.9	1.0	4.2	6.9	19.1	0.9
2026	100.0	17.0	1.7	41.1	7.9	1.1	4.2	6.8	19.3	0.9
2027	100.0	17.2	1.7	40.8	7.9	1.1	4.3	6.8	19.5	0.9
2028	100.0	17.4	1.7	40.4	7.8	1.1	4.3	6.7	19.7	0.8
2029	100.0	17.7	1.7	40.1	7.8	1.1	4.4	6.7	19.9	0.8
2030	100.0	17.9	1.6	39.8	7.7	1.1	4.4	6.7	20.1	0.8

Note : a) Married couple without child(ren) c) One parent with own child(ren)
b) Married couple with own child(ren) d) Married couple with parents

13. 시도 및 가구구성별 가구(계속)

Households by Household Composition(Cont'd)

단위 : 가구

Unit : household

[강원 Gangwon]

연도 Year	계 Total	1세대 One generation		2세대 Two generation				3세대이상 3 generation or more	1인 가구 One person	비친족 가구 Non relative
		부부 ^{a)}	기타 Others	부부+자녀 ^{b)}	한부모+자녀 ^{c)}	부부+부모 ^{d)}	기타 Others			
2000	497,374	82,495	6,447	196,362	37,234	7,398	19,107	47,060	93,667	7,604
2001	506,811	86,569	6,621	193,701	38,281	7,596	19,516	46,184	100,377	7,966
2002	513,492	89,776	6,714	190,539	39,152	7,734	19,769	45,075	106,451	8,282
2003	518,125	92,718	6,768	186,438	39,813	7,856	19,935	43,813	112,223	8,561
2004	523,655	95,984	6,824	182,413	40,497	8,021	20,146	42,685	118,240	8,845
2005	528,482	99,223	6,827	178,228	41,092	8,192	20,330	41,569	123,943	9,078
2006	529,822	101,021	6,719	177,489	40,843	8,304	20,418	41,253	125,049	8,726
2007	532,485	103,042	6,636	176,758	41,120	8,499	20,633	41,192	126,111	8,494
2008	535,213	105,182	6,546	175,924	41,382	8,703	20,862	41,132	127,215	8,267
2009	537,724	107,385	6,445	174,858	41,610	8,915	21,094	41,062	128,308	8,047
2010	540,072	109,629	6,340	173,581	41,801	9,134	21,334	40,979	129,432	7,842
2011	542,282	111,825	6,234	172,222	41,964	9,360	21,568	40,889	130,562	7,658
2012	544,242	113,963	6,133	170,706	42,089	9,589	21,796	40,781	131,688	7,497
2013	546,026	116,084	6,040	168,974	42,174	9,817	22,026	40,664	132,889	7,358
2014	547,582	118,209	5,961	166,962	42,216	10,040	22,260	40,530	134,167	7,237
2015	548,957	120,393	5,898	164,640	42,219	10,260	22,498	40,376	135,542	7,131
2016	550,127	122,673	5,849	161,981	42,178	10,477	22,745	40,201	136,991	7,032
2017	550,927	125,049	5,811	158,942	42,080	10,686	22,988	39,994	138,446	6,931
2018	551,360	127,536	5,776	155,551	41,927	10,886	23,229	39,753	139,877	6,825
2019	551,353	130,101	5,737	151,847	41,714	11,072	23,462	39,481	141,235	6,704
2020	550,947	132,709	5,692	147,926	41,450	11,240	23,691	39,183	142,497	6,559
2021	550,171	135,304	5,638	143,870	41,141	11,388	23,915	38,862	143,664	6,389
2022	549,196	137,862	5,574	139,781	40,803	11,514	24,141	38,527	144,787	6,207
2023	547,904	140,295	5,496	135,682	40,431	11,614	24,364	38,171	145,836	6,015
2024	546,391	142,587	5,406	131,636	40,036	11,691	24,587	37,798	146,836	5,814
2025	544,530	144,675	5,308	127,623	39,613	11,740	24,801	37,398	147,768	5,604
2026	542,314	146,537	5,200	123,640	39,163	11,769	25,000	36,968	148,642	5,395
2027	539,734	148,164	5,086	119,676	38,687	11,778	25,184	36,507	149,462	5,190
2028	537,007	149,617	4,968	115,753	38,202	11,771	25,361	36,028	150,314	4,993
2029	534,132	150,891	4,850	111,848	37,712	11,748	25,528	35,536	151,210	4,809
2030	531,033	151,947	4,731	107,959	37,213	11,710	25,681	35,025	152,129	4,638

Note : a) Married couple without child(ren) c) One parent with own child(ren)
 b) Married couple with own child(ren) d) Married couple with parents

13. 시도 및 가구구성별 가구(계속)

Households by Household Composition(Cont'd)

단위: %

Unit: %

[강원 Gangwon]

연도 Year	계 Total	1세대 One generation		2세대 Two generation				3세대이상 3 generation or more	1인 가구 One person	비친족 가구 Non relative
		부부 ^{a)}	기타 Others	부부+자녀 ^{b)}	한부모+자녀 ^{c)}	부부+부모 ^{d)}	기타 Others			
2000	100.0	16.6	1.3	39.5	7.5	1.5	3.8	9.5	18.8	1.5
2001	100.0	17.1	1.3	38.2	7.6	1.5	3.9	9.1	19.8	1.6
2002	100.0	17.5	1.3	37.1	7.6	1.5	3.8	8.8	20.7	1.6
2003	100.0	17.9	1.3	36.0	7.7	1.5	3.8	8.5	21.7	1.7
2004	100.0	18.3	1.3	34.8	7.7	1.5	3.8	8.2	22.6	1.7
2005	100.0	18.8	1.3	33.7	7.8	1.6	3.8	7.9	23.5	1.7
2006	100.0	19.1	1.3	33.5	7.7	1.6	3.9	7.8	23.6	1.6
2007	100.0	19.4	1.2	33.2	7.7	1.6	3.9	7.7	23.7	1.6
2008	100.0	19.7	1.2	32.9	7.7	1.6	3.9	7.7	23.8	1.5
2009	100.0	20.0	1.2	32.5	7.7	1.7	3.9	7.6	23.9	1.5
2010	100.0	20.3	1.2	32.1	7.7	1.7	4.0	7.6	24.0	1.5
2011	100.0	20.6	1.1	31.8	7.7	1.7	4.0	7.5	24.1	1.4
2012	100.0	20.9	1.1	31.4	7.7	1.8	4.0	7.5	24.2	1.4
2013	100.0	21.3	1.1	30.9	7.7	1.8	4.0	7.4	24.3	1.3
2014	100.0	21.6	1.1	30.5	7.7	1.8	4.1	7.4	24.5	1.3
2015	100.0	21.9	1.1	30.0	7.7	1.9	4.1	7.4	24.7	1.3
2016	100.0	22.3	1.1	29.4	7.7	1.9	4.1	7.3	24.9	1.3
2017	100.0	22.7	1.1	28.8	7.6	1.9	4.2	7.3	25.1	1.3
2018	100.0	23.1	1.0	28.2	7.6	2.0	4.2	7.2	25.4	1.2
2019	100.0	23.6	1.0	27.5	7.6	2.0	4.3	7.2	25.6	1.2
2020	100.0	24.1	1.0	26.8	7.5	2.0	4.3	7.1	25.9	1.2
2021	100.0	24.6	1.0	26.2	7.5	2.1	4.3	7.1	26.1	1.2
2022	100.0	25.1	1.0	25.5	7.4	2.1	4.4	7.0	26.4	1.1
2023	100.0	25.6	1.0	24.8	7.4	2.1	4.4	7.0	26.6	1.1
2024	100.0	26.1	1.0	24.1	7.3	2.1	4.5	6.9	26.9	1.1
2025	100.0	26.6	1.0	23.4	7.3	2.2	4.6	6.9	27.1	1.0
2026	100.0	27.0	1.0	22.8	7.2	2.2	4.6	6.8	27.4	1.0
2027	100.0	27.5	0.9	22.2	7.2	2.2	4.7	6.8	27.7	1.0
2028	100.0	27.9	0.9	21.6	7.1	2.2	4.7	6.7	28.0	0.9
2029	100.0	28.2	0.9	20.9	7.1	2.2	4.8	6.7	28.3	0.9
2030	100.0	28.6	0.9	20.3	7.0	2.2	4.8	6.6	28.6	0.9

Note : a) Married couple without child(ren) c) One parent with own child(ren)
 b) Married couple with own child(ren) d) Married couple with parents

13. 시도 및 가구구성별 가구(계속)

Households by Household Composition(Cont'd)

단위 : 가구

Unit : household

[충북 Chungbuk]

연도 Year	계 Total	1세대 One generation		2세대 Two generation				3세대이상 3 generation or more	1인 가구 One person	비친족 가구 Non relative
		부부 ^{a)}	기타 Others	부부+자녀 ^{b)}	한부모+자녀 ^{c)}	부부+부모 ^{d)}	기타 Others			
2000	464,187	72,427	7,736	194,945	32,239	6,926	17,519	45,611	79,458	7,326
2001	479,680	76,968	7,929	195,814	33,854	7,149	17,865	44,859	87,474	7,768
2002	487,205	79,883	7,928	193,734	34,949	7,231	17,864	43,363	94,176	8,077
2003	493,165	82,602	7,881	190,747	35,891	7,298	17,792	41,762	100,836	8,356
2004	500,384	85,657	7,834	187,900	36,885	7,407	17,771	40,333	107,954	8,643
2005	506,992	88,674	7,718	184,797	37,808	7,516	17,723	38,925	114,953	8,878
2006	510,664	90,440	7,511	185,047	38,071	7,584	18,060	38,824	116,395	8,732
2007	515,762	92,574	7,348	185,658	38,559	7,768	18,290	38,980	118,013	8,572
2008	520,898	94,818	7,185	186,166	39,031	7,960	18,531	39,127	119,669	8,411
2009	525,858	97,134	7,009	186,462	39,475	8,162	18,777	39,254	121,332	8,253
2010	530,771	99,517	6,836	186,588	39,893	8,372	19,032	39,371	123,055	8,107
2011	535,589	101,875	6,666	186,630	40,287	8,592	19,287	39,472	124,801	7,979
2012	540,164	104,190	6,505	186,499	40,643	8,813	19,537	39,553	126,553	7,871
2013	544,623	106,510	6,362	186,155	40,966	9,036	19,791	39,619	128,401	7,783
2014	548,952	108,863	6,237	185,549	41,254	9,258	20,053	39,668	130,356	7,714
2015	553,152	111,292	6,136	184,635	41,507	9,479	20,322	39,695	132,427	7,659
2016	557,058	113,805	6,055	183,339	41,709	9,695	20,596	39,687	134,565	7,607
2017	560,620	116,424	5,987	181,651	41,855	9,907	20,869	39,641	136,734	7,552
2018	563,831	119,166	5,928	179,596	41,946	10,111	21,141	39,560	138,894	7,489
2019	566,707	122,021	5,867	177,233	41,983	10,305	21,411	39,446	141,032	7,409
2020	569,072	124,912	5,799	174,590	41,960	10,483	21,676	39,294	143,059	7,299
2021	571,087	127,815	5,719	171,785	41,891	10,642	21,941	39,116	145,019	7,159
2022	572,983	130,722	5,629	168,939	41,794	10,784	22,213	38,926	146,972	7,004
2023	574,650	133,554	5,527	166,064	41,668	10,905	22,489	38,717	148,890	6,836
2024	576,022	136,256	5,412	163,179	41,511	11,001	22,766	38,482	150,762	6,653
2025	577,124	138,806	5,287	160,298	41,327	11,078	23,041	38,223	152,605	6,459
2026	577,925	141,176	5,153	157,408	41,117	11,135	23,310	37,935	154,428	6,263
2027	578,491	143,378	5,013	154,514	40,887	11,177	23,572	37,622	156,258	6,070
2028	578,957	145,446	4,871	151,623	40,648	11,206	23,836	37,293	158,150	5,884
2029	579,099	147,317	4,728	148,648	40,386	11,217	24,088	36,934	160,073	5,708
2030	578,927	148,974	4,586	145,606	40,106	11,213	24,326	36,551	162,020	5,545

Note : a) Married couple without child(ren) c) One parent with own child(ren)
 b) Married couple with own child(ren) d) Married couple with parents

13. 시도 및 가구구성별 가구(계속)

Households by Household Composition(Cont'd)

단위: %
Unit: %

[충북 Chungbuk]

연도 Year	계 Total	1세대 One generation		2세대 Two generation				3세대이상 3 generation or more	1인 가구 One person	비친족 가구 Non relative
		부부 ^{a)}	기타 Others	부부+자녀 ^{b)}	한부모+자녀 ^{c)}	부부+부모 ^{d)}	기타 Others			
2000	100.0	15.6	1.7	42.0	6.9	1.5	3.8	9.8	17.1	1.6
2001	100.0	16.0	1.7	40.8	7.1	1.5	3.7	9.4	18.2	1.6
2002	100.0	16.4	1.6	39.8	7.2	1.5	3.7	8.9	19.3	1.7
2003	100.0	16.7	1.6	38.7	7.3	1.5	3.6	8.5	20.4	1.7
2004	100.0	17.1	1.6	37.6	7.4	1.5	3.6	8.1	21.6	1.7
2005	100.0	17.5	1.5	36.4	7.5	1.5	3.5	7.7	22.7	1.8
2006	100.0	17.7	1.5	36.2	7.5	1.5	3.5	7.6	22.8	1.7
2007	100.0	17.9	1.4	36.0	7.5	1.5	3.5	7.6	22.9	1.7
2008	100.0	18.2	1.4	35.7	7.5	1.5	3.6	7.5	23.0	1.6
2009	100.0	18.5	1.3	35.5	7.5	1.6	3.6	7.5	23.1	1.6
2010	100.0	18.7	1.3	35.2	7.5	1.6	3.6	7.4	23.2	1.5
2011	100.0	19.0	1.2	34.8	7.5	1.6	3.6	7.4	23.3	1.5
2012	100.0	19.3	1.2	34.5	7.5	1.6	3.6	7.3	23.4	1.5
2013	100.0	19.6	1.2	34.2	7.5	1.7	3.6	7.3	23.6	1.4
2014	100.0	19.8	1.1	33.8	7.5	1.7	3.7	7.2	23.7	1.4
2015	100.0	20.1	1.1	33.4	7.5	1.7	3.7	7.2	23.9	1.4
2016	100.0	20.4	1.1	32.9	7.5	1.7	3.7	7.1	24.2	1.4
2017	100.0	20.8	1.1	32.4	7.5	1.8	3.7	7.1	24.4	1.3
2018	100.0	21.1	1.1	31.9	7.4	1.8	3.7	7.0	24.6	1.3
2019	100.0	21.5	1.0	31.3	7.4	1.8	3.8	7.0	24.9	1.3
2020	100.0	22.0	1.0	30.7	7.4	1.8	3.8	6.9	25.1	1.3
2021	100.0	22.4	1.0	30.1	7.3	1.9	3.8	6.8	25.4	1.3
2022	100.0	22.8	1.0	29.5	7.3	1.9	3.9	6.8	25.7	1.2
2023	100.0	23.2	1.0	28.9	7.3	1.9	3.9	6.7	25.9	1.2
2024	100.0	23.7	0.9	28.3	7.2	1.9	4.0	6.7	26.2	1.2
2025	100.0	24.1	0.9	27.8	7.2	1.9	4.0	6.6	26.4	1.1
2026	100.0	24.4	0.9	27.2	7.1	1.9	4.0	6.6	26.7	1.1
2027	100.0	24.8	0.9	26.7	7.1	1.9	4.1	6.5	27.0	1.0
2028	100.0	25.1	0.8	26.2	7.0	1.9	4.1	6.4	27.3	1.0
2029	100.0	25.4	0.8	25.7	7.0	1.9	4.2	6.4	27.6	1.0
2030	100.0	25.7	0.8	25.2	6.9	1.9	4.2	6.3	28.0	1.0

Note : a) Married couple without child(ren) c) One parent with own child(ren)
b) Married couple with own child(ren) d) Married couple with parents

13. 시도 및 가구구성별 가구(계속)

Households by Household Composition(Cont'd)

단위 : 가구

Unit : household

[충남 Chungnam]

연도 Year	계 Total	1세대 One generation		2세대 Two generation				3세대이상 3 generation or more	1인 가구 One person	비친족 가구 Non relative
		부부 ^{a)}	기타 Others	부부+자녀 ^{b)}	한부모+자녀 ^{c)}	부부+부모 ^{d)}	기타 Others			
2000	609,844	114,643	6,151	238,183	37,761	11,702	22,876	63,366	104,934	10,228
2001	617,821	118,998	6,445	233,726	38,467	11,829	23,081	60,544	113,120	11,611
2002	628,822	123,266	6,730	230,988	39,367	11,970	23,324	58,100	121,869	13,208
2003	638,760	127,355	6,998	227,393	40,121	12,102	23,498	55,613	130,715	14,965
2004	651,051	132,043	7,284	224,053	40,951	12,311	23,749	53,419	140,277	16,964
2005	664,429	136,990	7,540	220,922	41,785	12,550	24,015	51,399	150,087	19,141
2006	671,853	140,160	7,595	221,121	42,020	12,716	24,497	51,243	152,483	20,018
2007	681,897	144,158	7,692	222,606	42,649	13,093	25,010	51,505	155,383	19,801
2008	692,015	148,355	7,770	223,924	43,268	13,487	25,540	51,748	158,351	19,572
2009	701,933	152,694	7,825	224,928	43,860	13,899	26,078	51,968	161,342	19,339
2010	711,711	157,144	7,867	225,631	44,420	14,326	26,626	52,164	164,408	19,125
2011	721,407	161,586	7,899	226,206	44,958	14,772	27,172	52,340	167,526	18,948
2012	730,821	165,993	7,927	226,533	45,459	15,224	27,714	52,485	170,676	18,810
2013	739,947	170,399	7,959	226,494	45,916	15,677	28,257	52,602	173,931	18,712
2014	748,925	174,886	8,001	226,059	46,337	16,132	28,811	52,694	177,352	18,653
2015	757,746	179,520	8,057	225,154	46,719	16,586	29,377	52,757	180,950	18,626
2016	766,331	184,352	8,127	223,718	47,054	17,037	29,955	52,782	184,699	18,607
2017	774,474	189,390	8,208	221,688	47,328	17,484	30,535	52,757	188,507	18,577
2018	782,315	194,701	8,295	219,132	47,550	17,922	31,122	52,694	192,371	18,528
2019	789,892	200,278	8,376	216,141	47,724	18,350	31,715	52,601	196,268	18,439
2020	797,032	206,020	8,450	212,798	47,843	18,757	32,310	52,473	200,106	18,275
2021	803,691	211,824	8,505	209,200	47,910	19,134	32,907	52,306	203,872	18,033
2022	810,081	217,646	8,544	205,481	47,938	19,477	33,514	52,113	207,624	17,744
2023	816,215	223,400	8,561	201,719	47,934	19,786	34,131	51,899	211,365	17,420
2024	822,086	229,019	8,557	197,982	47,902	20,056	34,756	51,656	215,105	17,053
2025	827,742	234,466	8,537	194,294	47,848	20,294	35,389	51,388	218,871	16,655
2026	832,939	239,641	8,499	190,583	47,759	20,498	36,013	51,079	222,622	16,245
2027	837,754	244,552	8,444	186,850	47,643	20,673	36,629	50,729	226,399	15,835
2028	842,386	249,255	8,380	183,094	47,514	20,824	37,247	50,355	230,281	15,436
2029	846,650	253,683	8,307	179,235	47,361	20,945	37,853	49,943	234,263	15,060
2030	850,636	257,828	8,230	175,314	47,194	21,041	38,448	49,505	238,362	14,714

Note : a) Married couple without child(ren) c) One parent with own child(ren)
 b) Married couple with own child(ren) d) Married couple with parents

13. 시도 및 가구구성별 가구(계속)

Households by Household Composition(Cont'd)

단위 : %
Unit : %

[충남 Chungnam]

연도 Year	계 Total	1세대 One generation		2세대 Two generation				3세대이상 3 generation or more	1인 가구 One person	비친족 가구 Non relative
		부부 ^{a)}	기타 Others	부부+자녀 ^{b)}	한부모+자녀 ^{c)}	부부+부모 ^{d)}	기타 Others			
2000	100.0	18.8	1.0	39.1	6.2	1.9	3.8	10.4	17.2	1.7
2001	100.0	19.3	1.0	37.8	6.2	1.9	3.7	9.8	18.3	1.9
2002	100.0	19.6	1.1	36.7	6.3	1.9	3.7	9.2	19.4	2.1
2003	100.0	19.9	1.1	35.6	6.3	1.9	3.7	8.7	20.5	2.3
2004	100.0	20.3	1.1	34.4	6.3	1.9	3.6	8.2	21.5	2.6
2005	100.0	20.6	1.1	33.2	6.3	1.9	3.6	7.7	22.6	2.9
2006	100.0	20.9	1.1	32.9	6.3	1.9	3.6	7.6	22.7	3.0
2007	100.0	21.1	1.1	32.6	6.3	1.9	3.7	7.6	22.8	2.9
2008	100.0	21.4	1.1	32.4	6.3	1.9	3.7	7.5	22.9	2.8
2009	100.0	21.8	1.1	32.0	6.2	2.0	3.7	7.4	23.0	2.8
2010	100.0	22.1	1.1	31.7	6.2	2.0	3.7	7.3	23.1	2.7
2011	100.0	22.4	1.1	31.4	6.2	2.0	3.8	7.3	23.2	2.6
2012	100.0	22.7	1.1	31.0	6.2	2.1	3.8	7.2	23.4	2.6
2013	100.0	23.0	1.1	30.6	6.2	2.1	3.8	7.1	23.5	2.5
2014	100.0	23.4	1.1	30.2	6.2	2.2	3.8	7.0	23.7	2.5
2015	100.0	23.7	1.1	29.7	6.2	2.2	3.9	7.0	23.9	2.5
2016	100.0	24.1	1.1	29.2	6.1	2.2	3.9	6.9	24.1	2.4
2017	100.0	24.5	1.1	28.6	6.1	2.3	3.9	6.8	24.3	2.4
2018	100.0	24.9	1.1	28.0	6.1	2.3	4.0	6.7	24.6	2.4
2019	100.0	25.4	1.1	27.4	6.0	2.3	4.0	6.7	24.8	2.3
2020	100.0	25.8	1.1	26.7	6.0	2.4	4.1	6.6	25.1	2.3
2021	100.0	26.4	1.1	26.0	6.0	2.4	4.1	6.5	25.4	2.2
2022	100.0	26.9	1.1	25.4	5.9	2.4	4.1	6.4	25.6	2.2
2023	100.0	27.4	1.0	24.7	5.9	2.4	4.2	6.4	25.9	2.1
2024	100.0	27.9	1.0	24.1	5.8	2.4	4.2	6.3	26.2	2.1
2025	100.0	28.3	1.0	23.5	5.8	2.5	4.3	6.2	26.4	2.0
2026	100.0	28.8	1.0	22.9	5.7	2.5	4.3	6.1	26.7	2.0
2027	100.0	29.2	1.0	22.3	5.7	2.5	4.4	6.1	27.0	1.9
2028	100.0	29.6	1.0	21.7	5.6	2.5	4.4	6.0	27.3	1.8
2029	100.0	30.0	1.0	21.2	5.6	2.5	4.5	5.9	27.7	1.8
2030	100.0	30.3	1.0	20.6	5.5	2.5	4.5	5.8	28.0	1.7

Note : a) Married couple without child(ren) c) One parent with own child(ren)
b) Married couple with own child(ren) d) Married couple with parents

13. 시도 및 가구구성별 가구(계속)

Households by Household Composition(Cont'd)

단위 : 가구

Unit : household

[전북 Jeonbuk]

연도 Year	계 Total	1세대 One generation		2세대 Two generation				3세대이상 3 generation or more	1인 가구 One person	비친족 가구 Non relative
		부부 ^{a)}	기타 Others	부부+자녀 ^{b)}	한부모+자녀 ^{c)}	부부+부모 ^{d)}	기타 Others			
2000	614,084	102,668	9,689	252,397	46,558	9,117	24,831	55,220	107,180	6,424
2001	620,600	107,136	9,720	247,720	47,678	9,228	24,924	53,382	114,257	6,555
2002	625,012	110,726	9,644	242,912	48,676	9,280	24,882	51,441	120,799	6,652
2003	627,071	113,992	9,518	236,999	49,424	9,313	24,742	49,374	126,995	6,714
2004	628,189	117,260	9,363	230,476	50,037	9,365	24,588	47,348	133,000	6,752
2005	629,032	120,561	9,142	223,996	50,583	9,429	24,431	45,428	138,712	6,750
2006	626,888	121,698	8,813	221,755	50,341	9,472	24,539	44,785	138,827	6,658
2007	626,113	123,269	8,545	219,672	50,382	9,623	24,641	44,443	139,102	6,436
2008	625,590	124,994	8,283	217,556	50,419	9,783	24,760	44,111	139,462	6,222
2009	624,921	126,791	8,019	215,236	50,422	9,953	24,887	43,771	139,825	6,017
2010	624,311	128,663	7,762	212,792	50,399	10,130	25,027	43,433	140,276	5,829
2011	623,668	130,483	7,517	210,329	50,351	10,316	25,164	43,092	140,755	5,661
2012	622,808	132,228	7,289	207,742	50,261	10,504	25,292	42,738	141,243	5,511
2013	621,912	133,968	7,084	205,000	50,140	10,690	25,426	42,383	141,841	5,380
2014	620,866	135,715	6,902	202,013	49,977	10,872	25,566	42,018	142,537	5,266
2015	619,606	137,508	6,746	198,710	49,766	11,048	25,710	41,631	143,324	5,163
2016	618,261	139,423	6,613	195,107	49,518	11,219	25,862	41,231	144,220	5,068
2017	616,661	141,461	6,498	191,156	49,216	11,384	26,016	40,808	145,149	4,973
2018	614,883	143,657	6,393	186,906	48,869	11,542	26,174	40,371	146,094	4,877
2019	612,869	145,978	6,293	182,401	48,474	11,688	26,330	39,917	147,015	4,773
2020	610,601	148,371	6,187	177,719	48,036	11,819	26,487	39,451	147,877	4,654
2021	608,155	150,788	6,075	172,963	47,567	11,930	26,649	38,978	148,684	4,521
2022	605,640	153,183	5,956	168,225	47,076	12,019	26,817	38,501	149,483	4,380
2023	603,029	155,488	5,827	163,554	46,567	12,087	26,993	38,021	150,256	4,236
2024	600,258	157,644	5,689	158,969	46,041	12,131	27,172	37,530	150,997	4,085
2025	597,398	159,641	5,548	154,499	45,504	12,153	27,355	37,031	151,735	3,932
2026	594,274	161,413	5,399	150,096	44,946	12,155	27,526	36,515	152,444	3,780
2027	590,894	162,958	5,248	145,751	44,371	12,138	27,686	35,977	153,133	3,632
2028	587,517	164,352	5,096	141,498	43,798	12,108	27,847	35,434	153,892	3,492
2029	584,036	165,562	4,947	137,287	43,222	12,063	28,000	34,882	154,713	3,360
2030	580,404	166,556	4,802	133,121	42,643	12,004	28,141	34,320	155,578	3,239

Note : a) Married couple without child(ren) c) One parent with own child(ren)
 b) Married couple with own child(ren) d) Married couple with parents

13. 시도 및 가구구성별 가구(계속)

Households by Household Composition(Cont'd)

단위 : %
Unit : %

[전북 Jeonbuk]

연도 Year	계 Total	1세대 One generation		2세대 Two generation				3세대이상 3 generation or more	1인 가구 One person	비친족 가구 Non relative
		부부 ^{a)}	기타 Others	부부+자녀 ^{b)}	한부모+자녀 ^{c)}	부부+부모 ^{d)}	기타 Others			
2000	100.0	16.7	1.6	41.1	7.6	1.5	4.0	9.0	17.5	1.0
2001	100.0	17.3	1.6	39.9	7.7	1.5	4.0	8.6	18.4	1.1
2002	100.0	17.7	1.5	38.9	7.8	1.5	4.0	8.2	19.3	1.1
2003	100.0	18.2	1.5	37.8	7.9	1.5	3.9	7.9	20.3	1.1
2004	100.0	18.7	1.5	36.7	8.0	1.5	3.9	7.5	21.2	1.1
2005	100.0	19.2	1.5	35.6	8.0	1.5	3.9	7.2	22.1	1.1
2006	100.0	19.4	1.4	35.4	8.0	1.5	3.9	7.1	22.1	1.1
2007	100.0	19.7	1.4	35.1	8.0	1.5	3.9	7.1	22.2	1.0
2008	100.0	20.0	1.3	34.8	8.1	1.6	4.0	7.1	22.3	1.0
2009	100.0	20.3	1.3	34.4	8.1	1.6	4.0	7.0	22.4	1.0
2010	100.0	20.6	1.2	34.1	8.1	1.6	4.0	7.0	22.5	0.9
2011	100.0	20.9	1.2	33.7	8.1	1.7	4.0	6.9	22.6	0.9
2012	100.0	21.2	1.2	33.4	8.1	1.7	4.1	6.9	22.7	0.9
2013	100.0	21.5	1.1	33.0	8.1	1.7	4.1	6.8	22.8	0.9
2014	100.0	21.9	1.1	32.5	8.0	1.8	4.1	6.8	23.0	0.8
2015	100.0	22.2	1.1	32.1	8.0	1.8	4.1	6.7	23.1	0.8
2016	100.0	22.6	1.1	31.6	8.0	1.8	4.2	6.7	23.3	0.8
2017	100.0	22.9	1.1	31.0	8.0	1.8	4.2	6.6	23.5	0.8
2018	100.0	23.4	1.0	30.4	7.9	1.9	4.3	6.6	23.8	0.8
2019	100.0	23.8	1.0	29.8	7.9	1.9	4.3	6.5	24.0	0.8
2020	100.0	24.3	1.0	29.1	7.9	1.9	4.3	6.5	24.2	0.8
2021	100.0	24.8	1.0	28.4	7.8	2.0	4.4	6.4	24.4	0.7
2022	100.0	25.3	1.0	27.8	7.8	2.0	4.4	6.4	24.7	0.7
2023	100.0	25.8	1.0	27.1	7.7	2.0	4.5	6.3	24.9	0.7
2024	100.0	26.3	0.9	26.5	7.7	2.0	4.5	6.3	25.2	0.7
2025	100.0	26.7	0.9	25.9	7.6	2.0	4.6	6.2	25.4	0.7
2026	100.0	27.2	0.9	25.3	7.6	2.0	4.6	6.1	25.7	0.6
2027	100.0	27.6	0.9	24.7	7.5	2.1	4.7	6.1	25.9	0.6
2028	100.0	28.0	0.9	24.1	7.5	2.1	4.7	6.0	26.2	0.6
2029	100.0	28.3	0.8	23.5	7.4	2.1	4.8	6.0	26.5	0.6
2030	100.0	28.7	0.8	22.9	7.3	2.1	4.8	5.9	26.8	0.6

Note : a) Married couple without child(ren) c) One parent with own child(ren)
b) Married couple with own child(ren) d) Married couple with parents

13. 시도 및 가구구성별 가구(계속)

Households by Household Composition(Cont'd)

단위 : 가구

[전남 Jeonnam]

Unit : household

연도 Year	계 Total	1세대 One generation		2세대 Two generation				3세대이상 3 generation or more	1인 가구 One person	비친족 가구 Non relative
		부부 ^{a)}	기타 Others	부부+자녀 ^{b)}	한부모+자녀 ^{c)}	부부+부모 ^{d)}	기타 Others			
2000	669,724	134,604	8,199	245,477	43,901	12,436	30,094	57,040	132,105	5,868
2001	670,081	139,228	8,128	237,436	43,904	12,467	29,798	54,013	139,058	6,049
2002	670,468	143,109	7,999	230,508	43,924	12,459	29,428	51,153	145,665	6,223
2003	670,874	147,070	7,857	223,454	43,870	12,469	29,049	48,435	152,279	6,391
2004	671,275	151,225	7,704	216,146	43,754	12,519	28,685	45,886	158,809	6,547
2005	671,618	155,456	7,505	209,023	43,588	12,586	28,318	43,502	164,970	6,670
2006	666,674	156,275	7,208	205,482	43,148	12,585	28,465	42,736	164,425	6,350
2007	664,152	157,831	6,971	202,307	43,005	12,739	28,577	42,313	164,274	6,135
2008	661,821	159,554	6,744	199,045	42,854	12,905	28,699	41,897	164,196	5,927
2009	659,294	161,347	6,518	195,541	42,671	13,080	28,822	41,473	164,115	5,727
2010	656,511	163,143	6,296	191,799	42,446	13,257	28,938	41,034	164,058	5,540
2011	653,499	164,808	6,083	188,008	42,189	13,440	29,037	40,584	163,980	5,370
2012	650,092	166,318	5,884	184,077	41,889	13,619	29,113	40,113	163,863	5,216
2013	646,488	167,761	5,701	179,955	41,551	13,790	29,183	39,636	163,832	5,079
2014	642,609	169,162	5,537	175,560	41,173	13,952	29,249	39,145	163,874	4,957
2015	638,526	170,603	5,391	170,852	40,758	14,103	29,316	38,637	164,020	4,846
2016	634,287	172,154	5,264	165,813	40,311	14,244	29,386	38,118	164,255	4,742
2017	629,994	173,888	5,152	160,470	39,835	14,380	29,462	37,594	164,573	4,640
2018	625,467	175,774	5,051	154,806	39,322	14,503	29,536	37,056	164,883	4,536
2019	620,769	177,805	4,951	148,907	38,778	14,611	29,607	36,510	165,174	4,426
2020	615,889	179,915	4,851	142,873	38,208	14,698	29,677	35,961	165,403	4,303
2021	610,811	182,017	4,748	136,797	37,614	14,761	29,747	35,406	165,554	4,167
2022	605,656	184,059	4,640	130,785	37,006	14,795	29,819	34,851	165,676	4,025
2023	600,607	186,023	4,529	124,944	36,401	14,805	29,904	34,305	165,816	3,880
2024	595,537	187,824	4,413	119,289	35,793	14,787	29,994	33,761	165,944	3,732
2025	590,303	189,383	4,293	113,803	35,176	14,742	30,078	33,207	166,040	3,581
2026	584,933	190,691	4,171	108,490	34,554	14,673	30,153	32,644	166,124	3,433
2027	579,462	191,757	4,047	103,341	33,932	14,586	30,216	32,074	166,219	3,290
2028	574,003	192,626	3,924	98,343	33,315	14,483	30,279	31,501	166,378	3,154
2029	568,482	193,273	3,805	93,456	32,702	14,363	30,332	30,923	166,601	3,027
2030	562,865	193,668	3,687	88,695	32,094	14,227	30,369	30,341	166,874	2,910

Note : a) Married couple without child(ren) c) One parent with own child(ren)
 b) Married couple with own child(ren) d) Married couple with parents

13. 시도 및 가구구성별 가구(계속)

Households by Household Composition(Cont'd)

단위: %
Unit: %

[전남 Jeonnam]

연도 Year	계 Total	1세대 One generation		2세대 Two generation				3세대이상 3 generation or more	1인 가구 One person	비친족 가구 Non relative
		부부 ^{a)}	기타 Others	부부+자녀 ^{b)}	한부모+자녀 ^{c)}	부부+부모 ^{d)}	기타 Others			
2000	100.0	20.1	1.2	36.7	6.6	1.9	4.5	8.5	19.7	0.9
2001	100.0	20.8	1.2	35.4	6.6	1.9	4.4	8.1	20.8	0.9
2002	100.0	21.3	1.2	34.4	6.6	1.9	4.4	7.6	21.7	0.9
2003	100.0	21.9	1.2	33.3	6.5	1.9	4.3	7.2	22.7	1.0
2004	100.0	22.5	1.1	32.2	6.5	1.9	4.3	6.8	23.7	1.0
2005	100.0	23.1	1.1	31.1	6.5	1.9	4.2	6.5	24.6	1.0
2006	100.0	23.4	1.1	30.8	6.5	1.9	4.3	6.4	24.7	1.0
2007	100.0	23.8	1.0	30.5	6.5	1.9	4.3	6.4	24.7	0.9
2008	100.0	24.1	1.0	30.1	6.5	1.9	4.3	6.3	24.8	0.9
2009	100.0	24.5	1.0	29.7	6.5	2.0	4.4	6.3	24.9	0.9
2010	100.0	24.9	1.0	29.2	6.5	2.0	4.4	6.3	25.0	0.8
2011	100.0	25.2	0.9	28.8	6.5	2.1	4.4	6.2	25.1	0.8
2012	100.0	25.6	0.9	28.3	6.4	2.1	4.5	6.2	25.2	0.8
2013	100.0	25.9	0.9	27.8	6.4	2.1	4.5	6.1	25.3	0.8
2014	100.0	26.3	0.9	27.3	6.4	2.2	4.6	6.1	25.5	0.8
2015	100.0	26.7	0.8	26.8	6.4	2.2	4.6	6.1	25.7	0.8
2016	100.0	27.1	0.8	26.1	6.4	2.2	4.6	6.0	25.9	0.7
2017	100.0	27.6	0.8	25.5	6.3	2.3	4.7	6.0	26.1	0.7
2018	100.0	28.1	0.8	24.8	6.3	2.3	4.7	5.9	26.4	0.7
2019	100.0	28.6	0.8	24.0	6.2	2.4	4.8	5.9	26.6	0.7
2020	100.0	29.2	0.8	23.2	6.2	2.4	4.8	5.8	26.9	0.7
2021	100.0	29.8	0.8	22.4	6.2	2.4	4.9	5.8	27.1	0.7
2022	100.0	30.4	0.8	21.6	6.1	2.4	4.9	5.8	27.4	0.7
2023	100.0	31.0	0.8	20.8	6.1	2.5	5.0	5.7	27.6	0.6
2024	100.0	31.5	0.7	20.0	6.0	2.5	5.0	5.7	27.9	0.6
2025	100.0	32.1	0.7	19.3	6.0	2.5	5.1	5.6	28.1	0.6
2026	100.0	32.6	0.7	18.5	5.9	2.5	5.2	5.6	28.4	0.6
2027	100.0	33.1	0.7	17.8	5.9	2.5	5.2	5.5	28.7	0.6
2028	100.0	33.6	0.7	17.1	5.8	2.5	5.3	5.5	29.0	0.5
2029	100.0	34.0	0.7	16.4	5.8	2.5	5.3	5.4	29.3	0.5
2030	100.0	34.4	0.7	15.8	5.7	2.5	5.4	5.4	29.6	0.5

Note : a) Married couple without child(ren) c) One parent with own child(ren)
b) Married couple with own child(ren) d) Married couple with parents

13. 시도 및 가구구성별 가구(계속)

Households by Household Composition(Cont'd)

단위 : 가구

Unit : household

[경북 Gyeongbuk]

연도 Year	계 Total	1세대 One generation		2세대 Two generation				3세대이상 3 generation or more	1인 가구 One person	비친족 가구 Non relative
		부부 ^{a)}	기타 Others	부부+자녀 ^{b)}	한부모+자녀 ^{c)}	부부+부모 ^{d)}	기타 Others			
2000	910,365	164,195	10,889	367,238	57,226	16,449	33,434	79,320	168,520	13,094
2001	921,034	171,786	10,990	359,499	58,406	16,628	33,384	75,505	180,793	14,043
2002	931,412	178,468	11,002	352,645	59,588	16,744	33,236	71,839	192,873	15,017
2003	935,288	184,018	10,911	342,916	60,245	16,764	32,835	67,837	203,847	15,915
2004	940,063	189,977	10,808	333,046	60,861	16,852	32,481	64,131	215,070	16,837
2005	946,773	196,437	10,654	324,003	61,525	16,995	32,188	60,784	226,440	17,747
2006	951,323	199,524	10,396	322,994	61,733	17,006	32,689	60,423	228,162	18,396
2007	956,021	203,005	10,184	322,160	62,182	17,336	33,064	60,349	229,769	17,972
2008	960,785	206,700	9,970	321,123	62,607	17,684	33,447	60,262	231,444	17,548
2009	965,017	210,473	9,745	319,624	62,972	18,045	33,825	60,140	233,065	17,128
2010	968,878	214,296	9,518	317,724	63,276	18,415	34,200	59,988	234,730	16,731
2011	972,402	217,991	9,296	315,661	63,532	18,799	34,558	59,809	236,384	16,372
2012	975,332	221,524	9,085	313,285	63,721	19,181	34,893	59,590	238,000	16,053
2013	977,942	225,008	8,895	310,533	63,852	19,560	35,223	59,351	239,745	15,775
2014	980,050	228,461	8,724	307,263	63,911	19,928	35,549	59,074	241,607	15,533
2015	981,799	232,004	8,580	303,436	63,909	20,285	35,875	58,761	243,629	15,320
2016	983,110	235,698	8,460	298,989	63,836	20,631	36,202	58,405	245,772	15,117
2017	983,886	239,586	8,360	293,904	63,686	20,966	36,523	58,003	247,948	14,910
2018	984,372	243,758	8,271	288,297	63,474	21,287	36,847	57,575	250,169	14,694
2019	984,231	248,102	8,181	282,176	63,185	21,584	37,158	57,102	252,296	14,447
2020	983,538	252,550	8,086	275,720	62,827	21,850	37,463	56,599	254,296	14,147
2021	982,319	256,994	7,978	269,073	62,410	22,077	37,762	56,067	256,164	13,794
2022	980,854	261,382	7,859	262,411	61,954	22,263	38,067	55,523	257,981	13,414
2023	979,097	265,597	7,726	255,815	61,464	22,406	38,376	54,962	259,735	13,016
2024	976,958	269,539	7,579	249,331	60,940	22,503	38,683	54,379	261,410	12,594
2025	974,538	273,183	7,422	242,999	60,392	22,559	38,988	53,776	263,061	12,158
2026	971,592	276,429	7,253	236,746	59,808	22,575	39,278	53,138	264,643	11,722
2027	968,223	279,299	7,079	230,573	59,198	22,559	39,551	52,468	266,201	11,295
2028	964,483	281,810	6,902	224,444	58,567	22,511	39,811	51,772	267,784	10,882
2029	960,506	283,996	6,724	218,345	57,925	22,434	40,059	51,058	269,469	10,496
2030	956,298	285,826	6,550	212,305	57,280	22,333	40,292	50,329	271,243	10,140

Note : a) Married couple without child(ren) c) One parent with own child(ren)
 b) Married couple with own child(ren) d) Married couple with parents

13. 시도 및 가구구성별 가구(계속)

Households by Household Composition(Cont'd)

단위 : %

Unit : %

[경북 Gyeongbuk]

연도 Year	계 Total	1세대 One generation		2세대 Two generation				3세대이상 3 generation or more	1인 가구 One person	비친족 가구 Non relative
		부부 ^{a)}	기타 Others	부부+자녀 ^{b)}	한부모+자녀 ^{c)}	부부+부모 ^{d)}	기타 Others			
2000	100.0	18.0	1.2	40.3	6.3	1.8	3.7	8.7	18.5	1.4
2001	100.0	18.7	1.2	39.0	6.3	1.8	3.6	8.2	19.6	1.5
2002	100.0	19.2	1.2	37.9	6.4	1.8	3.6	7.7	20.7	1.6
2003	100.0	19.7	1.2	36.7	6.4	1.8	3.5	7.3	21.8	1.7
2004	100.0	20.2	1.1	35.4	6.5	1.8	3.5	6.8	22.9	1.8
2005	100.0	20.7	1.1	34.2	6.5	1.8	3.4	6.4	23.9	1.9
2006	100.0	21.0	1.1	34.0	6.5	1.8	3.4	6.4	24.0	1.9
2007	100.0	21.2	1.1	33.7	6.5	1.8	3.5	6.3	24.0	1.9
2008	100.0	21.5	1.0	33.4	6.5	1.8	3.5	6.3	24.1	1.8
2009	100.0	21.8	1.0	33.1	6.5	1.9	3.5	6.2	24.2	1.8
2010	100.0	22.1	1.0	32.8	6.5	1.9	3.5	6.2	24.2	1.7
2011	100.0	22.4	1.0	32.5	6.5	1.9	3.6	6.2	24.3	1.7
2012	100.0	22.7	0.9	32.1	6.5	2.0	3.6	6.1	24.4	1.6
2013	100.0	23.0	0.9	31.8	6.5	2.0	3.6	6.1	24.5	1.6
2014	100.0	23.3	0.9	31.4	6.5	2.0	3.6	6.0	24.7	1.6
2015	100.0	23.6	0.9	30.9	6.5	2.1	3.7	6.0	24.8	1.6
2016	100.0	24.0	0.9	30.4	6.5	2.1	3.7	5.9	25.0	1.5
2017	100.0	24.4	0.8	29.9	6.5	2.1	3.7	5.9	25.2	1.5
2018	100.0	24.8	0.8	29.3	6.4	2.2	3.7	5.8	25.4	1.5
2019	100.0	25.2	0.8	28.7	6.4	2.2	3.8	5.8	25.6	1.5
2020	100.0	25.7	0.8	28.0	6.4	2.2	3.8	5.8	25.9	1.4
2021	100.0	26.2	0.8	27.4	6.4	2.2	3.8	5.7	26.1	1.4
2022	100.0	26.6	0.8	26.8	6.3	2.3	3.9	5.7	26.3	1.4
2023	100.0	27.1	0.8	26.1	6.3	2.3	3.9	5.6	26.5	1.3
2024	100.0	27.6	0.8	25.5	6.2	2.3	4.0	5.6	26.8	1.3
2025	100.0	28.0	0.8	24.9	6.2	2.3	4.0	5.5	27.0	1.2
2026	100.0	28.5	0.7	24.4	6.2	2.3	4.0	5.5	27.2	1.2
2027	100.0	28.8	0.7	23.8	6.1	2.3	4.1	5.4	27.5	1.2
2028	100.0	29.2	0.7	23.3	6.1	2.3	4.1	5.4	27.8	1.1
2029	100.0	29.6	0.7	22.7	6.0	2.3	4.2	5.3	28.1	1.1
2030	100.0	29.9	0.7	22.2	6.0	2.3	4.2	5.3	28.4	1.1

Note : a) Married couple without child(ren) c) One parent with own child(ren)
 b) Married couple with own child(ren) d) Married couple with parents

13. 시도 및 가구구성별 가구(계속)

Households by Household Composition(Cont'd)

단위 : 가구

Unit : household

[경남 Gyeongnam]

연도 Year	계 Total	1세대 One generation		2세대 Two generation				3세대이상 3 generation or more	1인 가구 One person	비친족 가구 Non relative
		부부 ^{a)}	기타 Others	부부+자녀 ^{b)}	한부모+자녀 ^{c)}	부부+부모 ^{d)}	기타 Others			
2000	956,503	142,264	13,075	433,630	67,118	12,072	35,090	78,431	164,239	10,584
2001	982,788	150,501	13,466	434,737	70,167	12,315	35,598	76,987	177,492	11,525
2002	1,005,131	157,521	13,706	434,721	73,061	12,471	35,884	75,264	190,035	12,468
2003	1,025,126	164,417	13,889	433,033	75,755	12,616	36,068	73,375	202,541	13,432
2004	1,039,903	170,831	13,980	428,424	78,036	12,739	36,089	71,202	214,241	14,361
2005	1,053,963	177,349	13,968	423,457	80,251	12,872	36,089	69,104	225,612	15,261
2006	1,065,553	181,929	13,784	425,475	81,183	13,522	36,841	69,481	229,226	14,112
2007	1,079,416	187,073	13,659	427,610	82,501	14,000	37,508	70,253	232,929	13,883
2008	1,093,479	192,500	13,525	429,551	83,802	14,495	38,196	71,018	236,739	13,653
2009	1,106,750	198,034	13,363	430,846	85,012	15,001	38,876	71,723	240,475	13,420
2010	1,119,519	203,670	13,189	431,607	86,138	15,518	39,555	72,384	244,255	13,203
2011	1,131,816	209,238	13,013	432,064	87,192	16,049	40,219	73,003	248,027	13,011
2012	1,143,458	214,726	12,847	432,075	88,161	16,585	40,861	73,574	251,780	12,849
2013	1,154,671	220,220	12,703	431,568	89,043	17,121	41,503	74,109	255,686	12,718
2014	1,165,348	225,763	12,584	430,411	89,833	17,654	42,146	74,594	259,749	12,614
2015	1,175,545	231,452	12,498	428,531	90,528	18,182	42,792	75,024	264,007	12,531
2016	1,185,364	237,395	12,445	425,918	91,133	18,705	43,449	75,403	268,459	12,457
2017	1,194,805	243,665	12,419	422,574	91,646	19,228	44,114	75,732	273,047	12,380
2018	1,203,951	250,323	12,409	418,563	92,071	19,745	44,791	76,020	277,734	12,295
2019	1,212,687	257,326	12,397	413,944	92,402	20,249	45,475	76,263	282,445	12,186
2020	1,221,037	264,603	12,376	408,871	92,653	20,736	46,170	76,474	287,122	12,032
2021	1,229,020	272,048	12,338	403,484	92,828	21,194	46,880	76,654	291,761	11,833
2022	1,236,801	279,572	12,280	397,942	92,944	21,618	47,610	76,809	296,419	11,607
2023	1,244,297	287,042	12,196	392,318	93,008	22,005	48,359	76,938	301,070	11,361
2024	1,251,303	294,329	12,086	386,623	93,010	22,349	49,119	77,024	305,673	11,090
2025	1,257,735	301,347	11,954	380,853	92,949	22,649	49,880	77,059	310,246	10,798
2026	1,263,483	308,027	11,802	374,975	92,822	22,911	50,632	77,029	314,784	10,501
2027	1,268,602	314,363	11,633	368,989	92,640	23,139	51,371	76,936	319,326	10,205
2028	1,273,091	320,351	11,453	362,843	92,403	23,332	52,100	76,781	323,911	9,917
2029	1,276,885	325,955	11,264	356,474	92,113	23,485	52,810	76,562	328,578	9,644
2030	1,279,878	331,099	11,072	349,892	91,770	23,605	53,488	76,277	333,284	9,391

Note : a) Married couple without child(ren) c) One parent with own child(ren)
 b) Married couple with own child(ren) d) Married couple with parents

13. 시도 및 가구구성별 가구(계속)

Households by Household Composition(Cont'd)

단위 : %
Unit : %

[경남 Gyeongnam]

연도 Year	계 Total	1세대 One generation		2세대 Two generation				3세대이상 3 generation or more	1인 가구 One person	비친족 가구 Non relative
		부부 ^{a)}	기타 Others	부부+자녀 ^{b)}	한부모+자녀 ^{c)}	부부+부모 ^{d)}	기타 Others			
2000	100.0	14.9	1.4	45.3	7.0	1.3	3.7	8.2	17.2	1.1
2001	100.0	15.3	1.4	44.2	7.1	1.3	3.6	7.8	18.1	1.2
2002	100.0	15.7	1.4	43.3	7.3	1.2	3.6	7.5	18.9	1.2
2003	100.0	16.0	1.4	42.2	7.4	1.2	3.5	7.2	19.8	1.3
2004	100.0	16.4	1.3	41.2	7.5	1.2	3.5	6.8	20.6	1.4
2005	100.0	16.8	1.3	40.2	7.6	1.2	3.4	6.6	21.4	1.4
2006	100.0	17.1	1.3	39.9	7.6	1.3	3.5	6.5	21.5	1.3
2007	100.0	17.3	1.3	39.6	7.6	1.3	3.5	6.5	21.6	1.3
2008	100.0	17.6	1.2	39.3	7.7	1.3	3.5	6.5	21.7	1.2
2009	100.0	17.9	1.2	38.9	7.7	1.4	3.5	6.5	21.7	1.2
2010	100.0	18.2	1.2	38.6	7.7	1.4	3.5	6.5	21.8	1.2
2011	100.0	18.5	1.1	38.2	7.7	1.4	3.6	6.5	21.9	1.1
2012	100.0	18.8	1.1	37.8	7.7	1.5	3.6	6.4	22.0	1.1
2013	100.0	19.1	1.1	37.4	7.7	1.5	3.6	6.4	22.1	1.1
2014	100.0	19.4	1.1	36.9	7.7	1.5	3.6	6.4	22.3	1.1
2015	100.0	19.7	1.1	36.5	7.7	1.5	3.6	6.4	22.5	1.1
2016	100.0	20.0	1.0	35.9	7.7	1.6	3.7	6.4	22.6	1.1
2017	100.0	20.4	1.0	35.4	7.7	1.6	3.7	6.3	22.9	1.0
2018	100.0	20.8	1.0	34.8	7.6	1.6	3.7	6.3	23.1	1.0
2019	100.0	21.2	1.0	34.1	7.6	1.7	3.7	6.3	23.3	1.0
2020	100.0	21.7	1.0	33.5	7.6	1.7	3.8	6.3	23.5	1.0
2021	100.0	22.1	1.0	32.8	7.6	1.7	3.8	6.2	23.7	1.0
2022	100.0	22.6	1.0	32.2	7.5	1.7	3.8	6.2	24.0	0.9
2023	100.0	23.1	1.0	31.5	7.5	1.8	3.9	6.2	24.2	0.9
2024	100.0	23.5	1.0	30.9	7.4	1.8	3.9	6.2	24.4	0.9
2025	100.0	24.0	1.0	30.3	7.4	1.8	4.0	6.1	24.7	0.9
2026	100.0	24.4	0.9	29.7	7.3	1.8	4.0	6.1	24.9	0.8
2027	100.0	24.8	0.9	29.1	7.3	1.8	4.0	6.1	25.2	0.8
2028	100.0	25.2	0.9	28.5	7.3	1.8	4.1	6.0	25.4	0.8
2029	100.0	25.5	0.9	27.9	7.2	1.8	4.1	6.0	25.7	0.8
2030	100.0	25.9	0.9	27.3	7.2	1.8	4.2	6.0	26.0	0.7

Note : a) Married couple without child(ren) c) One parent with own child(ren)
b) Married couple with own child(ren) d) Married couple with parents

13. 시도 및 가구구성별 가구(계속)

Households by Household Composition(Cont'd)

단위 : 가구

Unit : household

[제주 Jeju]

연도 Year	계 Total	1세대 One generation		2세대 Two generation				3세대이상 3 generation or more	1인 가구 One person	비친족 가구 Non relative
		부부 ^{a)}	기타 Others	부부+자녀 ^{b)}	한부모+자녀 ^{c)}	부부+부모 ^{d)}	기타 Others			
2000	160,259	18,820	3,617	73,302	13,679	1,344	7,396	13,227	26,671	2,203
2001	165,614	20,266	3,758	73,950	14,368	1,367	7,363	13,018	29,205	2,319
2002	169,475	21,473	3,836	73,984	14,950	1,372	7,242	12,686	31,520	2,412
2003	172,578	22,635	3,895	73,565	15,455	1,371	7,087	12,301	33,777	2,492
2004	175,450	23,833	3,942	72,915	15,929	1,374	6,927	11,917	36,049	2,564
2005	179,105	25,193	3,976	72,564	16,469	1,384	6,800	11,605	38,479	2,635
2006	180,808	25,821	3,918	72,995	16,415	1,493	6,951	11,667	38,924	2,624
2007	183,656	26,640	3,890	73,779	16,705	1,548	7,115	11,848	39,544	2,587
2008	186,449	27,490	3,852	74,506	16,984	1,605	7,278	12,023	40,162	2,549
2009	189,074	28,354	3,801	75,123	17,242	1,662	7,439	12,189	40,755	2,509
2010	191,646	29,240	3,743	75,670	17,486	1,722	7,600	12,351	41,362	2,472
2011	194,135	30,119	3,681	76,167	17,716	1,783	7,758	12,507	41,964	2,440
2012	196,524	30,992	3,621	76,591	17,930	1,845	7,913	12,658	42,560	2,414
2013	198,853	31,871	3,567	76,928	18,127	1,907	8,067	12,806	43,187	2,393
2014	201,032	32,752	3,523	77,128	18,300	1,968	8,220	12,943	43,821	2,377
2015	203,104	33,653	3,487	77,193	18,451	2,028	8,371	13,073	44,484	2,364
2016	205,105	34,593	3,463	77,131	18,585	2,088	8,523	13,196	45,173	2,353
2017	207,009	35,578	3,451	76,934	18,696	2,149	8,676	13,310	45,874	2,341
2018	208,806	36,614	3,439	76,610	18,784	2,207	8,830	13,417	46,579	2,326
2019	210,504	37,699	3,427	76,181	18,850	2,263	8,982	13,517	47,278	2,307
2020	212,124	38,825	3,409	75,681	18,899	2,318	9,137	13,613	47,963	2,279
2021	213,632	39,970	3,383	75,117	18,928	2,370	9,292	13,701	48,629	2,242
2022	215,063	41,122	3,347	74,518	18,941	2,417	9,450	13,782	49,286	2,200
2023	216,450	42,269	3,300	73,912	18,943	2,460	9,612	13,859	49,941	2,154
2024	217,684	43,378	3,243	73,270	18,929	2,497	9,773	13,925	50,567	2,102
2025	218,811	44,449	3,179	72,610	18,900	2,529	9,935	13,981	51,181	2,047
2026	219,869	45,481	3,106	71,946	18,861	2,559	10,096	14,026	51,803	1,991
2027	220,788	46,460	3,027	71,250	18,809	2,584	10,254	14,058	52,411	1,935
2028	221,609	47,391	2,942	70,527	18,748	2,605	10,409	14,079	53,028	1,880
2029	222,309	48,267	2,855	69,759	18,676	2,623	10,559	14,087	53,655	1,828
2030	222,923	49,089	2,770	68,960	18,598	2,636	10,706	14,085	54,298	1,781

Note : a) Married couple without child(ren) c) One parent with own child(ren)
 b) Married couple with own child(ren) d) Married couple with parents

13. 시도 및 가구구성별 가구(계속)

Households by Household Composition(Cont'd)

단위 : %
Unit : %

[제주 Jeju]

연도 Year	계 Total	1세대 One generation		2세대 Two generation				3세대이상 3 generation or more	1인 가구 One person	비친족 가구 Non relative
		부부 ^{a)}	기타 Others	부부+자녀 ^{b)}	한부모+자녀 ^{c)}	부부+부모 ^{d)}	기타 Others			
2000	100.0	11.7	2.3	45.7	8.5	0.8	4.6	8.3	16.6	1.4
2001	100.0	12.2	2.3	44.7	8.7	0.8	4.4	7.9	17.6	1.4
2002	100.0	12.7	2.3	43.7	8.8	0.8	4.3	7.5	18.6	1.4
2003	100.0	13.1	2.3	42.6	9.0	0.8	4.1	7.1	19.6	1.4
2004	100.0	13.6	2.2	41.6	9.1	0.8	3.9	6.8	20.5	1.5
2005	100.0	14.1	2.2	40.5	9.2	0.8	3.8	6.5	21.5	1.5
2006	100.0	14.3	2.2	40.4	9.1	0.8	3.8	6.5	21.5	1.5
2007	100.0	14.5	2.1	40.2	9.1	0.8	3.9	6.5	21.5	1.4
2008	100.0	14.7	2.1	40.0	9.1	0.9	3.9	6.4	21.5	1.4
2009	100.0	15.0	2.0	39.7	9.1	0.9	3.9	6.4	21.6	1.3
2010	100.0	15.3	2.0	39.5	9.1	0.9	4.0	6.4	21.6	1.3
2011	100.0	15.5	1.9	39.2	9.1	0.9	4.0	6.4	21.6	1.3
2012	100.0	15.8	1.8	39.0	9.1	0.9	4.0	6.4	21.7	1.2
2013	100.0	16.0	1.8	38.7	9.1	1.0	4.1	6.4	21.7	1.2
2014	100.0	16.3	1.8	38.4	9.1	1.0	4.1	6.4	21.8	1.2
2015	100.0	16.6	1.7	38.0	9.1	1.0	4.1	6.4	21.9	1.2
2016	100.0	16.9	1.7	37.6	9.1	1.0	4.2	6.4	22.0	1.1
2017	100.0	17.2	1.7	37.2	9.0	1.0	4.2	6.4	22.2	1.1
2018	100.0	17.5	1.6	36.7	9.0	1.1	4.2	6.4	22.3	1.1
2019	100.0	17.9	1.6	36.2	9.0	1.1	4.3	6.4	22.5	1.1
2020	100.0	18.3	1.6	35.7	8.9	1.1	4.3	6.4	22.6	1.1
2021	100.0	18.7	1.6	35.2	8.9	1.1	4.3	6.4	22.8	1.0
2022	100.0	19.1	1.6	34.6	8.8	1.1	4.4	6.4	22.9	1.0
2023	100.0	19.5	1.5	34.1	8.8	1.1	4.4	6.4	23.1	1.0
2024	100.0	19.9	1.5	33.7	8.7	1.1	4.5	6.4	23.2	1.0
2025	100.0	20.3	1.5	33.2	8.6	1.2	4.5	6.4	23.4	0.9
2026	100.0	20.7	1.4	32.7	8.6	1.2	4.6	6.4	23.6	0.9
2027	100.0	21.0	1.4	32.3	8.5	1.2	4.6	6.4	23.7	0.9
2028	100.0	21.4	1.3	31.8	8.5	1.2	4.7	6.4	23.9	0.8
2029	100.0	21.7	1.3	31.4	8.4	1.2	4.7	6.3	24.1	0.8
2030	100.0	22.0	1.2	30.9	8.3	1.2	4.8	6.3	24.4	0.8

Note : a) Married couple without child(ren) c) One parent with own child(ren)
b) Married couple with own child(ren) d) Married couple with parents

14. 시도 및 가구원수별 가구

Households by Household Size

단위 : 가구

Unit : household

[전국 Whole]

연도 Year	계 Total	가구원수 Number of household members					
		1인	2인	3인	4인	5인	6인 이상
2000	14,507,010	2,261,550	2,765,441	3,027,257	4,507,591	1,460,918	484,253
2001	14,843,989	2,447,204	2,929,113	3,103,316	4,488,371	1,417,312	458,673
2002	15,170,029	2,631,509	3,083,407	3,178,629	4,468,551	1,374,353	433,580
2003	15,465,163	2,817,815	3,235,286	3,243,616	4,431,941	1,327,865	408,640
2004	15,720,436	3,003,067	3,385,224	3,295,418	4,375,088	1,277,611	384,028
2005	15,971,010	3,187,151	3,536,232	3,344,044	4,314,495	1,228,251	360,837
2006	16,158,334	3,239,440	3,605,265	3,386,546	4,350,453	1,223,990	352,640
2007	16,417,423	3,298,261	3,692,674	3,442,651	4,409,443	1,229,939	344,455
2008	16,673,162	3,357,255	3,781,395	3,497,010	4,466,020	1,235,052	336,430
2009	16,916,966	3,415,121	3,869,563	3,547,686	4,517,450	1,238,696	328,450
2010	17,152,277	3,473,415	3,957,526	3,595,201	4,564,481	1,241,105	320,549
2011	17,379,667	3,531,424	4,043,612	3,640,591	4,608,655	1,242,634	312,751
2012	17,596,139	3,589,004	4,127,770	3,682,670	4,648,316	1,243,120	305,259
2013	17,803,198	3,648,184	4,211,189	3,720,953	4,682,696	1,242,314	297,862
2014	18,001,541	3,709,503	4,294,937	3,755,173	4,711,214	1,240,133	290,581
2015	18,191,663	3,773,408	4,380,250	3,784,945	4,733,212	1,236,470	283,378
2016	18,373,604	3,839,619	4,468,037	3,810,156	4,748,265	1,231,122	276,405
2017	18,546,858	3,907,139	4,558,766	3,830,710	4,756,447	1,224,241	269,555
2018	18,711,665	3,975,276	4,652,569	3,846,755	4,758,247	1,216,022	262,796
2019	18,867,058	4,043,024	4,748,356	3,858,541	4,754,356	1,206,639	256,142
2020	19,011,815	4,109,276	4,844,469	3,866,466	4,745,714	1,196,322	249,568
2021	19,146,744	4,173,951	4,939,514	3,870,783	4,733,087	1,185,971	243,438
2022	19,273,336	4,237,673	5,032,385	3,872,398	4,717,973	1,175,473	237,434
2023	19,390,772	4,300,201	5,121,716	3,871,799	4,701,029	1,164,665	231,362
2024	19,497,903	4,361,406	5,206,186	3,869,075	4,682,524	1,153,550	225,162
2025	19,593,767	4,421,560	5,284,978	3,864,126	4,662,256	1,142,052	218,795
2026	19,676,345	4,480,529	5,357,280	3,856,572	4,639,702	1,130,020	212,242
2027	19,745,090	4,538,490	5,422,957	3,846,261	4,614,472	1,117,391	205,519
2028	19,800,362	4,596,257	5,482,380	3,832,929	4,586,089	1,104,092	198,615
2029	19,842,705	4,654,609	5,535,751	3,816,435	4,554,252	1,090,113	191,545
2030	19,871,144	4,713,083	5,582,531	3,796,791	4,518,920	1,075,478	184,341

14. 시도 및 가구원수별 가구(계속)

Households by Household Size(Cont'd)

단위 : %
Unit : %

[전국 Whole]

연도 Year	계 Total	가구원수 Number of household members					
		1인	2인	3인	4인	5인	6인 이상
2000	100.0	15.6	19.1	20.9	31.1	10.1	3.3
2001	100.0	16.5	19.7	20.9	30.2	9.5	3.1
2002	100.0	17.3	20.3	21.0	29.5	9.1	2.9
2003	100.0	18.2	20.9	21.0	28.7	8.6	2.6
2004	100.0	19.1	21.5	21.0	27.8	8.1	2.4
2005	100.0	20.0	22.1	20.9	27.0	7.7	2.3
2006	100.0	20.0	22.3	21.0	26.9	7.6	2.2
2007	100.0	20.1	22.5	21.0	26.9	7.5	2.1
2008	100.0	20.1	22.7	21.0	26.8	7.4	2.0
2009	100.0	20.2	22.9	21.0	26.7	7.3	1.9
2010	100.0	20.3	23.1	21.0	26.6	7.2	1.9
2011	100.0	20.3	23.3	20.9	26.5	7.1	1.8
2012	100.0	20.4	23.5	20.9	26.4	7.1	1.7
2013	100.0	20.5	23.7	20.9	26.3	7.0	1.7
2014	100.0	20.6	23.9	20.9	26.2	6.9	1.6
2015	100.0	20.7	24.1	20.8	26.0	6.8	1.6
2016	100.0	20.9	24.3	20.7	25.8	6.7	1.5
2017	100.0	21.1	24.6	20.7	25.6	6.6	1.5
2018	100.0	21.2	24.9	20.6	25.4	6.5	1.4
2019	100.0	21.4	25.2	20.5	25.2	6.4	1.4
2020	100.0	21.6	25.5	20.3	25.0	6.3	1.3
2021	100.0	21.8	25.8	20.2	24.7	6.2	1.3
2022	100.0	22.0	26.1	20.1	24.5	6.1	1.2
2023	100.0	22.2	26.4	20.0	24.2	6.0	1.2
2024	100.0	22.4	26.7	19.8	24.0	5.9	1.2
2025	100.0	22.6	27.0	19.7	23.8	5.8	1.1
2026	100.0	22.8	27.2	19.6	23.6	5.7	1.1
2027	100.0	23.0	27.5	19.5	23.4	5.7	1.0
2028	100.0	23.2	27.7	19.4	23.2	5.6	1.0
2029	100.0	23.5	27.9	19.2	23.0	5.5	1.0
2030	100.0	23.7	28.1	19.1	22.7	5.4	0.9

14. 시도 및 가구원수별 가구(계속)

Households by Household Size(Cont'd)

단위 : 가구

Unit : household

[서울 Seoul]

연도 Year	계 Total	가구원수 Number of household members					
		1인	2인	3인	4인	5인	6인 이상
2000	3,120,733	509,284	529,848	677,992	1,000,893	316,140	86,576
2001	3,163,253	543,300	558,765	690,520	986,384	302,062	82,222
2002	3,201,849	576,087	585,687	702,562	971,250	288,369	77,894
2003	3,245,962	610,707	614,421	715,029	956,613	275,346	73,846
2004	3,292,730	646,399	644,807	727,179	941,546	262,760	70,039
2005	3,338,744	681,416	675,612	738,804	925,939	250,566	66,407
2006	3,373,109	692,837	688,856	746,984	931,320	248,408	64,704
2007	3,426,965	706,093	706,566	759,782	943,055	248,575	62,894
2008	3,477,815	718,939	724,085	771,666	953,643	248,389	61,093
2009	3,525,393	731,396	741,361	782,544	962,941	247,843	59,308
2010	3,570,190	743,751	758,407	792,483	971,033	246,974	57,542
2011	3,612,668	755,911	774,965	801,787	978,315	245,885	55,805
2012	3,652,341	767,876	791,055	810,226	984,490	244,558	54,136
2013	3,689,266	780,016	806,834	817,642	989,351	242,931	52,492
2014	3,723,895	792,513	822,578	824,045	992,866	241,015	50,878
2015	3,756,352	805,460	838,520	829,360	994,928	238,795	49,289
2016	3,786,634	818,791	854,827	833,562	995,467	236,239	47,748
2017	3,814,832	832,335	871,633	836,676	994,556	233,393	46,239
2018	3,840,540	845,842	888,850	838,641	992,185	230,273	44,749
2019	3,863,881	859,163	906,339	839,584	988,575	226,936	43,284
2020	3,884,190	871,968	923,676	839,509	983,798	223,407	41,832
2021	3,901,620	884,229	940,581	838,472	978,025	219,857	40,456
2022	3,915,854	895,922	956,671	836,550	971,383	216,233	39,095
2023	3,926,936	907,032	971,718	833,901	964,044	212,522	37,719
2024	3,934,793	917,560	985,505	830,580	956,091	208,737	36,320
2025	3,939,436	927,597	997,917	826,616	947,531	204,879	34,896
2026	3,940,667	937,156	1,008,856	821,975	938,312	200,935	33,433
2027	3,938,271	946,234	1,018,255	816,606	928,335	196,890	31,951
2028	3,932,284	954,965	1,026,156	810,454	917,524	192,737	30,448
2029	3,923,326	963,626	1,032,746	803,600	905,946	188,503	28,905
2030	3,911,346	972,143	1,037,955	796,077	893,616	184,201	27,354

14. 시도 및 가구원수별 가구(계속)

Households by Household Size(Cont'd)

단위 : %
Unit : %

[서울 Seoul]

연도 Year	계 Total	가구원수 Number of household members					
		1인	2인	3인	4인	5인	6인 이상
2000	100.0	16.3	17.0	21.7	32.1	10.1	2.8
2001	100.0	17.2	17.7	21.8	31.2	9.5	2.6
2002	100.0	18.0	18.3	21.9	30.3	9.0	2.4
2003	100.0	18.8	18.9	22.0	29.5	8.5	2.3
2004	100.0	19.6	19.6	22.1	28.6	8.0	2.1
2005	100.0	20.4	20.2	22.1	27.7	7.5	2.0
2006	100.0	20.5	20.4	22.1	27.6	7.4	1.9
2007	100.0	20.6	20.6	22.2	27.5	7.3	1.8
2008	100.0	20.7	20.8	22.2	27.4	7.1	1.8
2009	100.0	20.7	21.0	22.2	27.3	7.0	1.7
2010	100.0	20.8	21.2	22.2	27.2	6.9	1.6
2011	100.0	20.9	21.5	22.2	27.1	6.8	1.5
2012	100.0	21.0	21.7	22.2	27.0	6.7	1.5
2013	100.0	21.1	21.9	22.2	26.8	6.6	1.4
2014	100.0	21.3	22.1	22.1	26.7	6.5	1.4
2015	100.0	21.4	22.3	22.1	26.5	6.4	1.3
2016	100.0	21.6	22.6	22.0	26.3	6.2	1.3
2017	100.0	21.8	22.8	21.9	26.1	6.1	1.2
2018	100.0	22.0	23.1	21.8	25.8	6.0	1.2
2019	100.0	22.2	23.5	21.7	25.6	5.9	1.1
2020	100.0	22.4	23.8	21.6	25.3	5.8	1.1
2021	100.0	22.7	24.1	21.5	25.1	5.6	1.0
2022	100.0	22.9	24.4	21.4	24.8	5.5	1.0
2023	100.0	23.1	24.7	21.2	24.5	5.4	1.0
2024	100.0	23.3	25.0	21.1	24.3	5.3	0.9
2025	100.0	23.5	25.3	21.0	24.1	5.2	0.9
2026	100.0	23.8	25.6	20.9	23.8	5.1	0.8
2027	100.0	24.0	25.9	20.7	23.6	5.0	0.8
2028	100.0	24.3	26.1	20.6	23.3	4.9	0.8
2029	100.0	24.6	26.3	20.5	23.1	4.8	0.7
2030	100.0	24.9	26.5	20.4	22.8	4.7	0.7

14. 시도 및 가구원수별 가구(계속)

Households by Household Size(Cont'd)

단위 : 가구

Unit : household

[부산 Busan]

연도 Year	계 Total	가구원수 Number of household members					
		1인	2인	3인	4인	5인	6인 이상
2000	1,134,789	156,671	198,761	257,004	375,339	113,315	33,699
2001	1,151,623	170,302	211,590	262,323	368,325	107,675	31,408
2002	1,161,126	182,969	222,597	265,945	358,939	101,643	29,033
2003	1,167,417	195,567	233,196	268,343	348,104	95,485	26,722
2004	1,174,981	208,679	244,336	270,501	337,237	89,628	24,600
2005	1,184,449	222,084	255,938	272,770	326,808	84,180	22,669
2006	1,187,365	223,883	258,848	274,150	325,639	82,489	22,356
2007	1,197,393	226,532	263,747	276,951	327,106	81,709	21,348
2008	1,207,046	229,165	268,692	279,560	328,372	80,879	20,378
2009	1,215,702	231,688	273,548	281,827	329,239	79,961	19,439
2010	1,223,884	234,257	278,399	283,858	329,845	78,992	18,533
2011	1,231,611	236,818	283,121	285,734	330,285	77,992	17,661
2012	1,238,750	239,376	287,733	287,381	330,471	76,958	16,831
2013	1,245,206	242,022	292,266	288,718	330,310	75,863	16,027
2014	1,250,929	244,773	296,773	289,705	329,734	74,697	15,247
2015	1,255,879	247,637	301,316	290,297	328,688	73,454	14,487
2016	1,260,154	250,611	305,977	290,515	327,169	72,128	13,754
2017	1,263,606	253,604	310,757	290,326	325,151	70,726	13,042
2018	1,266,399	256,597	315,693	289,781	322,709	69,270	12,349
2019	1,268,247	259,479	320,652	288,854	319,830	67,761	11,671
2020	1,269,291	262,220	325,571	287,627	316,638	66,224	11,011
2021	1,269,606	264,821	330,358	286,128	313,204	64,712	10,383
2022	1,269,319	267,322	334,941	284,434	309,632	63,219	9,771
2023	1,268,371	269,706	339,226	282,582	305,953	61,735	9,169
2024	1,266,662	271,959	343,120	280,572	302,177	60,260	8,574
2025	1,264,126	274,094	346,568	278,397	298,293	58,789	7,985
2026	1,260,711	276,117	349,542	276,049	294,280	57,319	7,404
2027	1,256,288	278,016	352,006	273,494	290,097	55,841	6,834
2028	1,251,045	279,868	354,026	270,754	285,759	54,360	6,278
2029	1,245,048	281,726	355,601	267,804	281,194	52,875	5,848
2030	1,238,031	283,511	356,657	264,615	276,402	51,379	5,467

14. 시도 및 가구원수별 가구(계속)

Households by Household Size(Cont'd)

단위: %
Unit: %

[부산 Busan]

연도 Year	계 Total	가구원수 Number of household members					
		1인	2인	3인	4인	5인	6인 이상
2000	100.0	13.8	17.5	22.6	33.1	10.0	3.0
2001	100.0	14.8	18.4	22.8	32.0	9.3	2.7
2002	100.0	15.8	19.2	22.9	30.9	8.8	2.5
2003	100.0	16.8	20.0	23.0	29.8	8.2	2.3
2004	100.0	17.8	20.8	23.0	28.7	7.6	2.1
2005	100.0	18.7	21.6	23.0	27.6	7.1	1.9
2006	100.0	18.9	21.8	23.1	27.4	6.9	1.9
2007	100.0	18.9	22.0	23.1	27.3	6.8	1.8
2008	100.0	19.0	22.3	23.2	27.2	6.7	1.7
2009	100.0	19.1	22.5	23.2	27.1	6.6	1.6
2010	100.0	19.1	22.7	23.2	27.0	6.5	1.5
2011	100.0	19.2	23.0	23.2	26.8	6.3	1.4
2012	100.0	19.3	23.2	23.2	26.7	6.2	1.4
2013	100.0	19.4	23.5	23.2	26.5	6.1	1.3
2014	100.0	19.6	23.7	23.2	26.4	6.0	1.2
2015	100.0	19.7	24.0	23.1	26.2	5.8	1.2
2016	100.0	19.9	24.3	23.1	26.0	5.7	1.1
2017	100.0	20.1	24.6	23.0	25.7	5.6	1.0
2018	100.0	20.3	24.9	22.9	25.5	5.5	1.0
2019	100.0	20.5	25.3	22.8	25.2	5.3	0.9
2020	100.0	20.7	25.6	22.7	24.9	5.2	0.9
2021	100.0	20.9	26.0	22.5	24.7	5.1	0.8
2022	100.0	21.1	26.4	22.4	24.4	5.0	0.8
2023	100.0	21.3	26.7	22.3	24.1	4.9	0.7
2024	100.0	21.5	27.1	22.2	23.9	4.8	0.7
2025	100.0	21.7	27.4	22.0	23.6	4.7	0.6
2026	100.0	21.9	27.7	21.9	23.3	4.5	0.6
2027	100.0	22.1	28.0	21.8	23.1	4.4	0.5
2028	100.0	22.4	28.3	21.6	22.8	4.3	0.5
2029	100.0	22.6	28.6	21.5	22.6	4.2	0.5
2030	100.0	22.9	28.8	21.4	22.3	4.2	0.4

14. 시도 및 가구원수별 가구(계속)

Households by Household Size(Cont'd)

단위 : 가구

Unit : household

[대구 Daegu]

연도 Year	계 Total	가구원수 Number of household members					
		1인	2인	3인	4인	5인	6인 이상
2000	771,067	109,875	132,841	168,767	257,075	78,752	23,757
2001	784,869	118,201	140,303	172,665	255,658	75,795	22,247
2002	793,137	125,657	146,428	175,447	252,480	72,463	20,662
2003	801,847	133,408	152,782	178,132	249,128	69,214	19,183
2004	806,723	140,647	158,604	179,742	244,294	65,714	17,722
2005	809,612	147,379	164,051	180,820	238,810	62,218	16,334
2006	811,981	148,513	165,969	181,408	238,964	61,448	15,679
2007	818,012	150,057	168,725	182,764	240,162	61,188	15,116
2008	823,882	151,601	171,522	184,047	241,258	60,894	14,560
2009	829,104	153,073	174,258	185,139	242,097	60,532	14,005
2010	833,947	154,561	176,971	186,088	242,750	60,121	13,456
2011	838,796	156,095	179,659	187,028	243,387	59,704	12,923
2012	843,148	157,606	182,248	187,816	243,822	59,248	12,408
2013	847,188	159,199	184,812	188,453	244,070	58,749	11,905
2014	850,847	160,878	187,378	188,904	244,078	58,195	11,414
2015	854,129	162,657	189,993	189,146	243,819	57,582	10,932
2016	857,037	164,519	192,694	189,177	243,280	56,899	10,468
2017	859,573	166,428	195,505	188,997	242,471	56,158	10,014
2018	861,848	168,370	198,453	188,639	241,437	55,374	9,575
2019	863,680	170,276	201,457	188,085	240,170	54,545	9,147
2020	864,973	172,092	204,434	187,348	238,688	53,682	8,729
2021	865,919	173,844	207,361	186,474	237,073	52,832	8,335
2022	866,464	175,533	210,161	185,483	235,350	51,984	7,953
2023	866,726	177,180	212,814	184,430	233,584	51,139	7,579
2024	866,591	178,767	215,252	183,307	231,763	50,293	7,209
2025	866,050	180,311	217,451	182,114	229,884	49,445	6,845
2026	864,976	181,800	219,373	180,826	227,908	48,584	6,485
2027	863,324	183,233	221,007	179,430	225,812	47,708	6,134
2028	861,045	184,626	222,344	177,897	223,553	46,809	5,816
2029	858,399	186,061	223,442	176,257	221,150	45,896	5,593
2030	855,157	187,476	224,256	174,490	218,600	44,965	5,370

14. 시도 및 가구원수별 가구(계속)

Households by Household Size(Cont'd)

단위 : %
Unit : %

[대구 Daegu]

연도 Year	계 Total	가구원수 Number of household members					
		1인	2인	3인	4인	5인	6인 이상
2000	100.0	14.2	17.2	21.9	33.3	10.2	3.1
2001	100.0	15.1	17.9	22.0	32.6	9.7	2.8
2002	100.0	15.8	18.5	22.1	31.8	9.1	2.6
2003	100.0	16.6	19.1	22.2	31.1	8.6	2.4
2004	100.0	17.4	19.7	22.3	30.3	8.1	2.2
2005	100.0	18.2	20.3	22.3	29.5	7.7	2.0
2006	100.0	18.3	20.4	22.3	29.4	7.6	1.9
2007	100.0	18.3	20.6	22.3	29.4	7.5	1.8
2008	100.0	18.4	20.8	22.3	29.3	7.4	1.8
2009	100.0	18.5	21.0	22.3	29.2	7.3	1.7
2010	100.0	18.5	21.2	22.3	29.1	7.2	1.6
2011	100.0	18.6	21.4	22.3	29.0	7.1	1.5
2012	100.0	18.7	21.6	22.3	28.9	7.0	1.5
2013	100.0	18.8	21.8	22.2	28.8	6.9	1.4
2014	100.0	18.9	22.0	22.2	28.7	6.8	1.3
2015	100.0	19.0	22.2	22.1	28.5	6.7	1.3
2016	100.0	19.2	22.5	22.1	28.4	6.6	1.2
2017	100.0	19.4	22.7	22.0	28.2	6.5	1.2
2018	100.0	19.5	23.0	21.9	28.0	6.4	1.1
2019	100.0	19.7	23.3	21.8	27.8	6.3	1.1
2020	100.0	19.9	23.6	21.7	27.6	6.2	1.0
2021	100.0	20.1	23.9	21.5	27.4	6.1	1.0
2022	100.0	20.3	24.3	21.4	27.2	6.0	0.9
2023	100.0	20.4	24.6	21.3	27.0	5.9	0.9
2024	100.0	20.6	24.8	21.2	26.7	5.8	0.8
2025	100.0	20.8	25.1	21.0	26.5	5.7	0.8
2026	100.0	21.0	25.4	20.9	26.3	5.6	0.7
2027	100.0	21.2	25.6	20.8	26.2	5.5	0.7
2028	100.0	21.4	25.8	20.7	26.0	5.4	0.7
2029	100.0	21.7	26.0	20.5	25.8	5.3	0.7
2030	100.0	21.9	26.2	20.4	25.6	5.3	0.6

14. 시도 및 가구원수별 가구(계속)

Households by Household Size(Cont'd)

단위 : 가구

Unit : household

[인천 Incheon]

연도 Year	계 Total	가구원수 Number of household members					
		1인	2인	3인	4인	5인	6인 이상
2000	760,610	99,125	121,309	168,808	271,935	75,896	23,537
2001	776,166	107,659	129,303	172,860	269,787	74,077	22,480
2002	794,337	116,690	137,575	177,586	268,427	72,551	21,508
2003	806,640	125,238	145,132	180,793	264,671	70,405	20,401
2004	816,759	133,690	152,613	183,263	259,864	68,040	19,289
2005	830,613	142,771	160,977	186,457	256,075	66,014	18,319
2006	844,822	146,168	165,127	189,604	259,651	66,181	18,091
2007	862,816	149,722	170,150	193,550	264,574	66,872	17,948
2008	880,767	153,317	175,282	197,445	269,417	67,517	17,789
2009	898,054	156,863	180,403	201,139	273,973	68,070	17,606
2010	915,045	160,465	185,567	204,701	278,347	68,556	17,409
2011	931,645	164,068	190,672	208,158	282,562	68,986	17,199
2012	947,811	167,688	195,738	211,468	286,568	69,359	16,990
2013	963,567	171,411	200,810	214,589	290,327	69,657	16,773
2014	979,056	175,284	205,962	217,526	293,851	69,882	16,551
2015	994,274	179,326	211,251	220,247	297,103	70,024	16,323
2016	1,009,152	183,515	216,707	222,728	300,037	70,067	16,098
2017	1,023,647	187,805	222,356	224,955	302,645	70,016	15,870
2018	1,037,781	192,165	228,209	226,938	304,948	69,883	15,638
2019	1,051,571	196,564	234,233	228,703	306,985	69,681	15,405
2020	1,064,973	200,953	240,356	230,278	308,792	69,425	15,169
2021	1,077,976	205,318	246,497	231,662	310,384	69,162	14,953
2022	1,090,555	209,670	252,576	232,887	311,807	68,880	14,735
2023	1,102,643	213,991	258,516	233,977	313,085	68,568	14,506
2024	1,114,152	218,272	264,245	234,932	314,218	68,225	14,260
2025	1,124,941	222,508	269,697	235,728	315,173	67,843	13,992
2026	1,134,912	226,698	274,834	236,347	315,924	67,414	13,695
2027	1,143,952	230,833	279,621	236,762	316,431	66,930	13,375
2028	1,152,032	234,941	284,059	236,949	316,669	66,385	13,029
2029	1,159,154	239,059	288,152	236,895	316,627	65,779	12,642
2030	1,165,200	243,148	291,851	236,586	316,286	65,109	12,220

14. 시도 및 가구원수별 가구(계속)

Households by Household Size(Cont'd)

단위 : %
Unit : %

[인천 Incheon]

연도 Year	계 Total	가구원수 Number of household members					
		1인	2인	3인	4인	5인	6인 이상
2000	100.0	13.0	15.9	22.2	35.8	10.0	3.1
2001	100.0	13.9	16.7	22.3	34.8	9.5	2.9
2002	100.0	14.7	17.3	22.4	33.8	9.1	2.7
2003	100.0	15.5	18.0	22.4	32.8	8.7	2.5
2004	100.0	16.4	18.7	22.4	31.8	8.3	2.4
2005	100.0	17.2	19.4	22.4	30.8	7.9	2.2
2006	100.0	17.3	19.5	22.4	30.7	7.8	2.1
2007	100.0	17.4	19.7	22.4	30.7	7.8	2.1
2008	100.0	17.4	19.9	22.4	30.6	7.7	2.0
2009	100.0	17.5	20.1	22.4	30.5	7.6	2.0
2010	100.0	17.5	20.3	22.4	30.4	7.5	1.9
2011	100.0	17.6	20.5	22.3	30.3	7.4	1.8
2012	100.0	17.7	20.7	22.3	30.2	7.3	1.8
2013	100.0	17.8	20.8	22.3	30.1	7.2	1.7
2014	100.0	17.9	21.0	22.2	30.0	7.1	1.7
2015	100.0	18.0	21.2	22.2	29.9	7.0	1.6
2016	100.0	18.2	21.5	22.1	29.7	6.9	1.6
2017	100.0	18.3	21.7	22.0	29.6	6.8	1.6
2018	100.0	18.5	22.0	21.9	29.4	6.7	1.5
2019	100.0	18.7	22.3	21.7	29.2	6.6	1.5
2020	100.0	18.9	22.6	21.6	29.0	6.5	1.4
2021	100.0	19.0	22.9	21.5	28.8	6.4	1.4
2022	100.0	19.2	23.2	21.4	28.6	6.3	1.4
2023	100.0	19.4	23.4	21.2	28.4	6.2	1.3
2024	100.0	19.6	23.7	21.1	28.2	6.1	1.3
2025	100.0	19.8	24.0	21.0	28.0	6.0	1.2
2026	100.0	20.0	24.2	20.8	27.8	5.9	1.2
2027	100.0	20.2	24.4	20.7	27.7	5.9	1.2
2028	100.0	20.4	24.7	20.6	27.5	5.8	1.1
2029	100.0	20.6	24.9	20.4	27.3	5.7	1.1
2030	100.0	20.9	25.0	20.3	27.1	5.6	1.0

14. 시도 및 가구원수별 가구(계속)

Households by Household Size(Cont'd)

단위 : 가구

Unit : household

[광주 Gwangju]

연도 Year	계 Total	가구원수 Number of household members					
		1인	2인	3인	4인	5인	6인 이상
2000	418,812	61,890	73,620	82,865	133,832	51,597	15,008
2001	430,817	67,374	78,045	85,725	134,642	50,737	14,294
2002	440,912	72,634	81,944	88,280	134,848	49,673	13,533
2003	449,225	77,816	85,603	90,404	134,301	48,354	12,747
2004	455,671	82,817	89,022	92,058	133,007	46,813	11,954
2005	460,570	87,511	92,152	93,369	131,212	45,152	11,174
2006	466,890	89,206	94,215	94,691	132,685	45,175	10,918
2007	473,034	90,663	96,346	95,992	134,183	45,360	10,490
2008	478,976	92,102	98,484	97,228	135,586	45,503	10,073
2009	484,516	93,495	100,589	98,356	136,825	45,585	9,666
2010	489,770	94,887	102,673	99,392	137,934	45,617	9,267
2011	494,948	96,295	104,734	100,404	139,003	45,631	8,881
2012	499,851	97,695	106,748	101,335	139,951	45,609	8,513
2013	504,519	99,141	108,744	102,174	140,765	45,542	8,153
2014	508,892	100,631	110,734	102,894	141,411	45,420	7,802
2015	512,970	102,175	112,746	103,485	141,869	45,238	7,457
2016	516,830	103,779	114,818	103,958	142,157	44,996	7,122
2017	520,478	105,421	116,969	104,314	142,277	44,700	6,797
2018	523,856	107,069	119,186	104,545	142,225	44,353	6,478
2019	526,882	108,684	121,429	104,647	142,002	43,955	6,165
2020	529,582	110,249	123,667	104,643	141,644	43,521	5,858
2021	532,022	111,770	125,875	104,548	141,176	43,087	5,566
2022	534,245	113,263	128,023	104,389	140,640	42,649	5,281
2023	536,201	114,716	130,070	104,173	140,046	42,199	4,997
2024	537,941	116,144	132,004	103,918	139,416	41,742	4,717
2025	539,361	117,536	133,781	103,605	138,719	41,271	4,449
2026	540,514	118,912	135,392	103,229	137,920	40,781	4,280
2027	541,384	120,278	136,854	102,803	137,061	40,277	4,111
2028	541,989	121,654	138,177	102,321	136,140	39,757	3,940
2029	542,286	123,049	139,354	101,769	135,128	39,217	3,769
2030	542,288	124,460	140,382	101,154	134,038	38,659	3,595

14. 시도 및 가구원수별 가구(계속)

Households by Household Size(Cont'd)

단위 : %
Unit : %

[광주 Gwangju]

연도 Year	계 Total	가구원수 Number of household members					
		1인	2인	3인	4인	5인	6인 이상
2000	100.0	14.8	17.6	19.8	32.0	12.3	3.6
2001	100.0	15.6	18.1	19.9	31.3	11.8	3.3
2002	100.0	16.5	18.6	20.0	30.6	11.3	3.1
2003	100.0	17.3	19.1	20.1	29.9	10.8	2.8
2004	100.0	18.2	19.5	20.2	29.2	10.3	2.6
2005	100.0	19.0	20.0	20.3	28.5	9.8	2.4
2006	100.0	19.1	20.2	20.3	28.4	9.7	2.3
2007	100.0	19.2	20.4	20.3	28.4	9.6	2.2
2008	100.0	19.2	20.6	20.3	28.3	9.5	2.1
2009	100.0	19.3	20.8	20.3	28.2	9.4	2.0
2010	100.0	19.4	21.0	20.3	28.2	9.3	1.9
2011	100.0	19.5	21.2	20.3	28.1	9.2	1.8
2012	100.0	19.5	21.4	20.3	28.0	9.1	1.7
2013	100.0	19.7	21.6	20.3	27.9	9.0	1.6
2014	100.0	19.8	21.8	20.2	27.8	8.9	1.5
2015	100.0	19.9	22.0	20.2	27.7	8.8	1.5
2016	100.0	20.1	22.2	20.1	27.5	8.7	1.4
2017	100.0	20.3	22.5	20.0	27.3	8.6	1.3
2018	100.0	20.4	22.8	20.0	27.1	8.5	1.2
2019	100.0	20.6	23.0	19.9	27.0	8.3	1.2
2020	100.0	20.8	23.4	19.8	26.7	8.2	1.1
2021	100.0	21.0	23.7	19.7	26.5	8.1	1.0
2022	100.0	21.2	24.0	19.5	26.3	8.0	1.0
2023	100.0	21.4	24.3	19.4	26.1	7.9	0.9
2024	100.0	21.6	24.5	19.3	25.9	7.8	0.9
2025	100.0	21.8	24.8	19.2	25.7	7.7	0.8
2026	100.0	22.0	25.0	19.1	25.5	7.5	0.8
2027	100.0	22.2	25.3	19.0	25.3	7.4	0.8
2028	100.0	22.4	25.5	18.9	25.1	7.3	0.7
2029	100.0	22.7	25.7	18.8	24.9	7.2	0.7
2030	100.0	23.0	25.9	18.7	24.7	7.1	0.7

14. 시도 및 가구원수별 가구(계속)

Households by Household Size(Cont'd)

단위 : 가구

Unit : household

[대전 Daejeon]

연도 Year	계 Total	가구원수 Number of household members					
		1인	2인	3인	4인	5인	6인 이상
2000	418,123	63,576	70,652	85,495	137,631	45,861	14,908
2001	438,789	71,402	76,855	90,259	140,082	45,683	14,508
2002	451,255	78,195	81,519	93,386	139,731	44,605	13,819
2003	464,566	85,539	86,467	96,569	139,306	43,524	13,161
2004	473,374	92,379	90,723	98,671	137,229	41,971	12,401
2005	482,440	99,384	95,060	100,744	135,114	40,453	11,685
2006	490,799	101,720	97,473	102,444	136,931	40,571	11,660
2007	500,170	104,065	100,229	104,399	139,201	40,942	11,334
2008	509,433	106,421	103,024	106,306	141,387	41,279	11,016
2009	518,398	108,760	105,820	108,119	143,433	41,566	10,700
2010	527,151	111,129	108,625	109,850	145,349	41,810	10,388
2011	535,818	113,527	111,416	111,551	147,211	42,031	10,082
2012	544,257	115,943	114,181	113,175	148,949	42,220	9,789
2013	552,544	118,446	116,960	114,714	150,552	42,370	9,502
2014	560,721	121,063	119,788	116,162	152,008	42,480	9,220
2015	568,793	123,807	122,700	117,504	153,296	42,543	8,943
2016	576,698	126,659	125,709	118,722	154,386	42,549	8,673
2017	584,351	129,573	128,816	119,799	155,260	42,496	8,407
2018	591,737	132,522	132,021	120,732	155,930	42,390	8,142
2019	598,751	135,457	135,279	121,514	156,393	42,230	7,878
2020	605,353	138,340	138,541	122,156	156,675	42,025	7,616
2021	611,681	141,195	141,794	122,690	156,822	41,814	7,366
2022	617,733	144,029	144,992	123,134	156,866	41,592	7,120
2023	623,434	146,823	148,085	123,493	156,814	41,348	6,871
2024	628,821	149,589	151,050	123,787	156,689	41,088	6,618
2025	633,866	152,338	153,864	124,011	156,480	40,810	6,363
2026	638,506	155,065	156,504	124,154	156,172	40,509	6,102
2027	642,751	157,783	158,970	124,217	155,755	40,185	5,841
2028	646,635	160,526	161,275	124,196	155,222	39,836	5,580
2029	650,269	163,345	163,447	124,100	154,566	39,467	5,344
2030	653,570	166,214	165,440	123,909	153,748	39,071	5,188

14. 시도 및 가구원수별 가구(계속)

Households by Household Size(Cont'd)

단위 : %
Unit : %

[대전 Daejeon]

연도 Year	계 Total	가구원수 Number of household members					
		1인	2인	3인	4인	5인	6인 이상
2000	100.0	15.2	16.9	20.4	32.9	11.0	3.6
2001	100.0	16.3	17.5	20.6	31.9	10.4	3.3
2002	100.0	17.3	18.1	20.7	31.0	9.9	3.1
2003	100.0	18.4	18.6	20.8	30.0	9.4	2.8
2004	100.0	19.5	19.2	20.8	29.0	8.9	2.6
2005	100.0	20.6	19.7	20.9	28.0	8.4	2.4
2006	100.0	20.7	19.9	20.9	27.9	8.3	2.4
2007	100.0	20.8	20.0	20.9	27.8	8.2	2.3
2008	100.0	20.9	20.2	20.9	27.8	8.1	2.2
2009	100.0	21.0	20.4	20.9	27.7	8.0	2.1
2010	100.0	21.1	20.6	20.8	27.6	7.9	2.0
2011	100.0	21.2	20.8	20.8	27.5	7.8	1.9
2012	100.0	21.3	21.0	20.8	27.4	7.8	1.8
2013	100.0	21.4	21.2	20.8	27.2	7.7	1.7
2014	100.0	21.6	21.4	20.7	27.1	7.6	1.6
2015	100.0	21.8	21.6	20.7	27.0	7.5	1.6
2016	100.0	22.0	21.8	20.6	26.8	7.4	1.5
2017	100.0	22.2	22.0	20.5	26.6	7.3	1.4
2018	100.0	22.4	22.3	20.4	26.4	7.2	1.4
2019	100.0	22.6	22.6	20.3	26.1	7.1	1.3
2020	100.0	22.9	22.9	20.2	25.9	6.9	1.3
2021	100.0	23.1	23.2	20.1	25.6	6.8	1.2
2022	100.0	23.3	23.5	19.9	25.4	6.7	1.2
2023	100.0	23.6	23.8	19.8	25.2	6.6	1.1
2024	100.0	23.8	24.0	19.7	24.9	6.5	1.1
2025	100.0	24.0	24.3	19.6	24.7	6.4	1.0
2026	100.0	24.3	24.5	19.4	24.5	6.3	1.0
2027	100.0	24.5	24.7	19.3	24.2	6.3	0.9
2028	100.0	24.8	24.9	19.2	24.0	6.2	0.9
2029	100.0	25.1	25.1	19.1	23.8	6.1	0.8
2030	100.0	25.4	25.3	19.0	23.5	6.0	0.8

14. 시도 및 가구원수별 가구(계속)

Households by Household Size(Cont'd)

단위 : 가구

Unit : household

[울산 Ulsan]

연도 Year	계 Total	가구원수 Number of household members					
		1인	2인	3인	4인	5인	6인 이상
2000	312,972	43,517	46,980	66,587	119,847	28,936	7,105
2001	319,546	46,591	50,364	68,720	118,875	28,214	6,782
2002	326,584	49,701	53,799	71,024	118,029	27,556	6,475
2003	331,444	52,554	57,028	72,806	116,232	26,690	6,134
2004	337,083	55,567	60,567	74,692	114,557	25,876	5,824
2005	341,790	58,365	64,060	76,358	112,488	25,005	5,514
2006	343,105	59,501	65,761	76,889	111,216	24,425	5,313
2007	349,482	61,373	68,343	78,485	111,656	24,360	5,265
2008	355,892	63,190	70,897	80,051	112,195	24,333	5,226
2009	362,122	64,939	73,398	81,538	112,734	24,320	5,193
2010	368,147	66,642	75,847	82,938	113,245	24,312	5,163
2011	374,094	68,315	78,244	84,304	113,774	24,319	5,138
2012	379,876	69,959	80,589	85,604	114,274	24,330	5,120
2013	385,517	71,616	82,907	86,826	114,725	24,339	5,104
2014	391,061	73,308	85,233	87,970	115,117	24,342	5,091
2015	396,496	75,043	87,588	89,022	115,429	24,333	5,081
2016	401,869	76,830	90,007	89,991	115,656	24,309	5,076
2017	407,201	78,657	92,510	90,879	115,807	24,274	5,074
2018	412,490	80,513	95,104	91,688	115,882	24,228	5,075
2019	417,711	82,379	97,769	92,422	115,890	24,173	5,078
2020	422,861	84,239	100,480	93,096	115,849	24,114	5,083
2021	427,909	86,084	103,200	93,703	115,759	24,065	5,098
2022	432,860	87,921	105,898	94,260	115,645	24,021	5,115
2023	437,731	89,754	108,556	94,786	115,525	23,980	5,130
2024	442,378	91,557	111,116	95,257	115,373	23,934	5,141
2025	446,751	93,330	113,553	95,665	115,177	23,882	5,144
2026	450,750	95,059	115,834	95,989	114,918	23,815	5,135
2027	454,300	96,735	117,938	96,213	114,567	23,730	5,117
2028	457,369	98,366	119,859	96,322	114,115	23,622	5,085
2029	459,950	99,963	121,594	96,310	113,561	23,490	5,032
2030	462,104	101,535	123,153	96,195	112,921	23,339	4,961

14. 시도 및 가구원수별 가구(계속)

Households by Household Size(Cont'd)

단위: %
Unit: %

[울산 Ulsan]

연도 Year	계 Total	가구원수 Number of household members					
		1인	2인	3인	4인	5인	6인 이상
2000	100.0	13.9	15.0	21.3	38.3	9.2	2.3
2001	100.0	14.6	15.8	21.5	37.2	8.8	2.1
2002	100.0	15.2	16.5	21.7	36.1	8.4	2.0
2003	100.0	15.9	17.2	22.0	35.1	8.1	1.9
2004	100.0	16.5	18.0	22.2	34.0	7.7	1.7
2005	100.0	17.1	18.7	22.3	32.9	7.3	1.6
2006	100.0	17.3	19.2	22.4	32.4	7.1	1.5
2007	100.0	17.6	19.6	22.5	31.9	7.0	1.5
2008	100.0	17.8	19.9	22.5	31.5	6.8	1.5
2009	100.0	17.9	20.3	22.5	31.1	6.7	1.4
2010	100.0	18.1	20.6	22.5	30.8	6.6	1.4
2011	100.0	18.3	20.9	22.5	30.4	6.5	1.4
2012	100.0	18.4	21.2	22.5	30.1	6.4	1.3
2013	100.0	18.6	21.5	22.5	29.8	6.3	1.3
2014	100.0	18.7	21.8	22.5	29.4	6.2	1.3
2015	100.0	18.9	22.1	22.5	29.1	6.1	1.3
2016	100.0	19.1	22.4	22.4	28.8	6.0	1.3
2017	100.0	19.3	22.7	22.3	28.4	6.0	1.2
2018	100.0	19.5	23.1	22.2	28.1	5.9	1.2
2019	100.0	19.7	23.4	22.1	27.7	5.8	1.2
2020	100.0	19.9	23.8	22.0	27.4	5.7	1.2
2021	100.0	20.1	24.1	21.9	27.1	5.6	1.2
2022	100.0	20.3	24.5	21.8	26.7	5.5	1.2
2023	100.0	20.5	24.8	21.7	26.4	5.5	1.2
2024	100.0	20.7	25.1	21.5	26.1	5.4	1.2
2025	100.0	20.9	25.4	21.4	25.8	5.3	1.2
2026	100.0	21.1	25.7	21.3	25.5	5.3	1.1
2027	100.0	21.3	26.0	21.2	25.2	5.2	1.1
2028	100.0	21.5	26.2	21.1	25.0	5.2	1.1
2029	100.0	21.7	26.4	20.9	24.7	5.1	1.1
2030	100.0	22.0	26.7	20.8	24.4	5.1	1.1

14. 시도 및 가구원수별 가구(계속)

Households by Household Size(Cont'd)

단위 : 가구

[경기 Gyeonggi]

Unit : household

연도 Year	계 Total	가구원수 Number of household members					
		1인	2인	3인	4인	5인	6인 이상
2000	2,687,564	340,837	440,439	580,299	950,858	281,267	93,864
2001	2,814,497	380,605	479,312	608,709	971,309	282,277	92,285
2002	2,969,812	426,188	523,160	643,661	999,841	285,629	91,333
2003	3,117,075	473,775	567,623	676,204	1,022,518	287,107	89,848
2004	3,233,145	519,253	608,490	701,099	1,032,096	284,869	87,338
2005	3,342,398	565,053	649,381	724,101	1,037,611	281,629	84,623
2006	3,436,678	584,122	672,831	744,396	1,064,071	286,264	84,994
2007	3,550,049	604,629	700,777	768,481	1,097,138	293,477	85,547
2008	3,663,101	625,278	729,251	792,297	1,129,863	300,452	85,960
2009	3,773,106	645,690	757,738	815,210	1,161,302	306,962	86,204
2010	3,880,724	666,152	786,287	837,301	1,191,620	313,053	86,311
2011	3,985,289	686,394	814,405	858,626	1,220,839	318,745	86,280
2012	4,086,664	706,497	842,181	879,019	1,248,740	324,042	86,185
2013	4,184,929	726,818	869,794	898,301	1,275,179	328,853	85,984
2014	4,280,776	747,590	897,582	916,501	1,300,212	333,191	85,700
2015	4,374,335	768,922	925,817	933,513	1,323,731	337,021	85,331
2016	4,465,587	790,775	954,706	949,283	1,345,615	340,278	84,930
2017	4,554,794	813,041	984,464	963,846	1,365,952	343,011	84,480
2018	4,642,029	835,592	1,015,146	977,224	1,384,825	345,271	83,971
2019	4,727,323	858,284	1,046,603	989,522	1,402,371	347,122	83,421
2020	4,810,352	880,884	1,078,491	1,000,821	1,418,717	348,616	82,823
2021	4,891,125	903,338	1,110,469	1,011,141	1,433,870	350,004	82,303
2022	4,970,032	925,784	1,142,280	1,020,713	1,448,242	351,254	81,759
2023	5,046,481	948,094	1,173,513	1,029,589	1,461,871	352,296	81,118
2024	5,120,326	970,271	1,203,890	1,037,823	1,474,833	353,145	80,364
2025	5,191,055	992,334	1,233,140	1,045,336	1,487,018	353,757	79,470
2026	5,257,980	1,014,224	1,261,025	1,052,001	1,498,267	354,084	78,379
2027	5,320,872	1,035,972	1,287,453	1,057,760	1,508,453	354,096	77,138
2028	5,378,910	1,057,576	1,312,250	1,062,377	1,517,276	353,718	75,713
2029	5,432,174	1,079,215	1,335,448	1,065,799	1,524,772	352,944	73,996
2030	5,480,484	1,100,808	1,356,906	1,068,041	1,530,871	351,792	72,066

14. 시도 및 가구원수별 가구(계속)

Households by Household Size(Cont'd)

단위 : %

Unit : %

[경기 Gyeonggi]

연도 Year	계 Total	가구원수 Number of household members					
		1인	2인	3인	4인	5인	6인 이상
2000	100.0	12.7	16.4	21.6	35.4	10.5	3.5
2001	100.0	13.5	17.0	21.6	34.5	10.0	3.3
2002	100.0	14.4	17.6	21.7	33.7	9.6	3.1
2003	100.0	15.2	18.2	21.7	32.8	9.2	2.9
2004	100.0	16.1	18.8	21.7	31.9	8.8	2.7
2005	100.0	16.9	19.4	21.7	31.0	8.4	2.5
2006	100.0	17.0	19.6	21.7	31.0	8.3	2.5
2007	100.0	17.0	19.7	21.6	30.9	8.3	2.4
2008	100.0	17.1	19.9	21.6	30.8	8.2	2.3
2009	100.0	17.1	20.1	21.6	30.8	8.1	2.3
2010	100.0	17.2	20.3	21.6	30.7	8.1	2.2
2011	100.0	17.2	20.4	21.5	30.6	8.0	2.2
2012	100.0	17.3	20.6	21.5	30.6	7.9	2.1
2013	100.0	17.4	20.8	21.5	30.5	7.9	2.1
2014	100.0	17.5	21.0	21.4	30.4	7.8	2.0
2015	100.0	17.6	21.2	21.3	30.3	7.7	2.0
2016	100.0	17.7	21.4	21.3	30.1	7.6	1.9
2017	100.0	17.9	21.6	21.2	30.0	7.5	1.9
2018	100.0	18.0	21.9	21.1	29.8	7.4	1.8
2019	100.0	18.2	22.1	20.9	29.7	7.3	1.8
2020	100.0	18.3	22.4	20.8	29.5	7.2	1.7
2021	100.0	18.5	22.7	20.7	29.3	7.2	1.7
2022	100.0	18.6	23.0	20.5	29.1	7.1	1.6
2023	100.0	18.8	23.3	20.4	29.0	7.0	1.6
2024	100.0	18.9	23.5	20.3	28.8	6.9	1.6
2025	100.0	19.1	23.8	20.1	28.6	6.8	1.5
2026	100.0	19.3	24.0	20.0	28.5	6.7	1.5
2027	100.0	19.5	24.2	19.9	28.3	6.7	1.4
2028	100.0	19.7	24.4	19.8	28.2	6.6	1.4
2029	100.0	19.9	24.6	19.6	28.1	6.5	1.4
2030	100.0	20.1	24.8	19.5	27.9	6.4	1.3

14. 시도 및 가구원수별 가구(계속)

Households by Household Size(Cont'd)

단위 : 가구

Unit : household

[강원 Gangwon]

연도 Year	계 Total	가구원수 Number of household members					
		1인	2인	3인	4인	5인	6인 이상
2000	497,374	93,668	118,041	101,357	122,734	42,602	18,972
2001	506,811	100,377	123,665	102,387	121,112	41,390	17,880
2002	513,492	106,452	128,233	102,891	119,168	40,010	16,738
2003	518,125	112,224	132,344	102,855	116,640	38,469	15,593
2004	523,655	118,239	136,791	102,858	114,210	37,007	14,550
2005	528,482	123,943	141,033	102,667	111,736	35,543	13,560
2006	529,822	125,048	142,628	102,844	111,047	35,022	13,233
2007	532,485	126,111	144,681	103,270	110,843	34,730	12,850
2008	535,213	127,215	146,809	103,685	110,598	34,433	12,473
2009	537,724	128,307	148,936	104,031	110,239	34,112	12,099
2010	540,072	129,431	151,061	104,312	109,770	33,772	11,726
2011	542,282	130,562	153,121	104,559	109,257	33,422	11,361
2012	544,242	131,688	155,112	104,734	108,642	33,056	11,010
2013	546,026	132,890	157,085	104,830	107,886	32,671	10,664
2014	547,582	134,167	159,060	104,826	106,946	32,258	10,325
2015	548,957	135,540	161,090	104,718	105,799	31,819	9,991
2016	550,127	136,992	163,200	104,499	104,421	31,346	9,669
2017	550,927	138,446	165,359	104,141	102,795	30,836	9,350
2018	551,360	139,877	167,566	103,649	100,937	30,295	9,036
2019	551,353	141,234	169,765	103,022	98,882	29,725	8,725
2020	550,947	142,497	171,915	102,288	96,693	29,137	8,417
2021	550,171	143,664	173,966	101,455	94,406	28,553	8,127
2022	549,196	144,788	175,916	100,572	92,100	27,976	7,844
2023	547,904	145,835	177,687	99,636	89,786	27,399	7,561
2024	546,391	146,834	179,277	98,671	87,504	26,827	7,278
2025	544,530	147,767	180,628	97,657	85,234	26,253	6,991
2026	542,314	148,642	181,730	96,593	82,973	25,677	6,699
2027	539,734	149,463	182,583	95,477	80,711	25,096	6,404
2028	537,007	150,312	183,268	94,337	78,460	24,519	6,111
2029	534,132	151,210	183,795	93,169	76,202	23,945	5,811
2030	531,033	152,128	184,130	91,963	73,929	23,371	5,512

14. 시도 및 가구원수별 가구(계속)

Households by Household Size(Cont'd)

단위 : %

Unit : %

[강원 Gangwon]

연도 Year	계 Total	가구원수 Number of household members					
		1인	2인	3인	4인	5인	6인 이상
2000	100.0	18.8	23.7	20.4	24.7	8.6	3.8
2001	100.0	19.8	24.4	20.2	23.9	8.2	3.5
2002	100.0	20.7	25.0	20.0	23.2	7.8	3.3
2003	100.0	21.7	25.5	19.9	22.5	7.4	3.0
2004	100.0	22.6	26.1	19.6	21.8	7.1	2.8
2005	100.0	23.5	26.7	19.4	21.1	6.7	2.6
2006	100.0	23.6	26.9	19.4	21.0	6.6	2.5
2007	100.0	23.7	27.2	19.4	20.8	6.5	2.4
2008	100.0	23.8	27.4	19.4	20.7	6.4	2.3
2009	100.0	23.9	27.7	19.3	20.5	6.3	2.3
2010	100.0	24.0	28.0	19.3	20.3	6.3	2.2
2011	100.0	24.1	28.2	19.3	20.1	6.2	2.1
2012	100.0	24.2	28.5	19.2	20.0	6.1	2.0
2013	100.0	24.3	28.8	19.2	19.8	6.0	2.0
2014	100.0	24.5	29.0	19.1	19.5	5.9	1.9
2015	100.0	24.7	29.3	19.1	19.3	5.8	1.8
2016	100.0	24.9	29.7	19.0	19.0	5.7	1.8
2017	100.0	25.1	30.0	18.9	18.7	5.6	1.7
2018	100.0	25.4	30.4	18.8	18.3	5.5	1.6
2019	100.0	25.6	30.8	18.7	17.9	5.4	1.6
2020	100.0	25.9	31.2	18.6	17.6	5.3	1.5
2021	100.0	26.1	31.6	18.4	17.2	5.2	1.5
2022	100.0	26.4	32.0	18.3	16.8	5.1	1.4
2023	100.0	26.6	32.4	18.2	16.4	5.0	1.4
2024	100.0	26.9	32.8	18.1	16.0	4.9	1.3
2025	100.0	27.1	33.2	17.9	15.7	4.8	1.3
2026	100.0	27.4	33.5	17.8	15.3	4.7	1.2
2027	100.0	27.7	33.8	17.7	15.0	4.6	1.2
2028	100.0	28.0	34.1	17.6	14.6	4.6	1.1
2029	100.0	28.3	34.4	17.4	14.3	4.5	1.1
2030	100.0	28.6	34.7	17.3	13.9	4.4	1.0

14. 시도 및 가구원수별 가구(계속)

Households by Household Size(Cont'd)

단위 : 가구

Unit : household

[충북 Chungbuk]

연도 Year	계 Total	가구원수 Number of household members					
		1인	2인	3인	4인	5인	6인 이상
2000	464,187	79,459	103,564	90,389	124,706	45,940	20,129
2001	479,680	87,472	110,027	93,093	125,098	45,072	18,918
2002	487,205	94,177	114,322	94,243	123,532	43,476	17,455
2003	493,165	100,837	118,262	94,937	121,370	41,723	16,036
2004	500,384	107,953	122,562	95,705	119,324	40,077	14,763
2005	506,992	114,954	126,655	96,262	117,130	38,419	13,572
2006	510,664	116,396	128,642	96,920	117,558	38,170	12,978
2007	515,762	118,013	131,034	97,799	118,209	38,159	12,548
2008	520,898	119,670	133,492	98,661	118,812	38,133	12,130
2009	525,858	121,330	135,964	99,460	119,304	38,079	11,721
2010	530,771	123,054	138,469	100,214	119,705	38,003	11,326
2011	535,589	124,801	140,932	100,940	120,061	37,912	10,943
2012	540,164	126,554	143,339	101,594	120,297	37,798	10,582
2013	544,623	128,401	145,750	102,178	120,404	37,656	10,234
2014	548,952	130,355	148,197	102,677	120,338	37,483	9,902
2015	553,152	132,427	150,718	103,081	120,069	37,275	9,582
2016	557,058	134,568	153,298	103,354	119,548	37,013	9,277
2017	560,620	136,734	155,945	103,490	118,768	36,700	8,983
2018	563,831	138,896	158,655	103,489	117,749	36,343	8,699
2019	566,707	141,030	161,403	103,370	116,530	35,948	8,426
2020	569,072	143,061	164,091	103,116	115,128	35,516	8,160
2021	571,087	145,019	166,709	102,763	113,601	35,080	7,915
2022	572,983	146,972	169,272	102,367	112,038	34,651	7,683
2023	574,650	148,890	171,710	101,927	110,449	34,216	7,458
2024	576,022	150,761	173,970	101,440	108,842	33,775	7,234
2025	577,124	152,605	176,043	100,912	107,226	33,327	7,011
2026	577,925	154,428	177,913	100,338	105,586	32,871	6,789
2027	578,491	156,256	179,601	99,728	103,930	32,409	6,567
2028	578,957	158,150	181,158	99,097	102,258	31,945	6,349
2029	579,099	160,073	182,522	98,399	100,513	31,466	6,126
2030	578,927	162,020	183,687	97,642	98,703	30,973	5,902

14. 시도 및 가구원수별 가구(계속)

Households by Household Size(Cont'd)

단위 : %
Unit : %

[충북 Chungbuk]

연도 Year	계 Total	가구원수 Number of household members					
		1인	2인	3인	4인	5인	6인 이상
2000	100.0	17.1	22.3	19.5	26.9	9.9	4.3
2001	100.0	18.2	22.9	19.4	26.1	9.4	3.9
2002	100.0	19.3	23.5	19.3	25.4	8.9	3.6
2003	100.0	20.4	24.0	19.3	24.6	8.5	3.3
2004	100.0	21.6	24.5	19.1	23.8	8.0	3.0
2005	100.0	22.7	25.0	19.0	23.1	7.6	2.7
2006	100.0	22.8	25.2	19.0	23.0	7.5	2.5
2007	100.0	22.9	25.4	19.0	22.9	7.4	2.4
2008	100.0	23.0	25.6	18.9	22.8	7.3	2.3
2009	100.0	23.1	25.9	18.9	22.7	7.2	2.2
2010	100.0	23.2	26.1	18.9	22.6	7.2	2.1
2011	100.0	23.3	26.3	18.8	22.4	7.1	2.0
2012	100.0	23.4	26.5	18.8	22.3	7.0	2.0
2013	100.0	23.6	26.8	18.8	22.1	6.9	1.9
2014	100.0	23.7	27.0	18.7	21.9	6.8	1.8
2015	100.0	23.9	27.2	18.6	21.7	6.7	1.7
2016	100.0	24.2	27.5	18.6	21.5	6.6	1.7
2017	100.0	24.4	27.8	18.5	21.2	6.5	1.6
2018	100.0	24.6	28.1	18.4	20.9	6.4	1.5
2019	100.0	24.9	28.5	18.2	20.6	6.3	1.5
2020	100.0	25.1	28.8	18.1	20.2	6.2	1.4
2021	100.0	25.4	29.2	18.0	19.9	6.1	1.4
2022	100.0	25.7	29.5	17.9	19.6	6.0	1.3
2023	100.0	25.9	29.9	17.7	19.2	6.0	1.3
2024	100.0	26.2	30.2	17.6	18.9	5.9	1.3
2025	100.0	26.4	30.5	17.5	18.6	5.8	1.2
2026	100.0	26.7	30.8	17.4	18.3	5.7	1.2
2027	100.0	27.0	31.0	17.2	18.0	5.6	1.1
2028	100.0	27.3	31.3	17.1	17.7	5.5	1.1
2029	100.0	27.6	31.5	17.0	17.4	5.4	1.1
2030	100.0	28.0	31.7	16.9	17.0	5.4	1.0

14. 시도 및 가구원수별 가구(계속)

Households by Household Size(Cont'd)

단위 : 가구

Unit : household

[충남 Chungnam]

연도 Year	계 Total	가구원수 Number of household members					
		1인	2인	3인	4인	5인	6인 이상
2000	609,844	104,933	152,943	117,122	148,868	58,870	27,108
2001	617,821	113,120	159,196	117,783	146,412	56,289	25,021
2002	628,822	121,868	165,653	119,011	145,033	54,087	23,170
2003	638,760	130,715	171,862	119,833	143,177	51,783	21,390
2004	651,051	140,277	178,816	120,871	141,609	49,672	19,806
2005	664,429	150,085	186,023	121,975	140,302	47,682	18,362
2006	671,853	152,484	189,578	123,230	141,174	47,378	18,009
2007	681,897	155,384	194,077	124,982	142,560	47,448	17,446
2008	692,015	158,351	198,696	126,715	143,871	47,497	16,885
2009	701,933	161,340	203,364	128,372	145,026	47,506	16,325
2010	711,711	164,407	208,075	129,955	146,030	47,477	15,767
2011	721,407	167,527	212,753	131,508	146,975	47,428	15,216
2012	730,821	170,675	217,376	132,972	147,773	47,346	14,679
2013	739,947	173,931	221,984	134,319	148,347	47,218	14,148
2014	748,925	177,351	226,670	135,558	148,674	47,048	13,624
2015	757,746	180,951	231,493	136,669	148,695	46,830	13,108
2016	766,331	184,699	236,476	137,632	148,370	46,550	12,604
2017	774,474	188,507	241,590	138,412	147,656	46,205	12,104
2018	782,315	192,372	246,884	139,036	146,604	45,809	11,610
2019	789,892	196,267	252,325	139,526	145,276	45,374	11,124
2020	797,032	200,108	257,788	139,877	143,713	44,902	10,644
2021	803,691	203,872	263,174	140,083	141,956	44,423	10,183
2022	810,081	207,624	268,469	140,204	140,112	43,940	9,732
2023	816,215	211,366	273,616	140,266	138,233	43,452	9,282
2024	822,086	215,102	278,559	140,278	136,355	42,959	8,833
2025	827,742	218,870	283,287	140,253	134,485	42,463	8,384
2026	832,939	222,623	287,703	140,148	132,581	41,951	7,933
2027	837,754	226,397	291,833	139,976	130,634	41,426	7,488
2028	842,386	230,282	295,757	139,757	128,647	40,893	7,050
2029	846,650	234,265	299,422	139,451	126,549	40,342	6,621
2030	850,636	238,362	302,842	139,079	124,362	39,780	6,211

14. 시도 및 가구원수별 가구(계속)

Households by Household Size(Cont'd)

단위 : %
Unit : %

[충남 Chungnam]

연도 Year	계 Total	가구원수 Number of household members					
		1인	2인	3인	4인	5인	6인 이상
2000	100.0	17.2	25.1	19.2	24.4	9.7	4.4
2001	100.0	18.3	25.8	19.1	23.7	9.1	4.0
2002	100.0	19.4	26.3	18.9	23.1	8.6	3.7
2003	100.0	20.5	26.9	18.8	22.4	8.1	3.3
2004	100.0	21.5	27.5	18.6	21.8	7.6	3.0
2005	100.0	22.6	28.0	18.4	21.1	7.2	2.8
2006	100.0	22.7	28.2	18.3	21.0	7.1	2.7
2007	100.0	22.8	28.5	18.3	20.9	7.0	2.6
2008	100.0	22.9	28.7	18.3	20.8	6.9	2.4
2009	100.0	23.0	29.0	18.3	20.7	6.8	2.3
2010	100.0	23.1	29.2	18.3	20.5	6.7	2.2
2011	100.0	23.2	29.5	18.2	20.4	6.6	2.1
2012	100.0	23.4	29.7	18.2	20.2	6.5	2.0
2013	100.0	23.5	30.0	18.2	20.0	6.4	1.9
2014	100.0	23.7	30.3	18.1	19.9	6.3	1.8
2015	100.0	23.9	30.6	18.0	19.6	6.2	1.7
2016	100.0	24.1	30.9	18.0	19.4	6.1	1.6
2017	100.0	24.3	31.2	17.9	19.1	6.0	1.6
2018	100.0	24.6	31.6	17.8	18.7	5.9	1.5
2019	100.0	24.8	31.9	17.7	18.4	5.7	1.4
2020	100.0	25.1	32.3	17.5	18.0	5.6	1.3
2021	100.0	25.4	32.7	17.4	17.7	5.5	1.3
2022	100.0	25.6	33.1	17.3	17.3	5.4	1.2
2023	100.0	25.9	33.5	17.2	16.9	5.3	1.1
2024	100.0	26.2	33.9	17.1	16.6	5.2	1.1
2025	100.0	26.4	34.2	16.9	16.2	5.1	1.0
2026	100.0	26.7	34.5	16.8	15.9	5.0	1.0
2027	100.0	27.0	34.8	16.7	15.6	4.9	0.9
2028	100.0	27.3	35.1	16.6	15.3	4.9	0.8
2029	100.0	27.7	35.4	16.5	14.9	4.8	0.8
2030	100.0	28.0	35.6	16.4	14.6	4.7	0.7

14. 시도 및 가구원수별 가구(계속)

Households by Household Size(Cont'd)

단위 : 가구

Unit : household

[전북 Jeonbuk]

연도 Year	계 Total	가구원수 Number of household members					
		1인	2인	3인	4인	5인	6인 이상
2000	614,084	107,178	143,930	115,039	155,604	66,322	26,011
2001	620,600	114,254	149,856	116,118	152,686	63,447	24,239
2002	625,012	120,799	154,749	116,837	149,627	60,516	22,484
2003	627,071	126,993	159,071	116,961	145,865	57,419	20,762
2004	628,189	132,999	163,220	116,744	141,757	54,330	19,139
2005	629,032	138,712	167,198	116,405	137,711	51,367	17,639
2006	626,888	138,826	167,748	116,800	136,205	50,332	16,977
2007	626,113	139,103	169,029	116,666	135,359	49,697	16,259
2008	625,590	139,461	170,424	116,546	134,518	49,075	15,566
2009	624,921	139,825	171,827	116,364	133,578	48,433	14,894
2010	624,311	140,275	173,275	116,151	132,578	47,787	14,245
2011	623,668	140,756	174,665	115,920	131,570	47,141	13,616
2012	622,808	141,243	175,978	115,620	130,465	46,483	13,019
2013	621,912	141,841	177,299	115,262	129,255	45,813	12,442
2014	620,866	142,537	178,636	114,812	127,879	45,117	11,885
2015	619,606	143,326	180,016	114,246	126,288	44,386	11,344
2016	618,261	144,222	181,507	113,588	124,494	43,622	10,828
2017	616,661	145,149	183,083	112,808	122,473	42,821	10,327
2018	614,883	146,095	184,762	111,926	120,261	41,996	9,843
2019	612,869	147,016	186,491	110,947	117,890	41,150	9,375
2020	610,601	147,877	188,206	109,888	115,415	40,293	8,922
2021	608,155	148,686	189,868	108,765	112,882	39,458	8,496
2022	605,640	149,482	191,453	107,618	110,355	38,644	8,088
2023	603,029	150,255	192,912	106,458	107,872	37,844	7,688
2024	600,258	150,995	194,191	105,283	105,437	37,056	7,296
2025	597,398	151,736	195,297	104,107	103,062	36,284	6,912
2026	594,274	152,446	196,169	102,900	100,713	35,513	6,533
2027	590,894	153,135	196,815	101,660	98,379	34,744	6,161
2028	587,517	153,893	197,331	100,423	96,081	33,987	5,802
2029	584,036	154,714	197,692	99,165	93,777	33,236	5,452
2030	580,404	155,579	197,878	97,881	91,459	32,488	5,119

14. 시도 및 가구원수별 가구(계속)

Households by Household Size(Cont'd)

단위: %
Unit: %

[전북 Jeonbuk]

연도 Year	계 Total	가구원수 Number of household members					
		1인	2인	3인	4인	5인	6인 이상
2000	100.0	17.5	23.4	18.7	25.3	10.8	4.2
2001	100.0	18.4	24.1	18.7	24.6	10.2	3.9
2002	100.0	19.3	24.8	18.7	23.9	9.7	3.6
2003	100.0	20.3	25.4	18.7	23.3	9.2	3.3
2004	100.0	21.2	26.0	18.6	22.6	8.6	3.0
2005	100.0	22.1	26.6	18.5	21.9	8.2	2.8
2006	100.0	22.1	26.8	18.6	21.7	8.0	2.7
2007	100.0	22.2	27.0	18.6	21.6	7.9	2.6
2008	100.0	22.3	27.2	18.6	21.5	7.8	2.5
2009	100.0	22.4	27.5	18.6	21.4	7.8	2.4
2010	100.0	22.5	27.8	18.6	21.2	7.7	2.3
2011	100.0	22.6	28.0	18.6	21.1	7.6	2.2
2012	100.0	22.7	28.3	18.6	20.9	7.5	2.1
2013	100.0	22.8	28.5	18.5	20.8	7.4	2.0
2014	100.0	23.0	28.8	18.5	20.6	7.3	1.9
2015	100.0	23.1	29.1	18.4	20.4	7.2	1.8
2016	100.0	23.3	29.4	18.4	20.1	7.1	1.8
2017	100.0	23.5	29.7	18.3	19.9	6.9	1.7
2018	100.0	23.8	30.0	18.2	19.6	6.8	1.6
2019	100.0	24.0	30.4	18.1	19.2	6.7	1.5
2020	100.0	24.2	30.8	18.0	18.9	6.6	1.5
2021	100.0	24.4	31.2	17.9	18.6	6.5	1.4
2022	100.0	24.7	31.6	17.8	18.2	6.4	1.3
2023	100.0	24.9	32.0	17.7	17.9	6.3	1.3
2024	100.0	25.2	32.4	17.5	17.6	6.2	1.2
2025	100.0	25.4	32.7	17.4	17.3	6.1	1.2
2026	100.0	25.7	33.0	17.3	16.9	6.0	1.1
2027	100.0	25.9	33.3	17.2	16.6	5.9	1.0
2028	100.0	26.2	33.6	17.1	16.4	5.8	1.0
2029	100.0	26.5	33.8	17.0	16.1	5.7	0.9
2030	100.0	26.8	34.1	16.9	15.8	5.6	0.9

14. 시도 및 가구원수별 가구(계속)

Households by Household Size(Cont'd)

단위 : 가구

Unit : household

[전남 Jeonnam]

연도 Year	계 Total	가구원수 Number of household members					
		1인	2인	3인	4인	5인	6인 이상
2000	669,724	132,105	177,141	118,659	148,786	66,458	26,575
2001	670,081	139,057	182,413	117,486	143,820	62,910	24,395
2002	670,468	145,665	186,950	116,361	139,542	59,582	22,368
2003	670,874	152,279	191,449	115,093	135,210	56,347	20,496
2004	671,275	158,808	195,989	113,674	130,808	53,220	18,776
2005	671,618	164,968	200,369	112,191	126,643	50,242	17,205
2006	666,674	164,425	200,529	111,258	124,930	49,199	16,333
2007	664,152	164,273	201,448	110,678	123,554	48,522	15,677
2008	661,821	164,197	202,470	110,109	122,153	47,852	15,040
2009	659,294	164,117	203,479	109,481	120,635	47,162	14,420
2010	656,511	164,057	204,433	108,780	118,978	46,447	13,816
2011	653,499	163,980	205,244	108,037	117,287	45,720	13,231
2012	650,092	163,863	205,898	107,208	115,478	44,972	12,673
2013	646,488	163,831	206,497	106,305	113,515	44,203	12,137
2014	642,609	163,874	207,060	105,306	111,342	43,405	11,622
2015	638,526	164,018	207,660	104,211	108,936	42,576	11,125
2016	634,287	164,256	208,350	103,028	106,283	41,715	10,655
2017	629,994	164,572	209,184	101,777	103,417	40,836	10,208
2018	625,467	164,884	210,097	100,434	100,341	39,932	9,779
2019	620,769	165,172	211,067	99,025	97,118	39,017	9,370
2020	615,889	165,400	212,025	97,566	93,822	38,098	8,978
2021	610,811	165,553	212,893	96,057	90,488	37,203	8,617
2022	605,656	165,676	213,649	94,535	87,192	36,330	8,274
2023	600,607	165,815	214,313	93,044	84,006	35,485	7,944
2024	595,537	165,944	214,807	91,569	80,932	34,662	7,623
2025	590,303	166,041	215,064	90,091	77,949	33,850	7,308
2026	584,933	166,126	215,092	88,613	75,057	33,050	6,995
2027	579,462	166,219	214,912	87,139	72,243	32,261	6,688
2028	574,003	166,377	214,582	85,676	69,495	31,486	6,387
2029	568,482	166,602	214,087	84,209	66,780	30,720	6,084
2030	562,865	166,874	213,409	82,735	64,105	29,961	5,781

14. 시도 및 가구원수별 가구(계속)

Households by Household Size(Cont'd)

단위: %

Unit: %

[전남 Jeonnam]

연도 Year	계 Total	가구원수 Number of household members					
		1인	2인	3인	4인	5인	6인 이상
2000	100.0	19.7	26.4	17.7	22.2	9.9	4.0
2001	100.0	20.8	27.2	17.5	21.5	9.4	3.6
2002	100.0	21.7	27.9	17.4	20.8	8.9	3.3
2003	100.0	22.7	28.5	17.2	20.2	8.4	3.1
2004	100.0	23.7	29.2	16.9	19.5	7.9	2.8
2005	100.0	24.6	29.8	16.7	18.9	7.5	2.6
2006	100.0	24.7	30.1	16.7	18.7	7.4	2.4
2007	100.0	24.7	30.3	16.7	18.6	7.3	2.4
2008	100.0	24.8	30.6	16.6	18.5	7.2	2.3
2009	100.0	24.9	30.9	16.6	18.3	7.2	2.2
2010	100.0	25.0	31.1	16.6	18.1	7.1	2.1
2011	100.0	25.1	31.4	16.5	17.9	7.0	2.0
2012	100.0	25.2	31.7	16.5	17.8	6.9	1.9
2013	100.0	25.3	31.9	16.4	17.6	6.8	1.9
2014	100.0	25.5	32.2	16.4	17.3	6.8	1.8
2015	100.0	25.7	32.5	16.3	17.1	6.7	1.7
2016	100.0	25.9	32.8	16.2	16.8	6.6	1.7
2017	100.0	26.1	33.2	16.2	16.4	6.5	1.6
2018	100.0	26.4	33.6	16.1	16.0	6.4	1.6
2019	100.0	26.6	34.0	16.0	15.6	6.3	1.5
2020	100.0	26.9	34.4	15.8	15.2	6.2	1.5
2021	100.0	27.1	34.9	15.7	14.8	6.1	1.4
2022	100.0	27.4	35.3	15.6	14.4	6.0	1.4
2023	100.0	27.6	35.7	15.5	14.0	5.9	1.3
2024	100.0	27.9	36.1	15.4	13.6	5.8	1.3
2025	100.0	28.1	36.4	15.3	13.2	5.7	1.2
2026	100.0	28.4	36.8	15.1	12.8	5.7	1.2
2027	100.0	28.7	37.1	15.0	12.5	5.6	1.2
2028	100.0	29.0	37.4	14.9	12.1	5.5	1.1
2029	100.0	29.3	37.7	14.8	11.7	5.4	1.1
2030	100.0	29.6	37.9	14.7	11.4	5.3	1.0

14. 시도 및 가구원수별 가구(계속)

Households by Household Size(Cont'd)

단위 : 가구

Unit : household

[경북 Gyeongbuk]

연도 Year	계 Total	가구원수 Number of household members					
		1인	2인	3인	4인	5인	6인 이상
2000	910,365	168,518	221,563	176,017	234,698	80,371	29,198
2001	921,034	180,792	231,581	177,402	229,068	75,720	26,471
2002	931,412	192,873	240,680	178,687	223,913	71,308	23,951
2003	935,288	203,847	248,072	178,399	216,922	66,554	21,494
2004	940,063	215,070	255,743	177,949	209,935	62,071	19,295
2005	946,773	226,438	263,754	177,678	203,588	57,962	17,353
2006	951,323	228,162	267,174	178,575	204,172	57,447	15,793
2007	956,021	229,770	270,659	179,373	204,462	57,132	14,625
2008	960,785	231,445	274,211	180,114	204,583	56,794	13,638
2009	965,017	233,066	277,676	180,686	204,398	56,400	12,791
2010	968,878	234,730	281,077	181,113	203,943	55,960	12,055
2011	972,402	236,385	284,300	181,455	203,358	55,495	11,409
2012	975,332	237,999	287,325	181,637	202,538	54,991	10,842
2013	977,942	239,747	290,292	181,676	201,444	54,449	10,334
2014	980,050	241,606	293,216	181,521	199,979	53,855	9,873
2015	981,799	243,629	296,212	181,180	198,116	53,212	9,450
2016	983,110	245,771	299,315	180,635	195,821	52,506	9,062
2017	983,886	247,947	302,532	179,874	193,088	51,743	8,702
2018	984,372	250,169	305,935	178,950	190,010	50,943	8,365
2019	984,231	252,298	309,359	177,825	186,601	50,100	8,048
2020	983,538	254,299	312,734	176,545	182,981	49,230	7,749
2021	982,319	256,164	315,964	175,121	179,226	48,370	7,474
2022	980,854	257,981	319,039	173,633	175,462	47,524	7,215
2023	979,097	259,735	321,875	172,102	171,735	46,685	6,965
2024	976,958	261,410	324,386	170,525	168,065	45,851	6,721
2025	974,538	263,062	326,577	168,924	164,467	45,025	6,483
2026	971,592	264,644	328,360	167,254	160,893	44,194	6,247
2027	968,223	266,200	329,775	165,533	157,340	43,359	6,016
2028	964,483	267,783	330,857	163,753	153,782	42,521	5,787
2029	960,506	269,469	331,670	161,927	150,194	41,683	5,563
2030	956,298	271,245	332,205	160,063	146,595	40,848	5,342

14. 시도 및 가구원수별 가구(계속)

Households by Household Size(Cont'd)

단위: %
Unit: %

[경북 Gyeongbuk]

연도 Year	계 Total	가구원수 Number of household members					
		1인	2인	3인	4인	5인	6인 이상
2000	100.0	18.5	24.3	19.3	25.8	8.8	3.2
2001	100.0	19.6	25.1	19.3	24.9	8.2	2.9
2002	100.0	20.7	25.8	19.2	24.0	7.7	2.6
2003	100.0	21.8	26.5	19.1	23.2	7.1	2.3
2004	100.0	22.9	27.2	18.9	22.3	6.6	2.1
2005	100.0	23.9	27.9	18.8	21.5	6.1	1.8
2006	100.0	24.0	28.1	18.8	21.5	6.0	1.7
2007	100.0	24.0	28.3	18.8	21.4	6.0	1.5
2008	100.0	24.1	28.5	18.7	21.3	5.9	1.4
2009	100.0	24.2	28.8	18.7	21.2	5.8	1.3
2010	100.0	24.2	29.0	18.7	21.0	5.8	1.2
2011	100.0	24.3	29.2	18.7	20.9	5.7	1.2
2012	100.0	24.4	29.5	18.6	20.8	5.6	1.1
2013	100.0	24.5	29.7	18.6	20.6	5.6	1.1
2014	100.0	24.7	29.9	18.5	20.4	5.5	1.0
2015	100.0	24.8	30.2	18.5	20.2	5.4	1.0
2016	100.0	25.0	30.4	18.4	19.9	5.3	0.9
2017	100.0	25.2	30.7	18.3	19.6	5.3	0.9
2018	100.0	25.4	31.1	18.2	19.3	5.2	0.8
2019	100.0	25.6	31.4	18.1	19.0	5.1	0.8
2020	100.0	25.9	31.8	17.9	18.6	5.0	0.8
2021	100.0	26.1	32.2	17.8	18.2	4.9	0.8
2022	100.0	26.3	32.5	17.7	17.9	4.8	0.7
2023	100.0	26.5	32.9	17.6	17.5	4.8	0.7
2024	100.0	26.8	33.2	17.5	17.2	4.7	0.7
2025	100.0	27.0	33.5	17.3	16.9	4.6	0.7
2026	100.0	27.2	33.8	17.2	16.6	4.5	0.6
2027	100.0	27.5	34.1	17.1	16.3	4.5	0.6
2028	100.0	27.8	34.3	17.0	15.9	4.4	0.6
2029	100.0	28.1	34.5	16.9	15.6	4.3	0.6
2030	100.0	28.4	34.7	16.7	15.3	4.3	0.6

14. 시도 및 가구원수별 가구(계속)

Households by Household Size(Cont'd)

단위 : 가구

Unit : household

[경남 Gyeongnam]

연도 Year	계 Total	가구원수 Number of household members					
		1인	2인	3인	4인	5인	6인 이상
2000	956,503	164,242	203,201	189,630	281,278	88,359	29,793
2001	982,788	177,489	215,002	195,057	281,289	85,973	27,978
2002	1,005,131	190,035	225,400	199,806	280,440	83,319	26,131
2003	1,025,126	202,540	235,496	203,863	278,485	80,419	24,323
2004	1,039,903	214,243	244,687	206,625	274,708	77,119	22,521
2005	1,053,963	225,609	253,743	209,146	270,747	73,875	20,843
2006	1,065,553	229,226	259,001	211,304	272,233	73,593	20,196
2007	1,079,416	232,929	264,934	213,851	274,205	73,715	19,782
2008	1,093,479	236,741	271,069	216,392	276,097	73,817	19,363
2009	1,106,750	240,476	277,167	218,717	277,627	73,832	18,931
2010	1,119,519	244,255	283,267	220,872	278,856	73,777	18,492
2011	1,131,816	248,026	289,247	222,916	279,902	73,674	18,051
2012	1,143,458	251,780	295,107	224,777	280,660	73,513	17,621
2013	1,154,671	255,687	300,961	226,452	281,084	73,289	17,198
2014	1,165,348	259,750	306,850	227,894	281,089	72,987	16,778
2015	1,175,545	264,007	312,867	229,085	280,621	72,601	16,364
2016	1,185,364	268,459	319,104	230,038	279,672	72,126	15,965
2017	1,194,805	273,045	325,605	230,752	278,254	71,573	15,576
2018	1,203,951	277,734	332,398	231,251	276,412	70,958	15,198
2019	1,212,687	282,444	339,396	231,538	274,194	70,286	14,829
2020	1,221,037	287,125	346,509	231,658	271,697	69,576	14,472
2021	1,229,020	291,763	353,632	231,617	268,985	68,878	14,145
2022	1,236,801	296,419	360,703	231,485	266,175	68,189	13,830
2023	1,244,297	301,069	367,617	231,283	263,313	67,497	13,518
2024	1,251,303	305,674	374,244	230,992	260,396	66,794	13,203
2025	1,257,735	310,247	380,517	230,600	257,416	66,075	12,880
2026	1,263,483	314,786	386,386	230,089	254,346	65,332	12,544
2027	1,268,602	319,324	391,864	229,465	251,181	64,566	12,202
2028	1,273,091	323,910	396,966	228,708	247,887	63,771	11,849
2029	1,276,885	328,577	401,680	227,793	244,416	62,942	11,477
2030	1,279,878	333,283	405,952	226,712	240,764	62,079	11,088

14. 시도 및 가구원수별 가구(계속)

Households by Household Size(Cont'd)

단위 : %

Unit : %

[경남 Gyeongnam]

연도 Year	계 Total	가구원수 Number of household members					
		1인	2인	3인	4인	5인	6인 이상
2000	100.0	17.2	21.2	19.8	29.4	9.2	3.1
2001	100.0	18.1	21.9	19.8	28.6	8.7	2.8
2002	100.0	18.9	22.4	19.9	27.9	8.3	2.6
2003	100.0	19.8	23.0	19.9	27.2	7.8	2.4
2004	100.0	20.6	23.5	19.9	26.4	7.4	2.2
2005	100.0	21.4	24.1	19.8	25.7	7.0	2.0
2006	100.0	21.5	24.3	19.8	25.5	6.9	1.9
2007	100.0	21.6	24.5	19.8	25.4	6.8	1.8
2008	100.0	21.7	24.8	19.8	25.2	6.8	1.8
2009	100.0	21.7	25.0	19.8	25.1	6.7	1.7
2010	100.0	21.8	25.3	19.7	24.9	6.6	1.7
2011	100.0	21.9	25.6	19.7	24.7	6.5	1.6
2012	100.0	22.0	25.8	19.7	24.5	6.4	1.5
2013	100.0	22.1	26.1	19.6	24.3	6.3	1.5
2014	100.0	22.3	26.3	19.6	24.1	6.3	1.4
2015	100.0	22.5	26.6	19.5	23.9	6.2	1.4
2016	100.0	22.6	26.9	19.4	23.6	6.1	1.3
2017	100.0	22.9	27.3	19.3	23.3	6.0	1.3
2018	100.0	23.1	27.6	19.2	23.0	5.9	1.3
2019	100.0	23.3	28.0	19.1	22.6	5.8	1.2
2020	100.0	23.5	28.4	19.0	22.3	5.7	1.2
2021	100.0	23.7	28.8	18.8	21.9	5.6	1.2
2022	100.0	24.0	29.2	18.7	21.5	5.5	1.1
2023	100.0	24.2	29.5	18.6	21.2	5.4	1.1
2024	100.0	24.4	29.9	18.5	20.8	5.3	1.1
2025	100.0	24.7	30.3	18.3	20.5	5.3	1.0
2026	100.0	24.9	30.6	18.2	20.1	5.2	1.0
2027	100.0	25.2	30.9	18.1	19.8	5.1	1.0
2028	100.0	25.4	31.2	18.0	19.5	5.0	0.9
2029	100.0	25.7	31.5	17.8	19.1	4.9	0.9
2030	100.0	26.0	31.7	17.7	18.8	4.9	0.9

14. 시도 및 가구원수별 가구(계속)

Households by Household Size(Cont'd)

단위 : 가구

Unit : household

[제주 Jeju]

연도 Year	계 Total	가구원수 Number of household members					
		1인	2인	3인	4인	5인	6인 이상
2000	160,259	26,672	30,608	31,227	43,507	20,232	8,013
2001	165,614	29,209	32,836	32,209	43,824	19,991	7,545
2002	169,475	31,519	34,711	32,902	43,751	19,566	7,026
2003	172,578	33,776	36,478	33,395	43,399	19,026	6,504
2004	175,450	36,047	38,254	33,787	42,907	18,444	6,011
2005	179,105	38,479	40,226	34,297	42,581	17,944	5,578
2006	180,808	38,923	40,885	35,049	42,657	17,888	5,406
2007	183,656	39,544	41,929	35,628	43,176	18,053	5,326
2008	186,449	40,162	42,987	36,188	43,667	18,205	5,240
2009	189,074	40,756	44,035	36,703	44,099	18,333	5,148
2010	191,646	41,362	45,093	37,193	44,498	18,447	5,053
2011	194,135	41,964	46,134	37,664	44,869	18,549	4,955
2012	196,524	42,562	47,162	38,104	45,198	18,637	4,861
2013	198,853	43,187	48,194	38,514	45,482	18,711	4,765
2014	201,032	43,823	49,220	38,872	45,690	18,758	4,669
2015	203,104	44,483	50,263	39,181	45,825	18,781	4,571
2016	205,105	45,173	51,342	39,446	45,889	18,779	4,476
2017	207,009	45,875	52,458	39,664	45,877	18,753	4,382
2018	208,806	46,579	53,610	39,832	45,792	18,704	4,289
2019	210,504	47,277	54,789	39,957	45,649	18,636	4,196
2020	212,124	47,964	55,985	40,050	45,464	18,556	4,105
2021	213,632	48,631	57,173	40,104	45,230	18,473	4,021
2022	215,063	49,287	58,342	40,134	44,974	18,387	3,939
2023	216,450	49,940	59,488	40,152	44,713	18,300	3,857
2024	217,684	50,567	60,570	40,141	44,433	18,202	3,771
2025	218,811	51,184	61,594	40,110	44,142	18,099	3,682
2026	219,869	51,803	62,567	40,067	43,852	17,991	3,589
2027	220,788	52,412	63,470	39,998	43,543	17,873	3,492
2028	221,609	53,028	64,315	39,908	43,221	17,746	3,391
2029	222,309	53,655	65,099	39,788	42,877	17,608	3,282
2030	222,923	54,297	65,828	39,649	42,521	17,463	3,165

14. 시도 및 가구원수별 가구(계속)

Households by Household Size(Cont'd)

단위: %
Unit: %

[제주 Jeju]

연도 Year	계 Total	가구원수 Number of household members					
		1인	2인	3인	4인	5인	6인 이상
2000	100.0	16.6	19.1	19.5	27.1	12.6	5.0
2001	100.0	17.6	19.8	19.4	26.5	12.1	4.6
2002	100.0	18.6	20.5	19.4	25.8	11.5	4.1
2003	100.0	19.6	21.1	19.4	25.1	11.0	3.8
2004	100.0	20.5	21.8	19.3	24.5	10.5	3.4
2005	100.0	21.5	22.5	19.1	23.8	10.0	3.1
2006	100.0	21.5	22.6	19.4	23.6	9.9	3.0
2007	100.0	21.5	22.8	19.4	23.5	9.8	2.9
2008	100.0	21.5	23.1	19.4	23.4	9.8	2.8
2009	100.0	21.6	23.3	19.4	23.3	9.7	2.7
2010	100.0	21.6	23.5	19.4	23.2	9.6	2.6
2011	100.0	21.6	23.8	19.4	23.1	9.6	2.6
2012	100.0	21.7	24.0	19.4	23.0	9.5	2.5
2013	100.0	21.7	24.2	19.4	22.9	9.4	2.4
2014	100.0	21.8	24.5	19.3	22.7	9.3	2.3
2015	100.0	21.9	24.7	19.3	22.6	9.2	2.3
2016	100.0	22.0	25.0	19.2	22.4	9.2	2.2
2017	100.0	22.2	25.3	19.2	22.2	9.1	2.1
2018	100.0	22.3	25.7	19.1	21.9	9.0	2.1
2019	100.0	22.5	26.0	19.0	21.7	8.9	2.0
2020	100.0	22.6	26.4	18.9	21.4	8.7	1.9
2021	100.0	22.8	26.8	18.8	21.2	8.6	1.9
2022	100.0	22.9	27.1	18.7	20.9	8.5	1.8
2023	100.0	23.1	27.5	18.6	20.7	8.5	1.8
2024	100.0	23.2	27.8	18.4	20.4	8.4	1.7
2025	100.0	23.4	28.1	18.3	20.2	8.3	1.7
2026	100.0	23.6	28.5	18.2	19.9	8.2	1.6
2027	100.0	23.7	28.7	18.1	19.7	8.1	1.6
2028	100.0	23.9	29.0	18.0	19.5	8.0	1.5
2029	100.0	24.1	29.3	17.9	19.3	7.9	1.5
2030	100.0	24.4	29.5	17.8	19.1	7.8	1.4

여 백

간행물 및 CD-ROM 안내

I. 종이 간행물

○ 종합

간행물명	주요 수록 내용	발간시기	주기	가격
· 국가통계 바로알기	국가통계의 의미, 인구, 고용통계, 물가, 가구소득 소비, 경기지표, 표본조사, 통계정보의 활용, 통계 품질관리	2005. 2	3년	18,000원
· 국제통계연감 2007	200여개 국가의 인구, 노동 및 임금, 경제 사회·문화, 보건, 환경, 교육 및 과학분야 등 150여개 항목에 대해 10년 시계열자료를 수록	2007. 8	연간	10,000원
· 남북한 경제사회상 비교	남북한 경제사회상을 인구, 경제총량, 대외거래, 사회간접자본, 보건 등 13개 분야, 79개 통계표 수록	2006. 12	연간	3,000원
· 선생님, 짝꿍 좀 바꿔주세요	초등학생들이 학교와 가정에서 활용할 수 있는 통계를 중심으로 재미있게 읽을 수 있는 쉽고 유익한 통계 동화책	2004. 12	부정기	8,000원
· 월간국제통계	경제관련 32개 주요 통계지표에 대한 비교자료를 연도별, 월별로 수록	매월 30일경	월간	4,000원
· 지역경제동향	지역경제통계의 올바른 이해와 지역간 균형발전을 위한 정책수립 및 지역경제연구에 필요한 기초자료를 제공하기 위하여 지역별 경제통계에 대한 최근 자료를 종합 수록	매분기 (2,5,8,11월)	분기	비매품
· 재미있고 신기한 통계	어린이를 위한 통계 책자로 통계를 이해하기 쉽게 삽화, 콩트 등 수록	2000. 6	부정기	4,000원
· 통계로 본 한국의 변천	분야별로 다양한 통계자료를 인용하여 우리나라의 자연환경, 경제, 사회 등 전문분야에 대한 시대적 특성과 변화된 모습 등을 서술형으로 표현	2004. 12	부정기	19,000원
· 통계속의 재미있는 세상 이야기	중·고교생을 위한 통계 책자로 통계를 이해하기 쉽게 삽화 등 수록	2003. 8	부정기	8,000원
· 한국통계월보	인구, 산업, 물가, 가계, 무역, 금융 등 9개 부문에 걸쳐 국내외 통계자료 변화를 연도별 월별로 종합	매월 30일경	월간	7,000원
· 한국통계연감 2006	인구, 노동 및 임금, 광공업, 도소매업, 무역, 국민계정, 국제통계 등 21개 분야 400여종의 국내외 자료를 종합	2006. 12	연간	22,000원
· Explore Korea through Statistics	우리나라 인구, 고용, 물가, 산업, 국민계정, 교육, 문화 등 18개 분야의 현황을 주요 통계자료와 영문해설, 사진, 통계표, 도표와 함께 수록	2007. 6	부정기	17,000원

○ 인구 · 사회 · 고용

간행물명	주요수록내용	발간시기	주기	가격
· 경제활동인구 월보	15세 이상 인구의 경제활동상태, 직업·산업별·교육정도·종사상 지위별 취업자, 성별·교육정도·연령계층별 실업자 등을 최근 연도를 기준으로 연도별, 분기별, 월별로 수록	매월 25일경	월간	3,000원
· 2006 경제활동인구연보	15세 이상 인구의 경제활동상태, 직업·산업·교육정도·종사상 지위별 취업자, 성별·교육정도·연령계층별 실업자 등을 수록	2007. 5	연간	10,000원
· 2006 인력실태조사보고서	15세 이상 인구의 연간 경제활동상태, 노동이동, 산업 및 직업의 세부내용 등 평소의 경제활동상태 조사결과를 수록	2007. 3	연간	12,000원
· 2006 고령자통계	인구, 가족 및 거주, 소득 및 소비, 노동, 교육 및 정보화, 보건, 복지, 문화 및 여가, 안전, 정부와 사회참여 등 10개 분야 통계표 수록	2006. 10	연간	비매품
· 2006년 국제인구이동 통계연보	1년 동안 내국인과 외국인이 출입국시 법무부 출입국관리국에 신고한 출입국신고서를 기초로 체류기간이 90일을 초과한 국가간 이동자를 대상으로 작성. 내국인의 특성별 출국 및 외국인의 특성별 입국 등 통계표 수록	2007. 10	연간	4,000원
· 2006년 사망원인통계연보 (전국편)	성별·연령별·사망장소별·월별 사망자수, 사인별 사망률, 주요사인에 의한 사망자 국제비교 등 수록	2007.11	연간	7,000원
· 2005년 사망원인통계연보 (시도편)	시도별로 사망자의 사인분류별(103항목)사망자수, 사망률, 사인순위 등 집계자료를 수록	2007. 5	연간	15,000원
· 2006년 사회통계조사보고서 (보건,가족,사회참여,노동)	분야별로 매년 3~4개 사회지표를 선정하여 지역별, 연령별 상세 통계자료 수록	2007. 1	연간	11,000원
· 2004 생활시간조사보고서 (제1권 생활시간량편)	생활시간조사 결과 보고서로서, 각 행동에 대한 국민의 시간 사용량을 분석한 결과 수록	2005. 9	5년	19,000원
· 2004 생활시간조사보고서 (제2권 시간대별 행위자비율편)	생활시간조사 결과 보고서로서, 하루24시간을 10분과 30분 간격으로 구분하여 시간대별로 각 행동을 한사람의 비율을 분석한 결과를 수록	2005. 9	5년	13,000원
· 2004 생활시간조사보고서 (제3권 지역별 생활시간편)	생활시간조사 결과 보고서로서, 지역별 생활시간 활용실태자료를 수록	2005. 9	5년	15,000원
· 2006년 인구동태통계연보 (총괄·출생·사망편)	국민이 제출한 출생·사망신고서를 집계하여 전국 및 시도, 구·시·군별 출생·사망통계결과를 수록	2007. 10	연간	8,000원
· 2006년 인구동태통계연보 (혼인·이혼편)	국민이 제출한 혼인·이혼신고서를 집계하여 전국 및 시도, 구·시·군별 혼인·이혼통계결과를 수록	2007. 4	연간	7,000원
· 2006년 인구가동통계연보	총이동 및 시도간·시도내 인구가동, 전입, 전출지별 인구가동 등을 월별로 수록	2007. 4	연간	8,000원

간행물명	주요수록내용	발간시기	주기	가격
· 2005 인구주택총조사 (전수조사결과) 제1권 인구편	2005년 11월 1일 0시 현재 대한민국 영토중 행정권이 미치는 전지역의 인구에 대한 조사 결과를 광범위하게 수록	2006. 12	5년	20,000원
· 2005 인구주택총조사 (전수조사결과) 제2권 가구편	2005년 11월 1일 0시 현재 대한민국 영토중 행정권이 미치는 전지역의 가구에 대한 조사 결과를 광범위하게 수록	2006. 12	5년	16,000원
· 2005 인구주택총조사 (전수조사결과) 제3권 주택편	2005년 11월 1일 0시 현재 대한민국 영토중 행정권이 미치는 전지역의 주택에 대한 조사 결과를 광범위하게 수록	2006. 12	5년	9,000원
· 2005 인구주택총조사 (전수조사결과) 제4권 시·도편 16-1 서울특별시	2005년 11월 1일 0시 현재 대한민국 영토중 행정권이 미치는 서울지역의 인구, 가구, 주택에 대한 조사 결과를 광범위하게 수록	2006. 12	5년	16,000원
· 2005 인구주택총조사 (전수조사결과) 제4권 시·도편 16-2 부산광역시	2005년 11월 1일 0시 현재 대한민국 영토중 행정권이 미치는 부산지역의 인구, 가구, 주택에 대한 조사 결과를 광범위하게 수록	2006. 12	5년	15,000원
· 2005 인구주택총조사 (전수조사결과) 제4권 시·도편 16-3 대구광역시	2005년 11월 1일 0시 현재 대한민국 영토중 행정권이 미치는 대구지역의 인구, 가구, 주택에 대한 조사 결과를 광범위하게 수록	2006. 12	5년	11,000원
· 2005 인구주택총조사 (전수조사결과) 제4권 시·도편 16-4 인천광역시	2005년 11월 1일 0시 현재 대한민국 영토중 행정권이 미치는 인천지역의 인구, 가구, 주택에 대한 조사 결과를 광범위하게 수록	2006. 12	5년	12,000원
· 2005 인구주택총조사 (전수조사결과) 제4권 시·도편 16-5 광주광역시	2005년 11월 1일 0시 현재 대한민국 영토중 행정권이 미치는 광주지역의 인구, 가구, 주택에 대한 조사 결과를 광범위하게 수록	2006. 12	5년	7,000원
· 2005 인구주택총조사 (전수조사결과) 제4권 시·도편 16-6 대전광역시	2005년 11월 1일 0시 현재 대한민국 영토중 행정권이 미치는 대전지역의 인구, 가구, 주택에 대한 조사 결과를 광범위하게 수록	2006. 12	5년	7,000원
· 2005 인구주택총조사 (전수조사결과) 제4권 시·도편 16-7 울산광역시	2005년 11월 1일 0시 현재 대한민국 영토중 행정권이 미치는 울산지역의 인구, 가구, 주택에 대한 조사 결과를 광범위하게 수록	2006. 12	5년	10,000원
· 2005 인구주택총조사 (전수조사결과) 제4권 시·도편 16-8 경기도(2권)	2005년 11월 1일 0시 현재 대한민국 영토중 행정권이 미치는 경기지역의 인구에 대한 조사 결과를 광범위하게 수록	2006. 12	5년	28,000원
· 2005 인구주택총조사 (전수조사결과) 제4권 시·도편 16-9 강원도	2005년 11월 1일 0시 현재 대한민국 영토중 행정권이 미치는 강원지역의 인구, 가구, 주택에 대한 조사 결과를 광범위하게 수록	2006. 12	5년	16,000원
· 2005 인구주택총조사 (전수조사결과) 제4권 시·도편 16-10 충청북도	2005년 11월 1일 0시 현재 대한민국 영토중 행정권이 미치는 충북지역의 인구, 가구, 주택에 대한 조사 결과를 광범위하게 수록	2006. 12	5년	14,000원
· 2005 인구주택총조사 (전수조사결과) 제4권 시·도편 16-11 충청남도	2005년 11월 1일 0시 현재 대한민국 영토중 행정권이 미치는 충남지역의 인구, 가구, 주택에 대한 조사 결과를 광범위하게 수록	2006. 12	5년	14,000원

간행물명	주요수록내용	발간시기	주기	가격
· 2005 인구주택총조사 (전수조사결과) 제4권 사·도편 16-12 전라북도	2005년 11월 1일 0시 현재 대한민국 영토중 행정권이 미치는 전북지역의 인구, 가구, 주택에 대한 조사 결과를 광범위하게 수록	2006. 12	5년	15,000원
· 2005 인구주택총조사 (전수조사결과) 제4권 사·도편 16-13 전라남도	2005년 11월 1일 0시 현재 대한민국 영토중 행정권이 미치는 전남지역의 인구, 가구, 주택에 대한 조사 결과를 광범위하게 수록	2006. 12	5년	17,000원
· 2005 인구주택총조사 (전수조사결과) 제4권 사·도편 16-14 경상북도	2005년 11월 1일 0시 현재 대한민국 영토중 행정권이 미치는 경북지역의 인구, 가구, 주택에 대한 조사 결과를 광범위하게 수록	2006. 12	5년	18,000원
· 2005 인구주택총조사 (전수조사결과) 제4권 사·도편 16-15 경상남도	2005년 11월 1일 0시 현재 대한민국 영토중 행정권이 미치는 경남지역의 인구, 가구, 주택에 대한 조사 결과를 광범위하게 수록	2006. 12	5년	17,000원
· 2005 인구주택총조사 (전수조사결과) 제4권 사·도편 16-16 제주도	2005년 11월 1일 0시 현재 대한민국 영토중 행정권이 미치는 제주지역의 인구, 가구, 주택에 대한 조사 결과를 광범위하게 수록	2006. 12	5년	9,000원
· 2005 인구주택총조사 (제5권 통근·통학)	『2005 인구·주택 총조사』 표본집계 결과 중 통근·통학에 관한 사항을 수록	2007. 7	5년	22,000원
· 2005 인구주택총조사 (제6권 인구이동)	『2005 인구·주택 총조사』 표본집계 결과 중 인구가동에 관한 사항(현거주지 및 5년전 거주지)을 수록	2007. 7	5년	16,000원
· 2005 인구주택총조사 (제7권 경제활동 2-1 취업상태)	『2005 인구·주택 총조사』 표본집계 결과 중 경제활동에 관한 사항(취업상태)을 수록	2007. 7	5년	24,000원
· 2005 인구주택총조사 (제7권 경제활동 2-2 산업·직업)	『2005 인구·주택 총조사』 표본집계 결과 중 산업·직업별 경제활동상태에 관한 사항을 수록	2007. 7	5년	26,000원
· 2005 인구주택총조사 (제8권 주거 2-1 주거실태)	『2005 인구·주택 총조사』 표본집계 결과 중 주거에 관한 사항(주거실태)을 수록	2007. 7	5년	22,000원
· 2005 인구주택총조사 (제8권 주거 2-2 임차료)	『2005 인구·주택 총조사』 표본집계 결과 중 주거에 관한 사항(임차료)을 수록	2007. 7	5년	20,000원
· 2005 인구주택총조사 (제9권 활동제한)	『2005 인구·주택 총조사』 표본집계 결과 중 활동제한자에 관한 조사결과를 수록	2007. 7	5년	16,000원
· 2005 인구주택총조사 (제10권 고령자)	『2005 인구·주택 총조사』 표본집계 결과 중 고령자에 관한 조사결과를 수록	2007. 7	5년	20,000원
· 2005 인구주택총조사 (제11권 여성·아동)	『2005 인구·주택 총조사』 표본집계 결과 중 여성·아동에 관한 사항을 수록	2007. 7	5년	16,000원
· 2005 인구주택총조사 (제12권 1인 가구)	『2005 인구·주택 총조사』 표본집계 결과 중 1인 가구에 관한 사항을 수록	2007. 7	5년	20,000원
· 2000 인구주택총조사 성씨 및 본관 보고서 (총3권)	『2000년 인구주택총조사』의 「성씨 및 본관」 항목을 집계한 결과를 수록	2003. 4	5년	84,000원

간행물명	주요수록내용	발간시기	주기	가격
· 장래가구추계(2000-2020)	가구추계개요, 과거 가구 추이 및 패턴, 장래 가구추계 추정 결과, 장래가구추계 주요결과, 총가구수 등 수록	2002. 9	5년	4,000원
· 장래인구추계	인구추계작성개요, 기준인구, 인구변동요인분석, 추계를 위한 가정, 장래인구추계결과를 수록	2006. 12	5년	5,000원
· 시도별 장래인구추계 (2005-2030)	시도별 장래인구추계 개요, 2005~2030까지의 시도별 추계인구, 시도별 인구성장률, 시도별 생명표 등을 수록	2007. 6	부정기	9,000원
· 2006년 전국주민등록 인구통계	매년 12월 31일 기준으로 각 시도에서 작성된 주민등록 인구자료를 수집, 합산하여 16개 시도별, 시군구별, 읍면동별로 자료를 수록	2007. 3	연간	6,000원
· 2006 청소년통계	인구와 가족, 교육, 노동, 보건 등 8개 부문 119개 통계표 수록	2006. 5	연간	비매품
· 2005 통계로 보는 여성의 삶	인구와 가구, 가정생활, 사회생활과 관련된 19개 부문 159개 통계표 수록	2006. 6	연간	비매품
· 2006 한국의 사회지표	인구, 가족, 소득, 소비, 노동, 교육, 보건, 주거, 교통, 정보통신, 환경, 복지, 문화, 여가, 안전, 사회참여 등 13개 부문 489개 국내지표를 수록	2006. 12	연간	13,000원
· 한국의 인구 1, 2	한국의 인구자료, 인구변천, 인구성장의 구성요소, 인구구조 및 분포, 인구정책 등 인구와 관련된 주요 주제들이 수록	2002. 12	부정기	35,000원
· 한국의 주택	인구주택총조사 자료를 중심으로 우리나라 주거와 주택문제의 실상과 그 변화 패턴을 분석하기 위해 집필된 책으로 가구, 주택, 주거부문 등 수록	2002. 12	부정기	13,000원
· The Population of Korea	지난 2000년 인구주택총조사까지 75년동안의 우리나라 인구, 가구, 주택상황에 대해 기술한 연구분석서	2004. 3	부정기	17,000원
· 2005년 생명표	출생시 기대여명, 연령별 기대여명, 연령별 사망확률, 특정사인에 의한 사망확률 등 수록	2006. 12	연간	6,000원
· 2005년 시도별 생명표	시도별 연령별 기대여명, 각세 및 5세 생명표, 사망원인 생명표 등 시도별 사망력 비교자료 수록	2007. 5	부정기	7,000원
· 인구대사전	국내외 학자 97명이 참여하여 인구학과 인구통계에 관한 이론과 전문용어를 알기쉽게 해설하고, 인구현상과 변화를 종합 논의한 우리나라 유일한 인구관련 백과사전	2006. 12	부정기	120,000원

○ 경기 · 산업

간행물명	주요 수록 내용	발간시기	주기	가격
· 건설수주·기성통계	건설수주동향, 발주자별·공사종류별 국내 수주액 추이, 건설기성동향, 건축허가동향, 지역별 발주액 및 추이 등 수록	매월 10일경	월간	3,000원
· 2005년 기준 건설업통계 조사보고서	건설업 부문의 고용, 급여, 수주액, 기성액, 부가가치, 유형고정자산 등 경영실적, 해외건설 수주액 등 수록	2006. 12	연간	9,000원
· 경기종합지수	선행·동행·후행 경기종합지수 및 구성지표	매월 10일경	월간	3,000원
· 2005 광업·제조업통계 조사보고서(전국편)	종사자 5인 이상의 광업 및 제조업 사업체수, 종사자수, 출하액, 부가가치 등 수록	2006. 12	연간	10,000원
· 2005 광업·제조업통계 조사보고서(지역편)	종사자 5인 이상의 광업 및 제조업 사업체수, 종사자수, 출하액, 부가가치 등 수록	2006. 12	연간	10,000원
· 2005 광업·제조업통계 조사보고서(기업체편)	종사자 5인 이상의 광업 및 제조업 사업체수, 종사자수, 출하액, 부가가치 등 수록	2006. 12	연간	10,000원
· 2005 광업·제조업통계 조사보고서(품목편)	종사자 5인 이상의 광업 및 제조업 사업체수, 종사자수, 출하액, 부가가치 등 수록	2006. 12	연간	10,000원
· 1997 국부통계조사보고서 (제1권 종합편)	유형고정자산, 재고자산을 총자산액과 순자산액으로 평가하여 국가의 부를 파악한 자료 수록	1999. 11	10년	19,900원
· 1997 국부통계조사보고서 (제2권 정부자산편)	유형고정자산, 재고자산을 총자산액과 순자산액으로 평가하여 국가의 부를 파악한 자료 수록	1999. 11	10년	9,400원
· 1997 국부통계조사보고서 (제3권 법인기업자산편)	유형고정자산, 재고자산을 총자산액과 순자산액으로 평가하여 국가의 부를 파악한 자료 수록	1999. 11	10년	23,900원
· 1997 국부통계조사보고서 (제4권 개인기업자산편)	유형고정자산, 재고자산을 총자산액과 순자산액으로 평가하여 국가의 부를 파악한 자료 수록	1999. 11	10년	17,100원
· 1997 국부통계조사보고서 (제5권 가계자산편)	유형고정자산, 재고자산을 총자산액과 순자산액으로 평가하여 국가의 부를 파악한 자료 수록	1999. 11	10년	6,800원

간행물명	주요수록내용	발간시기	주기	가격
· 기계수주통계	기계수주동향, 수요자별·기종별 수주액 기계류 내수 출하, 기계류 수입액, 설비투자 추계지표 등	매월 10일경	월간	3,000원
· 도·소매업판매액지수	월중 업종별 판매동향 분석자료, 업종별 판매액지수 및 증감률 등 수록	매월 5일경	월간	3,000원
· 2004 도소매업 통계조사 보고서	도소매업, 음식·숙박업체, 부동산업의 지역별, 산업 분류별, 조직형태별 분포, 경영구조 및 운영실태, 종사상 지위, 성별 종사자수 등 수록	2005. 12	연간	19,000원
· 2005년 기준 사업체기초 통계조사 보고서(전국편)	사업체의 산업분류별, 시·도별, 종사자규모별 등의 사업체수, 종사자수 등 수록	2006. 12	연간	11,000원
· 산업생산통계	산업생산·출하·재고지수, 제조업 생산능력 및 가동률 지수, 주요품목의 생산, 출하, 재고량, 시·도별 산업생산·출하·재고지수	매월 10일경	월간	4,000원
· 2003 산업총조사보고서 (제1권 산업편-전국)	광업 및 제조업등 전국의 사업체를 대상으로 업종별 종사자의 직종별로 분석한 통계자료 수록	2004. 12	5년	11,000원
· 2003 산업총조사보고서 (제2권 산업편-지역)	광업 및 제조업등 전국의 사업체를 대상으로 업종별 종사자의 직종별로 분석한 통계자료 수록	2004. 12	5년	12,000원
· 2003 산업총조사보고서 (제3권 품목편)	광업 및 제조업등 전국의 사업체를 대상으로 업종별 종사자의 직종별로 분석한 통계자료 수록	2004. 12	5년	10,000원
· 2003 산업총조사보고서 (제4권 기업체편)	광업 및 제조업등 전국의 사업체를 대상으로 업종별 종사자의 직종별로 분석한 통계자료 수록	2004. 12	5년	9,000원
· 2004 서비스업 통계조사 보고서(제1권)	서비스업체의 지역별, 산업분류별, 조직형태별 분포, 경영구조 및 운영실태, 종사상 지위, 성별 종사자수 등 수록 - 부동산 및 임대업, 사업서비스업편	2005. 12	연간	16,000원
· 2004 서비스업 통계조사 보고서(제2권)	서비스업체의 지역별, 산업분류별, 조직형태별 분포, 경영구조 및 운영실태, 종사상 지위, 성별 종사자수 등 수록 - 보건복지, 문화, 기타 서비스업편	2005. 12	연간	17,000원
· 서비스업활동지수	월중 서비스업의 업종별 동향분석자료, 서비스업활동 지수(경상, 불변) 및 증감률(전년동기비) 등을 수록	매월 10일경	월간	4,000원

간행물명	주요수록내용	발간시기	주기	가격
· 2005 서비스업총조사 보고서 산업 전국편 1-1	서비스업 부문의 전국편 중 제 1권으로서 해당 산업의 조직형태, 종사자규모 및 월평균 휴무일수별 사업체 등에 관한 자료 수록	2007. 6	5년	25,000원
· 2005 서비스업총조사 보고서 산업 전국편 1-2	서비스업 부문의 전국편 중 제 2권으로서 해당 산업의 매출액규모, 건물연면적규모, 조직형태 및 본·지정별 사업체 등에 관한 자료 수록	2007. 6	5년	27,000원
· 2005 서비스업총조사 보고서 산업 전국편 1-3	서비스업 부문의 전국편 중 제 3권으로서 해당 산업의 건물점유형태, 종사상지위 및 정보기술 기반 등에 관한 자료 수록	2007. 6	5년	27,000원
· 2005 서비스업총조사 보고서 산업 지역편 II-1	서비스업 부문의 지역편 중 제 1권으로서 시·도, 시·군·구 및 조직형태별 사업체수, 매출액 등에 관한 자료 수록	2007. 6	5년	25,000원
· 2005 서비스업총조사 보고서 산업 지역편 II-2	서비스업 부문의 지역편 중 제 2권으로서 시·도, 시·군·구, 종사자규모, 종사자지위 및 매출액규모별 사업체수, 매출액 등에 관한 자료 수록	2007. 6	5년	24,000원
· 2005 서비스업총조사 보고서 산업 지역편 II-3	서비스업 부문의 지역편 중 제 3권으로서 시·도, 시·군·구, 건물연면적규모, 조직형태, 정보기술 기반 등에 관한 자료 수록	2007. 6	5년	27,000원
· 2005 서비스업총조사 보고서 산업 특성편	서비스업 부문의 특성편으로서 상품매입처(판매처)별 구성비, 객실(석)수, 체인점 가입여부 및 매장면적 등에 관한 자료 수록	2007. 6	5년	15,000원
· 2005 서비스업총조사 보고서 기업체편	서비스업 부문의 기업체편으로서 자본금규모 및 회사법인 유형별 기업체수, 종사자수, 사업실적, 유무형자산 등에 관한 자료 수록	2007. 6	5년	23,000원
· 2006 운수업통계조사 보고서	육상, 수상, 항공운송업, 여행·운송관련서비스업, 주차장운영업 등의 사업체수, 고용, 급여, 비용, 부가가치, 유형고정자산 등에 관한 자료 수록	2007. 10	연간	10,000원
· 2004년 시도별 지역내 총생산 및 지출	시도별 지역내 총생산규모, 경제성장률, 생산구조, 경제활동별 지역내 총생산 등 수록	2006. 6	연간	8,000원
· 2006 전자상거래통계조사 보고서	가계(B2C), 기업(B2B), 정부(B2G) 등 각 경제주체간의 전자상거래를 체계적으로 파악할 수 있도록 월별 사이버쇼핑몰조사 결과, 분기별 전자상거래 기업체통계조사 및 기업·정부간 통계조사 결과를 종합하여 수록	2007. 8	연간	9,000원

○ 농림 · 어업

간행물명	주요수록내용	발간시기	주기	가격
· 2006 농가경제통계	농가소득, 농업총수입, 농업경영비, 농업수지, 겸업수지, 가계지출, 농가자산 및 부채 등 수록	2007. 4	연간	13,000원
· 2006 농산물생산비통계	10a당 생산비, 가마당 생산비, 10a당 주요투입물량, 조수입 소득, 순이익, 경영비 등을 수록	2007. 3	연간	비매품
· 2005 농·어업법인사업체 통계조사보고서	농업법인과 어업법인별로 사업체수, 출자자수 및 출자금, 종사자수, 경영실적 등을 수록	2006. 10	연간	비매품
· 2006년도 농업기본통계 조사보고서	농업의 기본구조를 파악하기 위하여 농가인구, 농업경영규모 및 농업형태 등을 수록	2007. 4	연간	비매품
· 2005 농업총조사보고서 (전국편 2-1 농가)	우리나라의 모든 농가를 대상으로 가구원 및 농업 경영구조 등을 파악하는 농업부문의 가장 기본이 되는 조사로서 전국자료에 대한 최종결과를 수록	2006.12	5년	16,000원
· 2005 농업총조사보고서 (전국편 2-2 농가인구, 작물, 가축)	우리나라의 모든 농가를 대상으로 가구원 및 농업 경영구조 등을 파악하는 농업부문의 가장 기본이 되는 조사로서 전국자료에 대한 최종결과를 수록	2006.12	5년	12,000원
· 2005 농업총조사보고서 (1.서울특별시, 인천광역시, 광주광역시, 대전광역시)	우리나라의 모든 농가를 대상으로 가구원 및 농업 경영구조 등을 파악하는 농업부문의 가장 기본이 되는 조사로서 서울, 인천, 광주, 대전에 대한 최종결과를 수록	2007. 3	5년	29,000원
· 2005 농업총조사보고서 (2.부산광역시, 대구광역시, 울산광역시, 제주도)	우리나라의 모든 농가를 대상으로 가구원 및 농업 경영구조 등을 파악하는 농업부문의 가장 기본이 되는 조사로서 부산, 대구, 울산, 제주도에 대한 최종결과를 수록	2007. 3	5년	27,000원
· 2005 농업총조사보고서 (3.경기도)	우리나라의 모든 농가를 대상으로 가구원 및 농업 경영구조 등을 파악하는 농업부문의 가장 기본이 되는 조사로서 경기도에 대한 최종결과를 수록	2007. 3	5년	20,000원
· 2005 농업총조사보고서 (4.강원도)	우리나라의 모든 농가를 대상으로 가구원 및 농업 경영구조 등을 파악하는 농업부문의 가장 기본이 되는 조사로서 강원도에 대한 최종결과를 수록	2007. 3	5년	21,000원
· 2005 농업총조사보고서 (5.충청북도)	우리나라의 모든 농가를 대상으로 가구원 및 농업 경영구조 등을 파악하는 농업부문의 가장 기본이 되는 조사로서 충청북도 자료에 대한 최종결과를 수록	2007. 3	5년	19,000원
· 2005 농업총조사보고서 (6.충청남도)	우리나라의 모든 농가를 대상으로 가구원 및 농업 경영구조 등을 파악하는 농업부문의 가장 기본이 되는 조사로서 충청남도 자료에 대한 최종결과를 수록	2007. 3	5년	20,000원

간행물명	주요수록내용	발간시기	주기	가격
· 2005 농업총조사보고서 (7. 전라북도)	우리나라의 모든 농가를 대상으로 가구원 및 농업 경영구조 등을 파악하는 농업부문의 가장 기본이 되는 조사로서 전라북도 자료에 대한 최종결과를 수록	2007. 3	5년	21,000원
· 2005 농업총조사보고서 (8. 전라남도)	우리나라의 모든 농가를 대상으로 가구원 및 농업 경영구조 등을 파악하는 농업부문의 가장 기본이 되는 조사로서 전라남도 자료에 대한 최종결과를 수록	2007. 3	5년	24,000원
· 2005 농업총조사보고서 (9. 경상북도)	우리나라의 모든 농가를 대상으로 가구원 및 농업 경영구조 등을 파악하는 농업부문의 가장 기본이 되는 조사로서 경상북도 자료에 대한 최종결과를 수록	2007. 3	5년	25,000원
· 2005 농업총조사보고서 (10. 경상남도)	우리나라의 모든 농가를 대상으로 가구원 및 농업 경영구조 등을 파악하는 농업부문의 가장 기본이 되는 조사로서 경상남도 자료에 대한 최종결과를 수록	2007. 3	5년	23,000원
· 2006 양곡년도 양곡소비량 조사보고서	1인당 연간 양곡소비량, 1인1일당 양곡 소비량 등 수록	2007. 2	연간	비매품
· 2006년 어업기본통계 조사보고서	어가수, 어가인구, 어업종사가구원 및 정보화현황 등에 관한 자료 수록	2007. 4	연간	비매품
· 2006년 어가경제통계	어가소득, 어업총수입, 어업경영비, 가계지출, 어가자산 및 부채, 어업노동 투입량 등 수록	2007. 4	연간	비매품
· 2005 임업총조사보고서 (전국편)	우리나라의 모든 임가를 대상으로 가구원 및 임업 경영 구조 등을 파악하는 임업부문의 가장 기본이 되는 조사로서 전국자료에 대한 최종결과를 수록	2006.12	5년	15,000원
· 2005 임업총조사보고서 (1. 특·광역시)	우리나라의 모든 임가를 대상으로 가구원 및 임업 경영 구조 등을 파악하는 임업부문의 가장 기본이 되는 조사로서 특별시, 광역시에 대한 최종결과를 수록	2007. 3	5년	22,000원
· 2005 임업총조사보고서 (2. 경기, 강원)	우리나라의 모든 임가를 대상으로 가구원 및 임업 경영 구조 등을 파악하는 임업부문의 가장 기본이 되는 조사로서 경기, 강원에 대한 최종결과를 수록	2007. 3	5년	29,000원
· 2005 임업총조사보고서 (3. 충북, 충남)	우리나라의 모든 임가를 대상으로 가구원 및 임업 경영 구조 등을 파악하는 임업부문의 가장 기본이 되는 조사로서 충북, 충남에 대한 최종결과를 수록	2007. 3	5년	24,000원
· 2005 임업총조사보고서 (4. 전북, 전남, 제주)	우리나라의 모든 임가를 대상으로 가구원 및 임업 경영 구조 등을 파악하는 임업부문의 가장 기본이 되는 조사로서 전북, 전남, 제주에 대한 최종결과를 수록	2007. 3	5년	28,000원

간행물명	주요수록내용	발간시기	주기	가격
· 2005 임업총조사보고서 (5. 경남, 경북)	우리나라의 모든 임가를 대상으로 가구원 및 임업 경영 구조 등을 파악하는 임업부문의 가장 기본이 되는 조사로서 경남, 경북에 대한 최종결과를 수록	2007. 3	5년	29,000원
· 2005 어업총조사보고서 (전국편, 해수면어업)	우리나라의 모든 어가를 대상으로 가구원 및 어업 경영 구조 등을 파악하는 어업부문의 가장 기본이 되는 조사로서 해수면 어업 자료에 대한 최종 결과를 수록	2006. 12	5년	14,000원
· 2005 어업총조사보고서 (전국편, 내수면어업)	우리나라의 모든 어가를 대상으로 가구원 및 어업 경영 구조 등을 파악하는 어업부문의 가장 기본이 되는 조사로서 내수면 어업 자료에 대한 최종 결과를 수록	2006. 12	5년	비매품
· 2005 어업총조사보고서 (1. 부산, 인천, 울산, 경기, 강원)	우리나라의 모든 어가를 대상으로 가구원 및 어업 경영구조 등을 파악하는 어업부문의 가장 기본이 되는 조사로서 부산, 인천, 울산, 경기, 강원에 대한 최종결과를 수록	2007. 3	5년	23,000원
· 2005 어업총조사보고서 (2. 충남, 전북, 전남)	우리나라의 모든 어가를 대상으로 가구원 및 어업 경영구조 등을 파악하는 어업부문의 가장 기본이 되는 조사로서 충남, 전북, 전남에 대한 최종결과를 수록	2007. 3	5년	29,000원
· 2005 어업총조사보고서 (3. 경북, 경남, 제주)	우리나라의 모든 어가를 대상으로 가구원 및 어업 경영구조 등을 파악하는 어업부문의 가장 기본이 되는 조사로서 경북, 경남, 제주에 대한 최종결과를 수록	2007. 3	5년	26,000원
· 농림어업총조사 (지역조사편)	우리나라의 읍·면 지역, 행정 리를 대상으로 한 지역조사 결과를 수록	2007. 3	5년	22,000원

○ 가계·물가

간행물명	주요수록내용	발간시기	주기	가격
· 2006 가계자산조사 보고서	가구별 저축·부채, 부동산, 자동차 등 자산보유 상태 조사결과 수록	2007. 3	5년	5,000원
· 2006 가계조사연보	가계 지출, 근로자가구의 소득 및 지출, 가구특 성별 소득 및 지출을 연도별, 분기별로 수록	2007. 6	연간	8,000원
· 2006 물가연보	전도시 및 시·도별 소비자물가지수, 489개 품목에 대한 소비자 가격지수 등을 연도별, 월별로 종합	2007. 8	연간	11,000원
· 소비자물가	월중 소비자 물가동향, 전 도시 및 서울을 비롯한 16개 시·도별 소비자 물가지수 등 수록	매월 10일경	월간	3,000원
· 소비자물가조사 가격월보	소비자물가지수를 작성하기 위한 기초자료인 38개 도시의 품목별 가격자료를 월평균으로 작성하여 수록	매월 15일경	월간	3,000원

○ 기 타

간행물명	주요수록내용	발간시기	주기	가격
· 한국통계조사현황 2006 (Ⅰ,Ⅱ,Ⅲ권)	153개 기관에서 작성하고 있는 673종의 통계를 부문별로 분류하여 작성기관, 작성연혁, 조사(작성)목적, 조사(작성)대상, 조사(작성)주기 및 기간, 조사(작성)사항, 표본설계, 조사(작성)방법 및 체계, 결과공표, 이용상의 유의점, 주요용어 등의 내용을 요약하여 수록	2006. 11	격년	비매품
· 한국표준무역분류 2005	상품의 수출입에 관한 통계의 체계적 작성, 무역통계의 국제 비교성 증진 등을 위하여 무역거래의 대상이 되는 상품을 원재료, 중간제품, 완제품에 따라 체계화한 분류	2004. 12	부정기	비매품
· 한국표준산업분류 2000	UN이 권고하는 국제표준산업분류를 기초로 국내 산업구조를 반영하여 분류	2000. 1	부정기	12,000원
· 한국표준직업분류 2000	ILO의 국제표준직업분류를 기초로 국내 직업구조를 반영하여 분류	2000. 1	부정기	13,200원
· 한국표준질병·사인분류 2002	WHO의 제10차 개정 국제질병분류를 반영한 질병에 관한 표준분류	2002. 7	부정기	비매품
· 한국표준질병·사인분류 제3권 색인 2003	WHO의 제10차 개정 국제질병분류를 반영한 질병에 관한 표준분류 색인	2003. 1	부정기	비매품

II .CD-ROM

○ 간행물 CD

CD-ROM 명	주요 수록 내용	제작연월	수록형태	가 격
· 1997 국부통계	1997년 기준 정부, 기업, 민간비영리 단체, 가계 대상 국부통계조사 결과 수록	2000. 3	간행물 판	21,000원
· 2005 농림어업총조사	전국의 농·어·가, 임·가 및 인구의 규모와 분포, 농·어업, 임업 경영구조 및 특성 등을 수록	2007. 4	DB 형태	31,000원
· 2005 서비스업총조사	2005년 기준 전국 서비스업 사업체를 대상으로 실시한 서비스업총조사 결과를 수록	2007. 6	간행물 판	25,000원
· 2003 산업총조사보고서	2003년 기준 종사자 1인 이상의 광업, 제조업, 전기·가스·수도 사업체 산업총조사 결과를 수록	2005. 3	간행물 판	21,000원
· 2005 인구주택총조사(전수)	2005년 11월 1일 0시 기준으로 실시한 인구주택총조사의 결과를 수록 (인구, 가구, 주택, 시도편(서울~제주))	2006. 12	간행물 판	45,000원
· 2005 인구주택총조사(표본)	2005년 11월 1일 0시 기준으로 실시한 인구주택총조사 표본조사결과보고서를 수록 (통근통학, 인구이동, 경제활동, 여성아동, 주거, 활동제한, 고령자, 1인가구 등)	2007. 7	간행물 판	45,000원

○ 마이크로데이터 CD

CD-ROM 명	주요 수록 내용	제작연월	수록형태	가 격
· 2006 가계자산조사	2006 가계자산조사의 원시자료로서 인적사항, 금융자산, 부동산, 기타자산, 연간소득 등을 수록	2007. 5	원 자료	27,000원
· 2006 가계조사	가계조사의 연간 원시자료로서 가계지출, 근로자가구의 소득 및 지출, 가구특성별 소득 및 지출 등을 수록	2007. 6	원 자료	792,000원
· 2005 광공업통계조사	광공업통계조사의 연간 원시자료로서 종사자 5인 이상의 광업 및 제조업 사업체수, 종사자수, 출하액, 부가가치 등 관련자료 수록	2007. 2	원 자료	217,000원
· 2006 경제활동인구조사	경제활동인구조사의 연간 원시자료로서 15세 이상 인구의 경제활동상태, 직업·산업·교육정도·종사상 지위별 취업자, 성별·교육정도·연령계층별 실업자 등을 수록	2007. 6	원 자료	160,000원
· 2000 농업총조사	농업총조사의 원시자료로서 행정구역별, 농가구분별, 경영주 및 가구원사항별 등의 자료 수록	2006. 07	원 자료	1,548,000원
· 2001 도소매업 및 서비스업 총조사	도소매업 및 서비스업총조사의 원시자료로서 행정구역별, 산업세세분류별, 조직형태별, 사업체구분별, 종사자수별 등의 자료 수록	2006. 07	원 자료	773,000원

CD-ROM 명	주요 수록 내용	제작연월	수록형태	가 격
· 2004 도소매업 및 서비스업 통계조사	도소매업 및 서비스업통계의 연간 원자료로서 행정구역별, 산업소분류별, 조직형태별, 연간영업개월수별, 평균영업시간별 자료 등을 수록	2006.07	원자료	66,000원
· 2005 사망원인통계	사망원인통계의 연간 원자료로서 성별·연령별·지역별·사망원인별 사망자, 사인별 사망률, 주요사인에 의한 사망자 국제비교 등 수록	2006.12	원자료	35,000원
· 2005 사업체기초통계조사	사업체기초통계조사의 연간 원자료로서 사업체의 산업분류별, 사·도별, 종사자규모별 등의 사업체수, 종사자수 등 수록	2007. 2	원자료	550,000원
· 2005 사회통계조사 (복지, 안전, 환경)	사회통계조사의 연간 원자료로서 복지, 안전, 환경 등의 자료 수록	2006. 3	원자료	45,000원
· 2006 사회통계조사 (보건, 가족, 사회참여, 노동)	사회통계조사의 연간 원자료로서 보건, 가족, 사회참여, 노동 등의 자료 수록	2007. 3	원자료	53,000원
· 2003 산업총조사	산업총조사의 원자료로서 광업 및 제조업 등 전국의 사업체를 대상으로 업종별 종사자의 직종별로 분석한 통계자료 수록	2005. 3	원자료	125,000원
· 2004 생활시간조사	생활시간조사의 원자료로서 하루의 시간 사용량과 시간간격별 행위자 비율을 분석하여 수록	2005. 9	원자료	145,000원
· 2005 인구동태통계조사	인구동태통계신고의 연간 원자료로서 출생, 사망, 혼인, 이혼 등 관련자료 수록	2006.12	원자료	100,000원
· 2000 인구이동통계	인구이동통계의 연간 원자료로서 총이동 및 시도간·시도내 인구이동, 전입, 전출 지별 인구이동 등 관련자료 수록	2001. 6	원자료	245,000원
· 2000 인구주택총조사 (2% 표본)	2000 인구주택총조사 원자료중 2%를 표본 추출한 것으로서 관련자료 수록	2002. 8	원자료	125,000원
· 2005 인구주택총조사 (2% 표본) A형	2005 인구주택총조사 마이크로데이터 2% 표본자료로서 시도단위별 지역자료와 전국 자료의 추정을 위한 가중값을 수록	2007. 6	원자료	150,000원
· 2005 인구주택총조사 (2% 표본) B형	2005 인구주택총조사 마이크로데이터 2% 표본자료로서 시군구별 지역자료이며, 가중값은 미수록	2007. 6	원자료	150,000원
· 2005 인구주택총조사 (5% 표본)	2005 인구주택총조사 마이크로데이터 5% 표본자료로서 시군구별 지역자료이며, 전국자료 추정을 위한 가중값이 제공됨	2007. 10	원자료	919,000원
· 2006 인력실태조사	2006 인력실태조사의 원자료로서 인적사항, 연간 취업상태, 직장이동횟수, 고용형태, 산업, 직업, 월평균 소득, 연간 취업기간, 비구직시 주요활동 등 자료 수록	2007. 5	원자료	43,500원

Ⅲ. 온라인간행물

○ 이용안내

- KOSIS 국가통계포털(<http://www.kosis.kr>) 접속한 뒤 ‘온라인간행물’ 메뉴 이용

○ 간행물 목록

- 2007 통계로 보는 여성의 삶
- 건설수주통계월보
- 경제활동인구연보
- 고령자통계
- 기계수주통계월보
- 도소매업판매액지수
- 사업체기초통계조사결과
- 산업생산연보
- 생명표
- 서비스업활동지수-월보
- 시도별 사망원인통계(2005)
- 시도별 장래인구추계
- 인구동태(출생, 사망)
- 인구이동통계
- 전자상거래통계조사보고서
- 주요경제지표
- 지역내총생산 및 지출
- 한국의 사회지표
- 한국통계월보
- 가계조사연보
- 경기종합지수
- 경제활동인구월보
- 국제인구이동통계
- 농가경제통계
- 사망원인통계연보
- 사회통계조사보고서(2006)
- 산업생산통계월보
- 생활시간조사보고서
- 소비자물가월보(2005=100.0)
- 시도별 생명표(2005년)
- 월간국제통계
- 인구동태통계(혼인, 이혼)
- 장래인구추계
- 주민등록인구통계
- 지역경제동향
- 청소년 통계
- 한국통계연감

IV. 전자책

1. 통계간행물 소개

○ 이용안내

- 통계청 홈페이지(<http://www.nso.go.kr>) 접속한 뒤 ‘새소식>발간자료>통계간행물 소개’ 이용

○ 간행물 목록

- 2005 한국통계연감
- 2004 한국통계연감
- 통계속의 재미있는 세상 이야기
- Explore Korea through Statistics
- 선생님, 짝궁 좀 바꿔주세요
- 정부승인통계목록(2006.3)
- 통계에도 품질관리가 필요합니다
- 통계품질관리 이렇게 합니다
- 주요통계지표해설

2. 어린이 통계동산

○ 이용안내

- 어린이 통계동산(<http://mirae.nso.go.kr>) 접속한 뒤 ‘재미있는 통계교실>어린이 통계서적’ 이용

○ 간행물 목록

- 재미있고 신기한 통계
- 통계를 알면 똑똑해진다
- 선생님, 짝궁 좀 바꿔주세요



국가청렴위원회의 청렴 캠페인 ㉠

www.kicac.go.kr

당신의 뚝뚝한 손이
청렴한 대한민국을 만듭니다

뚝뚝하지 못한 것을 주고 받은 손으로는
마음을 주고 받을 수 없습니다.
진정한 피트니스도, 건강한 미래도 열어갈 수 없습니다.
주지 않고 받지 않는 당신의 뚝뚝한 손에
대한민국의 미래가 있습니다.
청렴한 대한민국의 희망이 있습니다.

국가청렴위원회가
당신의 뚝뚝한 손을 응원합니다



국가청렴위원회
Korea Independent Commission Against Corruption

부패방지위원회가 국가청렴위원회로 새롭게 출발합니다!

2005~2030 장래가구추계

2007. 12

발행일 : 2007년 12월

발행인 : 이 창 호

발행처 : 통 계 청

☎ 302-701

대전광역시 서구 선사로 139번지

Household Projections for Korea : 2005~2030

Published by Korea National Statistical Office

139 Seonsaro, Seo-gu, Deajeon, Korea

Internet : <http://www.kosis.kr>

인쇄소 : 계영프린팅

- ▶ 이 책자는 서점의 정부간행물코너에서 매권당 12,000원에 판매하고 있습니다.
- ▶ 구독신청은 대한통계협회(02-3443-7954~6)로 연락 주시기 바랍니다.

▷ This book is available at KSA (Korea Statistical Association) on a sale basis.
Tel. 82-2-3443-7954~6 Fax. 82-2-3443-7957